

Emergence of turbulence in an oscillating Bose-Einstein condensate

E.A.L. Henn¹, J.A.Seman¹, G.Roati², K.M.F. Magalhães¹, and V.S. Bagnato¹

¹*Instituto de Física de São Carlos, Universidade de São Paulo,
Caixa Postal 369, 13560-970 São Carlos, SP, Brazil*

²*LENS and Dipartimento di Fisica, Università di Firenze,
and INFN-CNR, Via Nello Carrara 1, 50019 Sesto Fiorentino, Italy*

(Dated: June 21, 2024)

We report on the experimental observation of vortices tangle in an atomic BEC of ⁸⁷Rb atoms when an external oscillatory perturbation is introduced in the trap. The vortices tangle configuration is a signature of the presence of a turbulent regime in the cloud. We also show that this turbulent cloud has suppression of the aspect ratio inversion typically observed in quantum degenerate bosonic gases during free expansion. Instead, the cloud expands keeping the ratio between their axis constant. Turbulence in atomic superfluids may constitute an alternative system to investigate decay mechanisms as well as to test fundamental theoretical aspects in this field.

PACS numbers:

Turbulence in classical fluids has been always an intriguing issue in physics and understanding and controlling turbulence represents one of the main challenges in physics [1]. Nevertheless, classical turbulence is a concept difficult to define and there are no fully consistent theories to describe it [2]. A turbulent flow is a highly unsteady flow characterized by the presence of vorticity, diffusion and energy dissipation processes. In a turbulent fluid, the fluctuation of pressure and velocity occur in a very broad range of length and time scales, making its mathematical description very complex [3]. Turbulence is also possible in superfluids, such as superfluid Helium [4] and superfluid ³He-B [5]. Turbulence in superfluids or Quantum Turbulence (QT) is characterized by the appearance of quantized vortices distributed in a tangle way [6, 7, 8], not forming regular lattices. This subject has been extensively studied in superfluid Helium both experimentally and theoretically since it has been discovered about 50 years ago [9]. However, due to the interatomic interactions and very high densities, Helium is very difficult to model theoretically and to be directly observed experimentally. Specifically, the size of the vortex cores are very small and the turbulent state is difficult to be controlled and determine the vortex configuration. The characteristics of He-superfluid make possible observation of QT only by indirect methods [10]. Oscillating wires or wire grids [11] are the most common employed techniques.

In contrast, the achievement of BEC in trapped atomic gases [12] and the subsequent observation of quantized vortices in these samples [13] opened up the possibility to study turbulence in a more controlled fashion, since one can have domain on the main characteristics (interaction, atomic density, number of atoms, trapping configuration) of the atomic sample. Additionally, the possibility of expanding the quantum cloud by releasing the atoms from the trap, makes possible the direct observation of the vortices by optical means. There are today many open questions related to QT, including mechanisms of decay

[7] which may find important hints on the direct observation of QT in a trapped atomic superfluid. Several extensive reviews [14, 15, 16] summarize the present status and challenges to be faced in the research field of QT.

Shortly after trapped BECs were first realized, the observation of vortex lattice structures, as well as the crystallization dynamics of these structures were reported [17]. These dynamics have been successfully confirmed quantitatively by the numerical simulation of the Gross-Pitaevskii equation [18]. However, in the experimental research of trapped BECs, turbulence has not yet been investigated. Recently, this topic has attracted theoretical interest [8, 19, 20] and numerical simulations show that turbulence is probably present as a step in the formation dynamics of a BEC with the presence of spontaneously formed vortices [21]. Nevertheless, no experimental evidence of this regime has been specifically presented so far. In this work, we report on the experimental observation of QT in a magnetically trapped BEC of ⁸⁷Rb atoms evidenced by the observation of vortices tangle in the quantum sample, an intrinsic characteristic of QT, as well as a change in the hydrodynamic behavior of the atomic cloud.

The experimental sequence to produce the BEC as well as the procedure to generate vortices in the condensate are described in details in Refs.[22, 23]. In brief, we produce a BEC of ⁸⁷Rb containing $1-2 \times 10^5$ atoms with a small thermal fraction in a cigar-shaped magnetic trap with frequencies given by $\omega_r = 2\pi \times 210Hz$ and $\omega_x = 2\pi \times 23Hz$. Once the condensate is obtained and still held in the trap, an oscillating magnetic field is applied. This field is produced by a pair of anti-Helmholtz coils placed with their axis closely, though not exactly, parallel to the weak axis of the trap (Fig.1a). Since the coils are not perfectly aligned to the condensate axis, the external field in the region of the trap has components parallel to each trap eigenaxis. Additionally, the components along the two equal directions that give the ra-

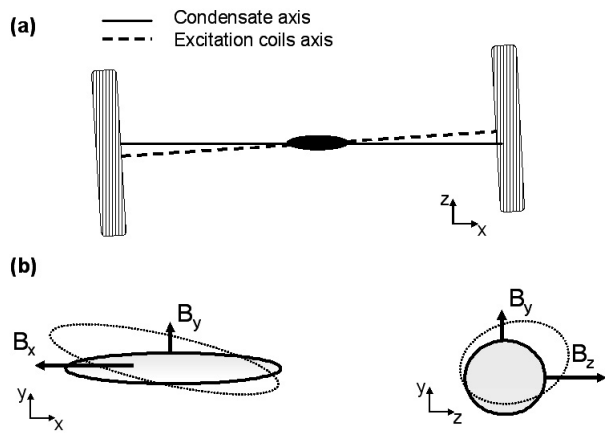


FIG. 1: (a) Experimental configuration to nucleate vortices in the BEC, showing the anti-Helmholtz coils slightly misaligned from the condensate long axis and (b) pictorial view of the expected movements/deformations suffered by the condensate cloud.

dial symmetry of the trap are slightly different, breaking up its symmetry as well as the symmetry of the oscillation of the condensate.

A pictorial view of the field acting on the condensate is shown in Fig.1b. A combination of shape modification, displacement of the minimum and rotation is coupled to the atoms. The quadrupolar field is applied for a period ranging from 20 to 60 ms, oscillating sinusoidally in time with a frequency of 200Hz. This extra magnetic field has an offset so that in a period of oscillation, it goes from zero to a maximum value and back to zero, never inverting its direction. The maximum value reached by the field gradient characterizes the strength of the excitation and has been varied from zero to 190 mG/cm in the axis of the anti-Helmholtz coils. After the end of the oscillation stage, the atoms are left trapped for extra 20 ms before being released and observed in free expansion by a standard absorption imaging technique. For small amplitudes of the oscillating field as well as short excitation periods we observe dipolar modes, quadrupolar modes and scissors modes [24, 25] of the BEC but no appearance of vortices. Increasing both parameters we start to see vortices that grow in number with amplitude and/or duration of excitation. These regimes are well described in a previous report [23].

The effective mechanism that nucleates the vortices is still under theoretical investigation [26]. We believe that a possible mechanism of vortex formation might be related to the relative movement of the condensed and thermal components subjected to the external field. This phenomenon is named Kelvin-Helmholtz instabilities [27] and is well-known in the scope of fluid interface theory and experiments. These instabilities occur at the interface of two fluids with a relative motion and give rise to the formation of vortices in the interface of them. This

phenomenon has been studied in mixtures of superfluid-normal fluid liquid Helium [28] and has been theoretically investigated in this context [29]. Nevertheless, the Kelvin-Helmholtz instabilities have never been directly observed as interface excitations in quantum atomic fluids, though evidence of Kelvin modes of a vortex line have been observed [30] in the decay of a counter rotating mode in the presence of a quantized vortex in a Bose-Einstein condensate. We pointed out in a previous work [23] that we have experimental evidence of such mechanism. As reported by Parker *et al.*[20] while investigating the nucleation of vortices in a stirred condensate, the quadrupolar mode excited before the vortices formation may break down the cloud, ejecting energetic atoms to form an outer cloud. In fact, the simulation presented in [20] resembles quite well the observation reported in [23].

When the amplitude and/or excitation time is increased above some given values a completely different regime takes place. We observe a fast increase in the number of vortices followed by a proliferation of vortex lines not only in the original plane of the individual vortices, but distributed for the whole sample, covering many directions. An example of such a regime can be seen in Fig.2a. In fact, equivalently to the already reported instability in the vortex formation [23], here we also observe an evolution from distinct vortices to the turbulent regime, where many vortices without preferred orientation are formed. Following the nomenclature of Tsubota *et al.*[8], we call this regime a vortices tangle configuration. Besides the fact that the image in fig.2a comes from absorption in a single direction, careful observation allows to identify lines crossing the sample in many angles. For the purpose of visualization, together with the real absorption image we plot lines that indicate the presence and position of the vortices in the turbulent cloud in Fig.2b.

There is an interconnection between amplitude of excitation and time of excitation for the occurrence of each type of observation (scissors modes, regular vortices, turbulence). Considering the available amplitude-time combinations for excitation, there are clear domains in which either characteristic is dominant. We are presently exploring the amplitude-time universe of parameters to understand the existence of such domains.

We clearly observe a shot-to-shot fluctuation on the observations, especially near the parameters where changing in behavior is expected. One of the reasons for such fluctuation might be related to the fact that states with different number of vortices within a small range, are almost degenerate and therefore they all have a reasonable probability to occur within the range of parameters considered in the experiment. Another reason is related to the fact that in our system, vortices and anti-vortices can be formed with equal chances, evolving to mutual annihilation, hence introducing fluctuations from shot-to-shot




FIG. 2: (a) Atomic optical density after 15ms of free expansion showing vortex structures spread all around the cloud resembling the vortex tangle regime proposed in Ref.[8] and (b) Schematic diagram showing the inferred distribution of vortices as obtained from image shown in (a).

at the same experimental conditions.

The presence of quantized vortices nonregularly distributed along the whole sample in all directions is quite characteristic of turbulence in the quantum fluid and it is here taken as evidence for this regime. In fact, our way of nucleating vortices, where non-equivalent translational and torsional movements of the quantum cloud occur in different planes of symmetry of the sample is closely related to what is proposed in [8] for combined rotations, although we cannot confidently assign the real vortex nucleation mechanism.

For longer times and larger amplitudes of excitation, the turbulent regime as well as the whole cloud breaks down in fragments and this will not be addressed in this report since that process is still under investigation.

Focusing on the turbulent regime, although we cannot predict the number of vortices formed nor their relative positions/orientations, we do not rely only on the visual signature of the cloud plenty of vortices to assign the turbulent regime. In fact, another remarkable feature takes place in this cloud to confirm that it follows a completely different hydrodynamic regime: the suppression of the aspect ratio inversion during free expansion. This phenomena is only present after the turbulent regime takes place. The cloud do invert its aspect ratio when only a few regular vortices are present.

As it is widely known, one of the most strong signatures of the quantum degeneracy in a gas of bosons is its asymmetric free expansion [31]. In contrast to the isotropic expansion of a thermal cloud, an initially anisotropic trapped condensed cloud expands faster in the most confined directions than in the less confined, so a cigar-shaped cloud, when free to expand, turns out rapidly in a pancake-shaped cloud with an inversion of

its aspect ratio. This phenomena is well explained theoretically [32] and is basically due to the domain of the interatomic interaction energy over the kinetic energy in the condensate. The former is proportional to the atomic density distribution which is anisotropic.

In contrast to either the thermal and superfluid free expansion behaviors, the turbulent cloud keeps its aspect ratio during the whole free expansion or, in other words, the aspect ratio inversion is suppressed. Still more remarkable is the fact that it does not evolve to the unitary aspect ratio as in a thermal gas, evidencing that this cloud is certainly not thermal, keeping somehow a quantum nature as it should be expected in a true quantum turbulent regime.

Figure 3a shows side by side several normal BEC clouds and turbulent clouds at different times of free expansion, showing the described behaviors. Fig.3b shows the quantitative aspect ratio (shorter/larger axes) for the turbulent regime (black squares) and for the normal BEC (red circles). We believe that this remarkable characteristic is a new effect for atomic superfluids, possibly as a signature of the emergence of QT in this system.

The variation of the aspect ratio during free expansion of vortex populated quantum fluid is a topic still not well explored in the literature. On the other hand, studies of hydrodynamic expansion of a rotating vortex free superfluid cloud have already been presented [33]. In this case, it was observed that conservation of angular momentum combined to the irrotational flow, causes the expansion to take place in a distinctively way when compared to the non rotating superfluid. In our case, in contrast, the expanding cloud is populated of many vortices in many directions and just keeps its aspect. We believe that the presence of this random flow field along the condensate somehow acts preventing the known expansion regimes. A full theoretical understanding of this topic is still missing and it certainly would shine some light on the true nature played by the flow of matter around the vortex cores and their interplay with interatomic interactions, with consequences on the hydrodynamics of the quantum fluid. Also, a full theoretical understand of this matter might help in the understanding of turbulence itself.

A comparison of the expanding BEC and turbulent BEC (Fig.3a) clear indicates the existence of heating mechanisms which may be related to the decay of the turbulence through vortex line reconnection and excitation of Kelvin-waves and possible existence of cascades phenomena [34]

In conclusion we have shown experimentally the emergence of quantum turbulence in an atomic quantum fluid evidenced by the presence of vortex cores as well as vortex lines in the absorption imaging. These configurations are known as vortices tangle, in contrast to the crystallization regimes, and are important characteristic of the turbulent regime. Also, we have shown that the turbulent cloud do not expand like either a quantum or a thermal

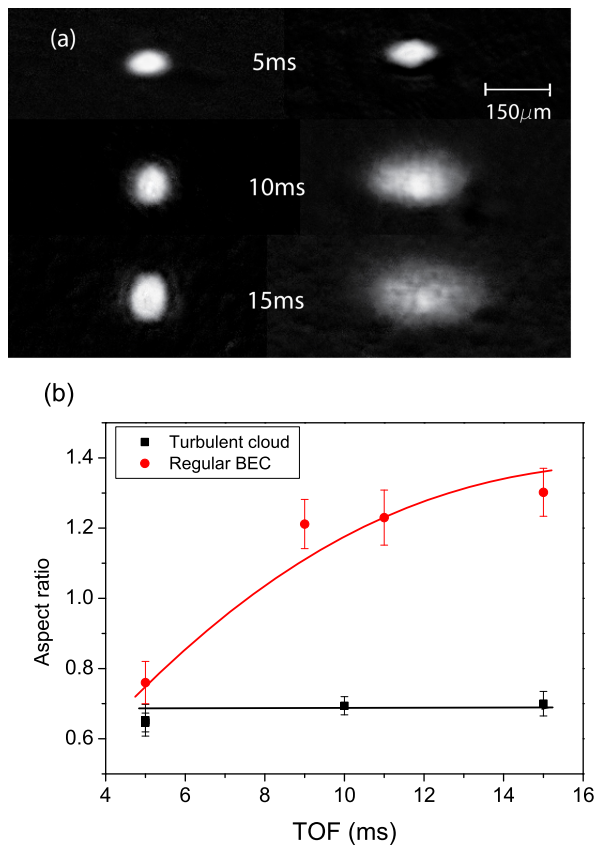


FIG. 3: (a) Comparison between the free expansion of a normal BEC showing the well known aspect ratio inversion (left) and a turbulent cloud (right) that keeps its aspect ratio while expanding. (b) Quantitative plot of the aspect ratios of the normal BEC cloud (circles) and the quantum turbulent cloud (squares). The lines are only a guide for the eye to stress the observed behavior.

gas, keeping its aspect ratio. This expansion regime has never been observed and is also believed to be a signature of the presence of QT. With the assumption that the absence of inversion is a feature indicating turbulence in the quantum fluid it could also be used to indirectly quantify this transition as well as be an indicative of other important properties not possible to be obtained by directly observation.

This work was supported by FAPESP, CNPq and CAPES. We acknowledge fruitful suggestions from J. Dalibard, M. Modugno, W. Philipps and C. Salomon and technical support of R.F. Shiozaki.

- [1] L.D. Landau and E.M. Lifschitz, Fluid Mechanics, Pergamon Press, Oxford (1987)
- [2] D. Drosdoff *et al.*, arxiv:0903.0105v1
- [3] J.H. Ferziger and M. Peric, Computational Methods for Fluid Dynamics, 3rd ed. (Springer 2002)
- [4] R. J. Donnelly, Quantized Vortices in Helium II, Cambridge University Press, Cambridge, 1991
- [5] S. N. Fisher *et al.*, Phys. Rev. Lett. **86**, 244 (2001); C. F. Barenghi and D. C. Samuels, Phys. Rev. Lett. **89**, 155302 (2002).
- [6] W. F. Vinen and J. J. Niemela, J. Low Temp. Phys. **128**, 167 (2002)
- [7] C. F. Barenghi, R. J. Donnelly, and W. F. Vinen (Eds.), Quantized Vortex Dynamics and Superfluid Turbulence, Springer Verlag (2001).
- [8] M. Kobayashi and M. Tsubota, Phys. Rev. A **76**, 045603 (2007)
- [9] H. E. Hall and W. F. Vinen, Proc. Royal Soc. London, **238**, 204 (1956)
- [10] G. P. Bewley *et al.*, Nature **441**, 588 (2006)
- [11] M. Blakov *et al.*, Phys. Rev. B **79** 054522 (2009) and references therein
- [12] M. H. Anderson *et al.*, Science **269**, 198 (1995)
- [13] M. R. Matthews *et al.*, Phys. Rev. Lett. **83**, 2498 (1999); K. W. Madison *et al.*, Phys. Rev. Lett. **84** 806 (2000)
- [14] Progress in Low Temperature Physics, vols. **16**, eds. W. P. Halperin and M. Tsubota, Elsevier, Amsterdam (2008)
- [15] M. Tsubota, J. Phys. Soc. Jpn. **77**, 111006 (2008)
- [16] E.V. Kozik and B.V. Svistunov, arxiv: 0904.1379 (2009)
- [17] J. R. Abo-Shaeer *et al.*, Science **292**, 476 (2001)
- [18] M. Tsubota *et al.*, Phys. Rev. A **65**, 023603 (2002); K. Kasamatsu *et al.*, Phys. Rev. A **67**, 033610 (2003); A. A. Penckwitt *et al.*, Phys. Rev. Lett. **89**, 260402 (2002); E. Lundh *et al.*, Phys. Rev. A **67**, 063604 (2003); C. Lobo *et al.*, Phys. Rev. Lett. **92**, 020403 (2004).
- [19] N.G. Berloff and B.V. Svistunov, Phys. Rev. A **66**, 013603 (2002)
- [20] N.G. Parker and C.S. Adams, Phys. Rev. Lett. **95**, 145301 (2005)
- [21] C. N. Weiler *et al.*, Nature **455**, 948 (2008)
- [22] E.A.L. Henn *et al.*, Braz. Journ. Phys. **38**, 279 (2008)
- [23] E.A.L. Henn *et al.*, accepted for Phys. Rev. A, arxiv: 0806.0814v3
- [24] O. M. Marago *et al.*, Phys. Rev. Lett. **84**, 2056 (2000)
- [25] M. Modugno *et al.*, Phys. Rev. A **67**, 023608 (2003)
- [26] M. Modugno, private communication
- [27] G. E. Volovik, JETP Letters **75**, 418 (2002)
- [28] R. Blaauwgeers, *et al.*, Phys. Rev. Lett. **89** 155301 (2002)
- [29] S. E. Korshunov, JETP Lett. **75**, 423 (2002).
- [30] V. Bretin *et al.*, Phys. Rev. Lett., **90**, 100403 (2003)
- [31] M.-O. Mewes *et al.*, Phys. Rev. Lett. **77**, 416 (1996)
- [32] Y. Castin and R. Dum, Phys. Rev. Lett. **77**, 5315 (1996)
- [33] M. Edwards *et al.*, Phys. Rev. Lett **88**, 070405 (2002); G. Hechenblaikner *et al.*, Phys. Rev. Lett **88**, 070406 (2002)
- [34] B.V. Svistunov, Phys. Rev. B **52**, 3647 (1995), W. F. Vinen, J. Low Temp. Phys. **145**, 7 (2006)