

On Codimension Two Ribbon Embeddings

Blake Winter

University at Buffalo

Email: bkwinter@buffalo.edu

March 20, 2019

Dedicated to the memory of Xiao-Song Lin

Abstract

We consider ribbon n -knots for $n \geq 2$. For such knots we define a set of moves on ribbon disks, and show that any two ribbon disks for isotopic knots are related by a finite sequence of such moves and ambient isotopies. Using this we are able to prove that there is a natural geometric correspondence between ribbon n -knots and ribbon m -knots which is bijective. We also explore a diagrammatic calculus for such knots. In addition we show that for such knots, any two band presentations for the same knot are stably equivalent.

1 Overview of Results

We show that there is a finite set of local moves, termed ribbon intersection moves, on ribbon disks for n -knots, $n \geq 2$ such that a finite sequence of such moves, together with ambient isotopies, relate any two ribbon disks for isotopic ribbon knots. We also show that any two band presentations of such a knot are related by stable equivalence, answering a question of Nakanishi[2, 9]. The local moves also allow us to construct a method of representing higher-dimensional ribbon knots as abstract graphs with labels at their vertices. We may also represent them as planar graphs with labels at the vertices, and we find a finite collection of moves which relate any two such diagrams which represent the same knot. As a corollary we show that there is a natural geometrical bijection between ribbon knots in higher dimensions. We also extend these results to certain types of ribbon tangles, including generalized motion groups[4].

Acknowledgements The author would like to thank Adam Sikora and William Menasco for their discussions and advice, and also Xiao-Song Lin for bringing this problem to the author's attention. The author also wishes to thank Yasutaka Nakanishi, Scott Carter, Daniel Silver, and Dror Bar-Natan.

2 Ribbon Disks and RI Moves

Throughout this paper we work in the smooth category. For the purpose of this exposition we define an n -knot K to be an embedding of S^n into S^{n+2} . Two n -knots are considered equivalent if there is an ambient isotopy carrying one embedding to the other. In general one can also consider aspherical manifolds or manifolds with boundary, but we wish to only consider spheres for the moment. To refer to n -knots for $n \geq 2$ exclusively we will sometimes use the term *higher-dimensional knot*. An n -knot K is defined to be *ribbon* if there is an immersion $\varphi : D^{n+1} \rightarrow S^{n+2}$ such that the following hold: $\varphi|_{\partial D} = K$ (inducing the correct orientation), and wherever φ intersects itself it does so as follows: there exist two $D^n \subset D^{n+1}$, A_1, A_2 with $\partial A_i \subset \partial D^{n+1}$, $\varphi|_{A_i}$ an embedding, and there is a n -disk $B \subset \text{int}(A_2)$ such that $\varphi^{-1}(\varphi(A_1)) = A_1 \cup B$. $\varphi(D^{n+1})$ is then called a *ribbon disk*. The places where the ribbon disk fails to be embedded are therefore n -disks; these are called *ribbon intersections*. The disks like A_1 will be called *through-crossings*, while a neighborhood of a disk like A_2 will be called a *containing hypersurface* (note that they are not necessarily unique).

We will sometimes use the term *ribbon disk* to refer to the immersion φ and sometimes to its image; context will determine the usage.

Now it is sometimes convenient to decompose a ribbon disk into an embedded collection of $n+1$ -balls with 1-handles connecting them, where the 1-handles meet the embedded balls only in ribbon disks. Given a ribbon disk, it can always be partitioned into balls and 1-handles in this fashion. We simply partition the disk so that a collar of each A_2 in the definition of the ribbon intersection is a 1-handle, while the remainder will then be a collection of embedded balls. We will call such a presentation of a ribbon disk a *handle presentation* for the disk.

Lemma 1 *Every higher-dimensional ribbon knot K has a ribbon disk whose handle presentation has two embedded balls with exactly one 1-handle attached to them, with all other embedded balls having exactly two 1-handles attached to them. Such a handle presentation will be termed arc-like.*

Proof: The proof is purely combinatoric. For the handle presentation to be topologically a disk, there must be exactly one fewer handles than balls. We can now modify the ribbon disk by sliding handles down one another until the condition is met[2]. \square

From henceforth, we will assume that all ribbon disks are arc-like. An arc-like

handle presentation induces a partition of the knot into disks at the ends and cylinders corresponding to the boundaries of each ball and handle.

We now introduce the notion of *ribbon intersection moves*, or RI moves. Such moves are changes that can be locally performed on a ribbon disk. The first RI move corresponds to the addition or removal of a ribbon intersection by adding or removing a local kink. The second move adds or removes two cancelling ribbon intersections. The third move pushes one pair of ribbon intersections past another intersection, reversing them in the process. Finally the 'zero' move corresponds to sliding an end in or out of some ball in the handle presentation. Notice that we

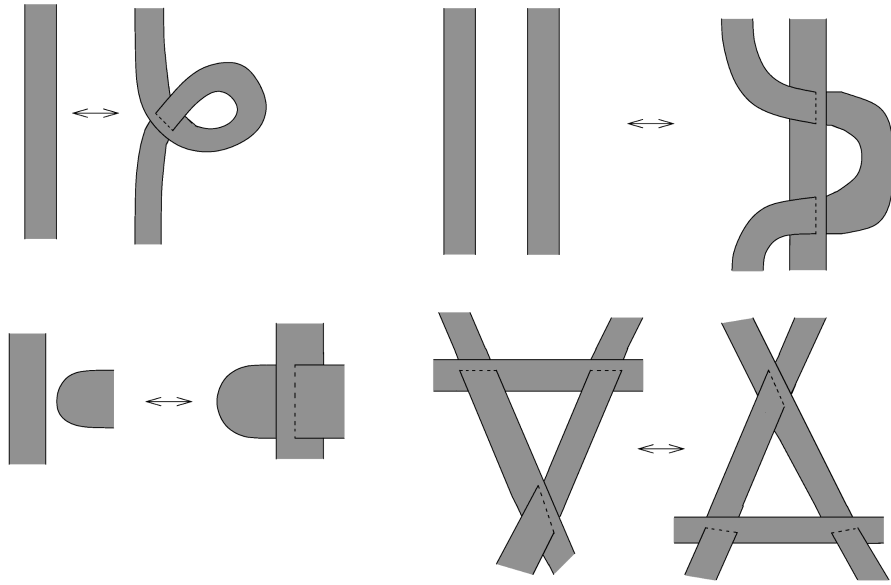


Figure 1: An end slide (move RI0), the ribbon intersection interchange (move RI3), adding or removing two adjacent ribbon intersections (move RI2), and adding or removing a kink (move RI1). Symmetric permutations are not shown. We have drawn the 3-dimensional case for simplicity.

can always change a handle presentation by splitting a 1-handle into two handles glued to a new ball (or reversing this) without changing the ribbon disk itself.

Lemma 2 *Suppose φ, ψ are ribbon disks for the same higher-dimensional knot K with arc-like presentations. Then we may modify their presentations so that the handles and balls agree on ∂D^{n+1} . Furthermore we may assume that φ and ψ agree on a collar neighborhood of the knot.*

Proof: The second claim follows by the fact that if C is a collar of ∂D^{n+1} , then $\varphi|_C$ and $\psi|_C$ both induce the zero framing on the knot, and so can be perturbed to agree with one another. The first claim is established by simply adding new balls to split the handles in each decomposition and possibly reparametrizing φ . \square Define a n -link to be *properly ribbon* if each component bounds a ribbon disk, and if the union of these disks (the *ribbon surface*) has only ribbon self-intersections. The ribbon surface for a properly ribbon link will be called arc-like if each component is arc-like.

We now come to our main result.

Theorem 1 *Suppose φ, ψ are proper ribbon surfaces with arc-like presentations and with common boundary the higher-dimensional link K . Then ψ can be changed into φ by a finite sequence of ambient isotopies and RI moves.*

Proof: We will first deal with the case where K is a single component link. By our above result, we may assume that φ, ψ agree on a collar P of ∂D^{n+1} , with handle partitions that agree (on P , not necessarily off it). We may furthermore divide the arc-like presentations so that each ball in which φ has ribbon intersections has no ribbon intersections from ψ . By a repartition if necessary we may assume that each ball contains at most one ribbon intersection. Finally we may assume by a perturbation if necessary that φ and ψ meet generically outside P . Since the disks meet generically, the ways in which they can meet are restricted. The three types are shown in Fig. 2. Note, however, that two intersections may meet in $(n-1)$ -manifolds wherever there are ribbon intersections from either disk. Let us first make adjustments so that ψ and φ meet only in type R, R' and D,

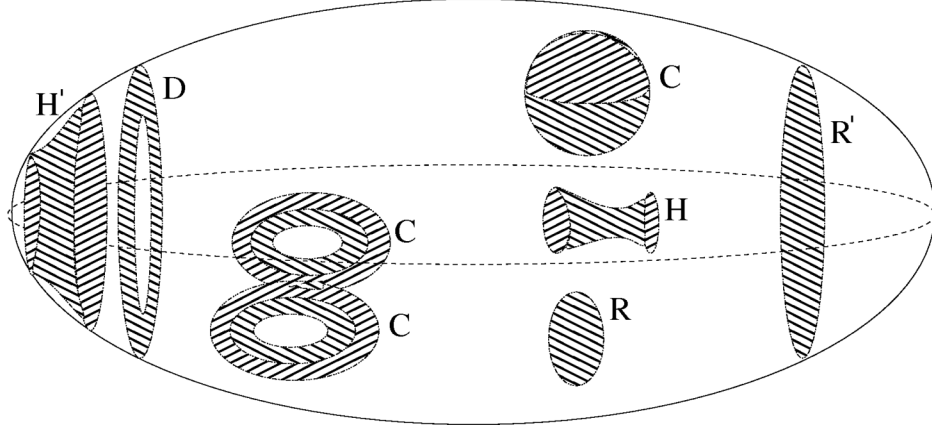


Figure 2: We show here the intersections between ribbon disks for 2-knots.

D' intersections (see fig. 2). Let us first consider the case where one of the disks, e.g. ψ , is in fact embedded. We may remove the type C intersections then, by simply beginning with an innermost one and working our way out, by performing an isotopy of ψ . The motion may intersect K ; if so, we arrange so that it meets K in a ribbon intersection, and push K along with the motion, adding new intersections to φ by RI moves as we move K through φ . Since we work innermost-out, we do not add additional intersections of ψ with φ . The only other intersections will be those of type H' and type R' . But we may turn the type H' into type R' intersections. Notice that a type R' is a cylinder whose boundary is on the boundary of our preimage disk. Since it has two components, it will cut the disk into three pieces. We may choose a n -disk with boundary on the boundary of the preimage disk which lies in the center piece. By adjusting this disk to miss φ without moving the boundary we remove the intersection in the middle, thereby cutting the type H' intersection into a type R' . Now let us consider the case in

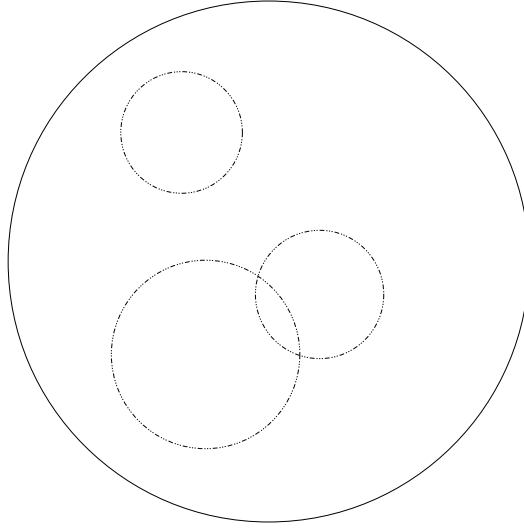


Figure 3: A through-crossing of a ribbon disk meets the other ribbon disk generically. The four-dimensional case is shown for simplicity.

which ψ is not embedded, but rather has ribbon singularities. We will begin by considering the through-crossings of ψ . Each such disk will generically meet φ in codimension 1 submanifolds, which may meet (Fig. 3). However, such disks are themselves embedded. We may therefore extract them by the same methods used above. Once we have done this, we may work along each segment of ψ between the through-crossings. On each segment, ψ is embedded, bringing us back to the

case we dealt with above.

Now let A be a tubular neighborhood of the preimage of a through-crossing of φ . We wish to modify ψ so that $\psi|_A = \varphi|_A$. There is an isotopy along an embedded disk rel $A \cap P$ (a collar of the boundary) between the two strips $\psi|_A$ and $\varphi|_A$ considered as framed disks (a cross-sectional picture of this is shown in Fig. 4). To see this, note first that by Lemma 2, their ends agree. By cutting K at ∂A and

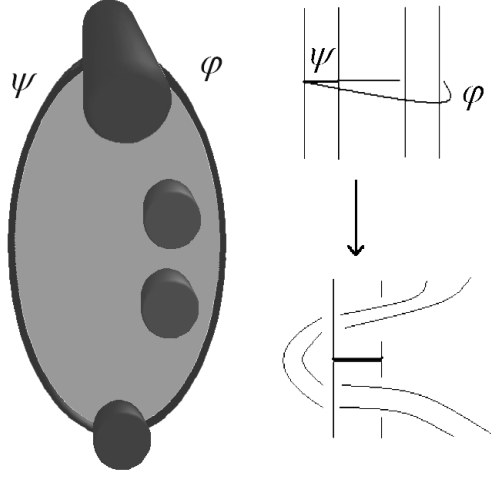


Figure 4: We show here a cross-section of a simple case of the isotopy between $\psi|_A$ and $\varphi|_A$. The cross-section of $K \cap A$ is shown as the two thick strands at the top and the bottom, with cross-sections two strips of ψ and φ connecting two points of $K \cap A$. The disk giving the isotopy is shown as lightly shaded. Notice that it passes through another part of K in a ribbon intersection. On the right, an example of using the isotopy disk is shown in this cross-section, resulting in an RI2 move. Notice that for convenience we have drawn φ as moving instead of ψ ; this is simply a change of coordinates.

then unknotting half of K by removing ribbon intersections, the compatibility of the framings follows. Now we must obtain the isotopy itself. There are three ways of doing this. The disk which we just constructed allows for the construction of an isotopy of $\psi|_A \cup \varphi|_A$ to the trivial framed n -knot; since $\psi|_A$ and $\varphi|_A$ both form caps for embedded $n + 1$ disks, whose boundaries agree near $\psi|_A$, we may modify these two disks so their boundaries agree entirely and then remove their generic intersections.

Second, by cutting the knot as above at ∂A Dehn's lemma implies that there is an embedded disk between them for high dimensions ($n \geq 3$). In four dimensions

Dehn's lemma is not yet settled, but in this instance the immersed disk resulting from the union of the halves of φ and ψ (cut at ∂A) meets itself only in spheres (the result of putting together type R intersections and type D), and so it is easy to show that one may surgery these away. The resulting disk is compatible with both of their framings and hence shows $\psi|_A \cup \varphi|_A$ is trivial as a framed knot. As a third method, we may shrink K along $\psi|_A$ to a point after if necessary making sure that $\psi|_A$ does not meet φ . Unknotting half of K as before φ becomes a disk along which $\varphi|_A$, closed along $\psi|_A$ to become a framed knot, is trivial as a framed knot. Reintroducing $\psi|_A$ does not change this, so $\psi|_A \cup \varphi|_A$ is trivial as a framed knot. There is therefore an embedded disk between them giving the motion. Note that the first and third methods only strictly require that we prepare the ribbon disks by making certain that their ribbon singularities do not meet the other ribbon disk.

There is therefore an isotopy between these two strips which is given by an embedded disk. We may arrange that the embedded disk only cut K in ribbon disks with boundaries parallel to those of ψ and φ . As we perform this motion, we push other portions of ψ out of the way, while also keeping ψ a disk by 'pulling' it on a small neighborhood A' of A . We move φ along with the isotopies we apply to the knot, but otherwise leave it stationary. If some part of the motion touches K , then there are two possibilities. First, if it cuts K in a ribbon intersection then we simply use an RI move to add ribbon intersections to ψ in A' . If, however, it meets K in some other manner, we may remove the intersection or change it into a collection of ribbon intersections by contracting K along ψ , because the motion follows an embedded disk. The strips $\psi|_A$ and $\varphi|_A$ may be seen to not interfere with this since they do not meet any other part of ψ (this is why we had to first rearrange ribbon singularities in fact). Note that this modification must be done before any part of the motion, to prevent the moving strip from getting in the way.

At the end of this procedure we have modified $\psi|_A$ to agree with $\varphi|_A$. ψ is still a ribbon disk by the method in which we modified it. Repeat this procedure for every through-crossing of φ . Then repeat for every containing hypersurface of φ . It should be noted that there are certain points in the above proof which could potentially be simplified. For example, instead of eliminating all generic intersections not of type R, R' or D, D' between φ and ψ at the beginning, one may be able to leave some intersections alone. However, since the method for removing any intersection immediately generalizes, this would not simplify the proof by an appreciable amount.

We have now modified ψ so that wherever φ has a ribbon intersection, ψ does as well. However, there will potentially be additional intersections remaining. We must remove these using RI moves.

To do so, partition D^{n+1} as follows. First choose a handle presentation of ψ so

that each ball has only one ribbon intersection. Note that this handle presentation gives a consistent handle presentation for φ since all φ singularities have been added to ψ . Let $Y = D^{n+1} - \varphi^{-1}(\varphi(B))$. Y consists of components which are $n+1$ -disks, and in addition $\psi|_Y = \varphi|_Y$. We must only adjust ψ on $D^{n+1} - Y$ to agree with φ . Let Y_i be a component of Y . Partition Y_i into disks Y_{ij} with boundaries at each place ψ has a through-crossing. If any of these partitions terminate in themselves, we may remove such an intersection by an RI1 move. After joining any partitions that can be joined in this fashion, for each i, j choose a disk D_{ij} dividing Y_{ij} . As in our first step, we may adjust ψ to agree with φ on each D_{ij} by using only RI moves. But note that by appropriate perturbations, no new ribbon intersections need be added which involve any portion F_{ij} of D^{n+1} lying between D_{ij} and $D_{i(j+1)}$ gaining an intersection with itself, since the disk giving the isotopy for this modification can be perturbed to miss that section.

Now each F_{ij} does not terminate in itself (in either ribbon disk). In addition $\varphi(F_{ij})$ is an embedded disk. But ψ , as we have now modified it, may have containing surfaces in F_{ij} . However, we may choose an isotopy of ψ (which can be extended to an ambient isotopy), moving K only outside $K \cap F_{ij}$, to make it agree with φ on F_{ij} . In addition, we may choose this isotopy to change ψ only by RI moves, since $\varphi|_{F_{ij}}$ meets ψ generically and does not meet K , while $\psi|_{F_{ij}}$ is an embedded disk meeting $\varphi|_{D^{n+2}-F_{ij}}$ in spheres and ribbon intersections. Since $\psi|_{F_{ij}} \cup \varphi|_{F_{ij}}$ is (up to smoothing near the knot) an embedded sphere meeting itself generically, by Jordan's theorem it separates the ambient space into a collection of 'bubbles.' On the other hand the knot cannot meet $\varphi|_{F_{ij}}$. This implies that the knot meets $\psi|_{F_{ij}}$ in cancelling pairs or near an end. For in each individual 'bubble' the handles must either both enter and exit (in opposite directions) or else terminate inside in an end. Alternately one could separate $\psi|_{F_{ij}}$ and $\varphi|_{F_{ij}}$ using the fact that they meet only in closed n -manifolds, and separating them from an innermost 'bubble' out, in the standard way. It should be noted that moving the intersections of $\varphi|_{D^{n+2}-F_{ij}}$ with itself through $\varphi|_{F_{ij}}$ will require RI3 moves.

Therefore we have now modified ψ such that $\psi = \varphi$, and we have done so only using ambient isotopies and RI moves.

For the case where K has multiple components, apply the above algorithm to each component in some order. \square

Although we have been focused upon arc-like handle presentations, we can extend this result to the general case.

Corollary 1 *Let φ, ψ be ribbon surfaces for properly ribbon higher-dimensional links with handle decompositions which are not necessarily arc-like. Then φ, ψ present equivalent knots iff they are related by a sequence of isotopies, handle slides, and RI moves.*

Proof: Suppose the two surfaces present the same link. As shown previously we can, by handle slides, adjust the ribbon surfaces to be arc-like. Our previous theorem now implies the resulting arc-like ribbon surfaces are related by RI moves and isotopies. Conversely, if two handle presentations are related by handle slides, RI moves, and isotopies, it is immediate that they present isotopic knots. \square

There is another presentation for ribbon knots, the *band* presentation. This is essentially a reduced version of the handle presentation. A band presentation of a ribbon n -knot is a m -component unlink together with a collection of $D^n \times I$ glued to the unlink; intuitively this may be pictured as a handle presentation with the interiors of the balls removed. It is straightforward to see that every band presentation defines a ribbon knot, and every ribbon knot has a band presentation. Nakanishi[9] introduced the notion of stable equivalence for band presentations and asked whether stable equivalence suffices to move between band presentations of higher-dimensional ribbon knots (as well as showing that simple equivalence is not sufficient in the classical case). We will define these precisely in a later section (see Fig. 9)

Theorem 2 *Any two band presentations of a higher dimensional ribbon knot are stably equivalent.*

Proof: None of the RI moves change the band presentation. However, ambient isotopy of the ribbon disk can induce some simple equivalence moves whereby one handle is moved through another. In addition, handle slides may be needed by the above corollary, but these are a part of the simple equivalence moves. \square

Bar-Natan has asked the author whether it may be possible to prove this result without using ribbon disks. This is indeed possible, but we defer a detailed discussion until later.

A band presentation, like a handle presentation, may be interpreted in any dimension (of at least 4). If we take the band presentation for a ribbon n -knot K and interpret it as a $n + 1$ -knot K' , this knot will have K as a cross-section, and K is said to *induce* K' . It has been shown[8, 9] that classical ribbon knots induce inequivalent 2-knots. Nakanishi asked whether this phenomenon held in higher dimensions or not. He showed that stably equivalent band presentations induce the same isotopy class when the dimension is raised by 1[9]. Using this fact, together with the above result, gives an immediate answer to the question.

Corollary 2 *If K induces K' and K'' as above, then K' and K'' are isotopic.*

3 Representing Properly Ribbon Links Via Labelled Planar Graphs

We may specify an arc-like ribbon surface in dimension four by specifying the preimage and the direction of each crossing. We may also assume that each ball in the presentation has exactly one intersection, except the ends which we may assume have none. Such a ribbon disk can be presented as a graph in S^{n+2} which is 4-valent except for two vertices for the ends of each component, with labels at each vertex to represent the direction of that intersection. In particular, the immersed disk will deformation retract onto such a graph, as shown in Fig. 5. In such a graph, each vertex represents a ball, while the arcs represent parts of

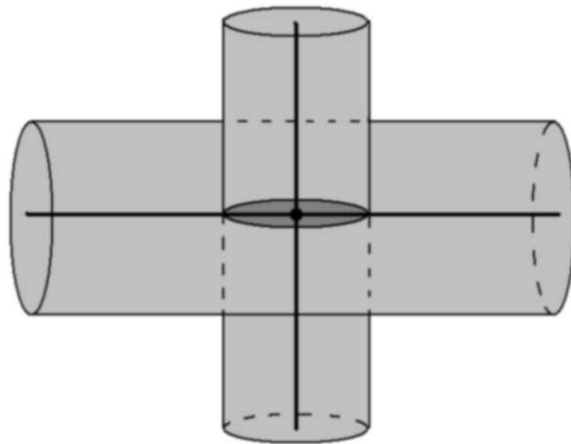


Figure 5: For simplicity we show a portion of the four-dimensional case. The ribbon disk has a ribbon singularity here, indicated by the darkly shaded circle. The immersed disk deformation retracts to a core, indicated by the thicker lines. This core will be a graph with 4-valent vertices at each ribbon intersection. If these vertices are labelled then this process can be reversed up to ambient isotopy.

the handles. The RI moves naturally induce corresponding moves on such graphs, and hence such graphs form a method for faithfully presenting isotopy classes of properly ribbon n -links, $n \geq 2$. Indeed, by the following lemma we may either consider representations using such graphs embedded in S^{n+2} or simply using abstract graphs, since the RI moves are local in nature and since edges of graphs may be slid past one another provided $n \geq 2$.

Lemma 3 *If the cores of two ribbon disks are isotopic as graphs, or equivalently if*

the abstract labelled graphs are equivalent with labels, then the two knots presented are isotopic.

Proof: The proof is immediate; simply shrink both knots to lie in a tubular neighborhood of the graph. In more detail, we may shrink all balls in the handle presentation to neighborhoods of the vertices where they agree, and now the handles are essentially 1-dimensional objects, so we may do the same for them. \square

However, it is convenient for some purposes to consider presentations via planar graphs. To do so, we use additional vertices called *welded crossings*. Welded crossings were first defined in the context of braid groups in [3], and later their relationship with ribbon knots was studied in [11]. Let us refer to the graph repre-

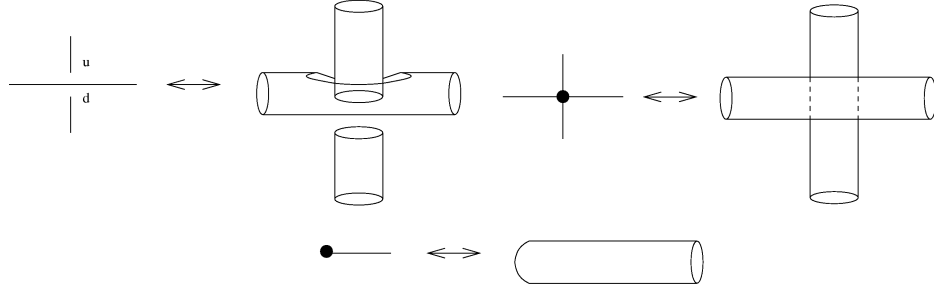


Figure 6: Here the graph representation is shown for the case in dimension four, using broken surface diagrams to show the knot[2]. The knot is by convention oriented so the normal vector points outward. Equivalently the knot orientation is induced by the orientation of the ribbon solid, which is oriented by convention so that its normal points ‘up’ in the direction suppressed by our projection.

sentations as *L diagrams*. In order for this representation to be useful, we must find a collection of complete moves for it. It suffices therefore to introduce a method whereby any two graphs which represent the same arc-like disk presentation are related, and also whereby any RI move can be performed.

A complete set of moves is shown in Fig. 7.

Theorem 3 *The moves in Fig. 7 are complete.*

Proof: Clearly any RI move can be performed using the moves on L diagrams. Now consider an arc-like ribbon disk. There is a tubular neighborhood of it which has the homotopy type of a graph in S^{n+2} . A generic projection of such a graph to the plane consists of an immersion with a finite number of separated double points. Consider the space X of all possible projections. Any two generic projections can

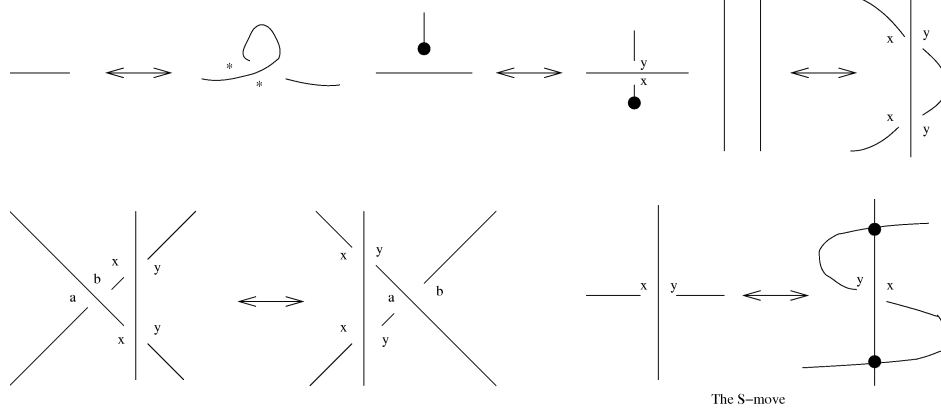


Figure 7: A complete set of moves for L diagrams representing ribbon knots in dimension at least four. In this figure, a u/u or d/d crossing is the same as a welded crossing. In the lower left figure, $x = y$ is only permitted if $a = b$.

be connected by a path that goes through only those which are analogous to those encountered for knots, as well as the one which corresponds to the S move. Resolving those singularities yields the remainder of the moves.

Alternately: Nelson has shown that the information given by the preimage of a ribbon disk is sufficient to specify a welded arc equivalence class up to switching each crossing by the analogue of an S-move and reversing orientations.[10]. Since we can perform the S-move and do not have orientations, such information specifies an L diagram up to equivalence. \square

Corollary 3 *Let Rk_n denote the category of ribbon n -knots as a subcategory of n -tangles. Let $F_{nm} : Rk_n \rightarrow Rk_m$ be the map defined by reinterpreting L diagrams. Then for $n, m \geq 2$, $F_{mn} \circ F_{nm} = \mathbb{K}_{Rk_n}$.*

Proof: By the previous corollary it is straightforward to check that the moves on the diagrams are the same for all $n \geq 2$. \square

This map F_{nm} is in fact related to Yanegawa's cross-sections. In particular, $F_{n,n-1}(K)$ is a cross-section of K . Since $F_{n,m}$ are bijections, it follows that cross-sections for higher-dimensional knots are unique. This stands in contrast to the result for classical knots; a given classical knot is the cross-section of multiple 2-knots, and a given 2-knots in general has many cross-sections.

An alternate way of proving the above is to use the following lemma. Once the lemma is established, one may note that a ball-handle decomposition of a higher-dimensional knot uniquely determines an n -knot, $n \geq 2$, for any n .

Lemma 4 *The specification of information on the preimage for a ribbon disk consisting of containing hypersurfaces, through-crossings, and which side of the through-crossing is above (in the sense of the normal) at the through-crossing suffices to specify an isotopy class of ribbon n -knot for $n \geq 2$*

Proof: Choose two ways of embedding the balls and handles. Then we can first isotope one family of balls to agree with the other. Now the handles can be made to agree since they pass through one another. \square

There is thus a surjection $h : LD3 \rightarrow LD$ defined by taking the preimage information mentioned from the classical knot and reinterpreting it as preimage information for a 2-knot. The lemma implies that such a map is well-defined. It is a surjection by the fact that any preimage information can be realized (non-uniquely) for a classical knot. \square

We will now examine the relationship between L diagrams and the diagrams of Satoh[11]. Satoh works with oriented welded arcs to represent ribbon knots. Rather than labelling the crossings, he uses the orientation to determine the type of crossing. It immediately follows that a welded arc can be reinterpreted as an L diagram. Following Satoh we will designate the L diagram resulting from a welded diagram W as $Tube(W)$. We can now precisely determine the preimage of

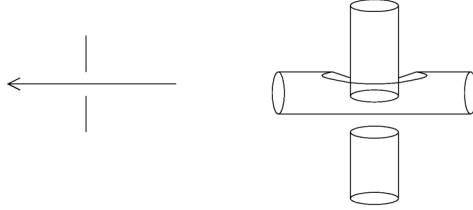


Figure 8: Satoh's method for representing ribbon knots by oriented welded arcs.

a n -knot under $Tube$. Define the *total reverse virtualization* of a welded arc W to be the welded arc which results from performing the analogue of the S-move to each crossing and reversing the orientation of the arc.

Theorem 4 *Suppose $Tube(W), Tube(W')$ are equivalent L diagrams. Then either W, W' are welded equivalent, or else W is equivalent to the total reverse virtualization of W' , or equivalently $W' \cong -W^*$, with the mirror here being taken to be the mirror image of the diagram, not the crossing-switched version.*

Proof: We may use a theorem of Nelson on reconstructing welded knots[10]. In its original form the result is phrased in terms of decorated quandle presentations, but for our purposes, we may simplify the statement of the result and say that specifying a collection of arcs, a collection of crossings with signs, and a longitude

is sufficient to reconstruct a welded knot up to welded isotopy. Now only two longitudes are possible. Hence if one is not given, the ambiguity is of order 2. On the other hand, one way to construct a welded knot with identical crossings but opposite longitude is to take the mirror reversed welded knot, and another way is to reverse the orientation and perform S-moves at each crossing. Now the information in a L diagram can be used to obtain a list of arcs and crossings with signs, but not a longitude. Hence two possible welded diagrams correspond to a given L diagram. S-moves on the L diagram do not change the arc/crossing information, so they do not change which two welded diagrams correspond to the L diagram, and L diagram moves can be mimicked on the welded diagrams, so it follows that any other welded knot diagrams which give rise to an equivalent L diagram are welded equivalent to one of our original two. \square

4 An Alternative Approach: Band Presentations

In this section we will obtain the above results by a slightly different method: to begin by proving Thm. 2 directly, and then to work backwards from it. The question of whether such a proof could be given was suggested to the author by Bar-Natan. In some ways, this approach allows for simplifications, but other complicated arguments must be added to compensate. Although the ideas used in the proof are the same, we do not need to worry about *immersed* disks, only embedded ones, which gives some degree of simplification to the problem of removing generic intersections; on the other hand, finding certain isotopies becomes harder as a result.

Let us first give a more detailed definition of a band presentation for a knot. Given a ribbon knot K , a band presentation is an unlink L together with a collection of embedded 1-handles $D_i = D^n \times I$ glued onto L (and otherwise disjoint from L), such that $K = (L \cup (\bigcup(D_i))) - (\bigcup \text{int} D_i)$. The components of $L - (\bigcup(D_i))$ may be called *bases*, or *balls* by analogy to our terminology for handle presentations. We may also view the bands D_i as being glued to K , such that fissioning along the bands yields an unlink. This is the formulation that will be most used below. Note that any handle presentation gives rise to a band presentation via deletion of the interiors of the balls.

Nakanishi introduced the notion of *simple equivalence* for band presentations. These are four moves on the presentations. First, an ambient isotopy may be performed on the entire presentation, including the interiors of the bands. Second, we may always add a new component to L (not linked with any bands) connected to one of the old components by a band, or perform the reverse; this is termed *trivial addition/deletion*. Thirdly, we may slide the end of a band along the exterior of another band, and fourthly we may move a band through the interior of another

band. These moves are called *band slide* and *band pass* moves, respectively, and are illustrated in Fig. 9.

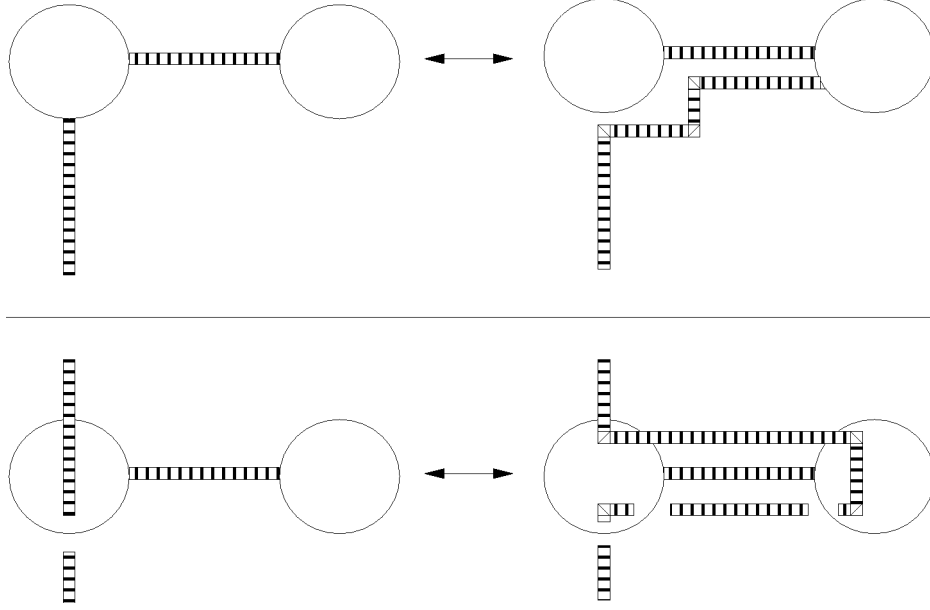


Figure 9: The band slide move is illustrated in the top panel, and the band pass in the bottom.

Lemma 5 *Let $f : D^n \rightarrow S^1$, with $f(\partial D^n) = k$. Then f is smoothly homotopic via a homotopy keeping ∂D^n fixed to a map $g : D^n \rightarrow S^1$ such that $g(D^n) = k$.*

Proof: Since $f(\partial D^n) = k$, f induces a map $f' : D^n / \partial D^n \rightarrow S^1$. By perturbing f to be constant on a collar of ∂D we may take f' to be a map on the smooth n -sphere with basepoint $[\partial D]$. Taking k to be the basepoint of S^1 , the rest follows from the lift of f' to $(\mathbb{R}, 0)$ where it is smoothly contractible, and which contraction is easily checked to project to a contraction. \square

We will now prove Thm. 2 directly.

Direct Proof of Thm. 2: Suppose we have a ribbon knot K , and two band presentations φ, ψ for it, with unlinks L_φ, L_ψ and bands $D_{\varphi i}, D_{\psi j}$ respectively. We may use trivial addition to stably modify them to have the same number of bands. Using handle slides we may ensure that they are arc-like, which for a band presentation means that the components of L have a natural linear ordering. By sliding

the edges of the bands around the knot we may ensure that the bands from each disk attach to the knot at the same places. The bands also have a natural linear ordering. We will show that the bands from one disk can be moved to agree with the bands of the other using only stable equivalences.

Now a band, being an embedded $D^n \times I$, is therefore a thickened disk, and hence a framed disk. So we need to show that the corresponding thickened disks are isotopic relative to their meet with K . The bands are linearly ordered, so we may choose to start at one end and work our way along the knot. Now $L_\varphi = L_\psi$, so if the band under consideration is the first one in this order where the two presentations disagree, the two bands are nonetheless isotopic rel boundary. For both bands cap a component of L_φ as an unknot. In addition, their framings agree using Lemma 5.

Consider now the motion of a band $D_{\psi i}$ as it moves to agree with $D_{\varphi i}$. The motion generically meets ψ in (thickened) $n - 1$ manifolds, which may generically meet if the motion does not trace out an embedded submanifold. If the motion cuts across another band of ψ in a sphere, this can be accommodated by a handle slide. If the motion meets the other band in an aspherical or immersed manifold, we may shrink the other band until the manifold is a sphere. If the motion meets one of the balls, we may slide the motion off while at most adding additional meetings with other bands, since L is an unlink. Once we have performed this for each band, the result follows. \square

Note that in the above theorem, we had to begin with the fact that both band presentations presented the same knot, as this allowed us to ensure that $D_{\psi i} \cap K = D_{\varphi i} \cap K$ for all bands. If we could not guarantee this to start, in addition to the fact that the unlinks L_i agreed (at least where they do not meet the bands) then there would be no way to guarantee the existence of an isotopy between them (for otherwise it would follow that any two presentations with the same number of bands were isotopic, and since band number is variable, this would imply that all higher-dimensional ribbon knots are isotopic).

There is an immediate scholium to the above proof. For in our modifications, if two band presentations were already arc-like, our only modifications were reparametrizations, addition/deletion, and handle slides. So we have really shown the following theorem.

Theorem 5 *Any two band presentations for the same higher-dimensional ribbon knot are stably equivalent. Furthermore two arc-like band presentations are stably equivalent without handle slides.*

The scholium is important because we wish to now show that Thm. 1 can be derived from this, hence showing that the theorems are equivalent. Indeed we will need to use one more scholium in order to show this.

Given two arc-like ribbon disks, we may first reparametrize them and add han-

dles so that they have compatible handle presentations. These will induce arc-like band presentations, but more particularly, we will not need to slide the bands along the knot since we have already reparametrized (equivalently, we could first induce the arc-like band presentations, then observe that sliding handles around the knot merely corresponds to reparametrizing the embeddings of the bands, and so lifts to a reparametrization of the ribbon disks). Now according to our Thm. 5 these two band presentations are compatible using only isotopy and band pass. Suppose now that we have two handle presentations φ, ψ for K . Stable equivalences act on these handle presentations in an obvious way. By Thm. 5 we can use stable equivalences to modify the handle presentations so that their handles agree, and hence so that the band presentations induced by deleting the ball interiors are identical. But these ball interiors are isotopic (being codimension-1), and isotoping them to one another will at most result in using RI moves, by the same general position arguments used in our first proof. Namely, since they are each embedded, they separate the ambient space into a system of 'bubbles,' into which the handles either pass in and out, or else terminate inside. In either case we may slide the ball interiors to eliminate the bubbles from the inside out applying RI moves to the ribbon disk. Thus Thm. 1 is established as a corollary to Thm. 5. Note that it may be possible to simplify the direct proof that the RI moves suffice along the lines of the proof of Thm. 5. In particular, the strips of the ribbon disks could be demonstrated to be isotopic without the need for the complicated simplification of the intersections between the disks to begin with using the methods employed in this proof to show that the bands are isotopic. However, when working with bands, we did not need to worry about the motion tracing an embedded path, because no ribbon disk was being pulled along with it. With the strips of the ribbon disk, since they must remain attached to the rest of the disk, the disk trails along behind the moving strip (Fig. 10), and hence the motion must be embedded. It is not clear that such a motion could be chosen to be embedded a priori.

5 The Failure of the Three-Dimensional Case

In the case of classical knots, two ribbon disks may meet in a way which does not match any of the types given in Fig. 2. The example in Fig. 11 is due to Nakagawa and Nakanishi[8]. They generalize this example extensively, for example by adding additional columns of twists. For our purposes it suffices to note that the two ribbon disks shown meet one another in a way that is not analogous to the intersections shown in Fig. 2. Note that in this particular example, the two disks shown are ambiently isotopic by a rotation. However, because they meet in a forbidden way, our proof cannot be carried through. In addition the generalized examples with additional columns of twists in [8] have similar forbidden intersec-

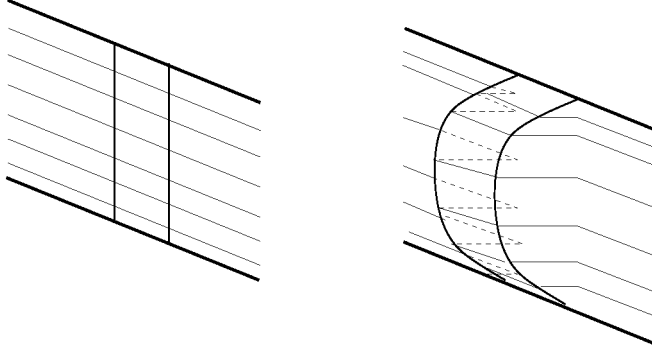


Figure 10: For simplicity, a three-dimensional cross-section is shown. As a strip of a ribbon disk moves, the rest of the disk trails behind it, which complicates working directly with ribbon disks.

tions and are not ambiently isotopic, as the disks are not symmetric about the center. For higher-dimensional knots, this cannot occur, because a ribbon disk for an n -knot can only meet the knot in S^{n-1} submanifolds, which are connected unless $n = 1$. It nonetheless follows that our theorem will hold for a large class of ribbon disks for classical knots, in particular for any which do not have such forbidden intersections. However it is not clear how to identify whether such intersections can occur for any given pair of ribbon disks.

In terms of band presentations, it is shown in [8] that there are two band presentations for the knot in Fig. 11 which are not stably equivalent. Our proof fails here because generically the isotopy surface meets the unlink of the presentation in 0-dimensional submanifolds, which need not be 0-spheres.

6 Higher Dimensions and Genus

The initial impetus for this work was to consider aspherical knots of the form $S^1 \times S^n$, which are in many ways like labelled immersions of S^1 in the plane. Indeed Satoh[11] originally focused on the possibility of representing ribbon embeddings of tori in S^4 , and his work generalizes to $S^1 \times S^n$ immediately. However, because the torus has multiple generators for its first homology we cannot guarantee that two ribbon surfaces for it will have compatible handle decompositions. We may define two ribbon surfaces to be *d-equivalent* if they have identical representations as graphs. The completeness theorem would therefore follow if we could show that every ribbon surface for a torus has a *d-equivalent* representative in every class of surfaces with compatible handle decompositions.

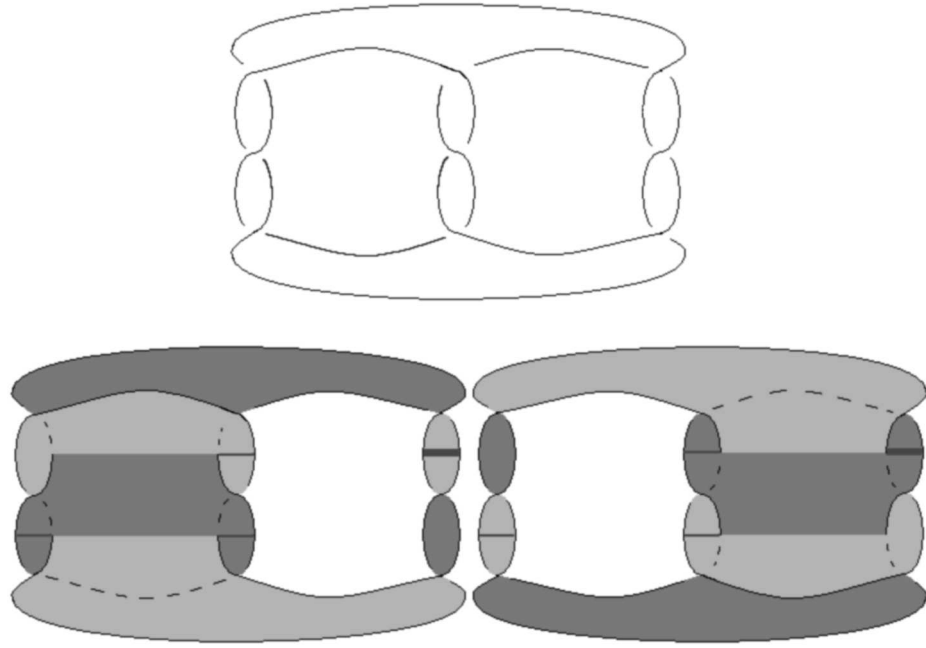


Figure 11: The simplest ribbon knot of [8]. The top figure shows the knot in question. The bottom two figures show two ribbon disks for this knot, with some of the intersections between the two disks illustrated with darker lines. The thicker lines show a type of intersection which is not a three dimensional analogue of any of the types shown in Fig. 2.

On the other hand, there is a class of tori for which this obstruction cannot occur. The peripheral structure of a knotted surface may be defined by analogy with that of a classical knot. For ribbon knotted tori, the only difference is that the longitude no longer has a preferred generator, but it is still a cyclic subgroup of the fundamental group[12]. If this cyclic subgroup has infinite order, then any two ribbon disks must have ribbon singularities whose boundaries are isotopic on the torus. For if this were not true, then one of these disks will appear having as boundary a (p, q) curve on the torus with nontrivial longitudinal component. This would allow us to homotope (in fact isotope) some multiple of the generator to the identity.

The natural analogue of a ribbon torus in dimensions 5 and above is $S^1 \times S^{n-1}$, for $n \geq 3$. Because this has $n - 1$ homology isomorphic to \mathbb{Z} , it can be seen that all embedded representatives of a generator of the $n - 1$ homology are isotopic, and hence that all ribbon singularities will have parallel boundaries.

However, even this does not remove all difficulties. In our proof of Thm. 1, we needed to show that $\psi|_A$ could be isotoped to $\varphi|_A$ (it is not necessary to show that the isotopy is along an embedded motion; general position arguments suffice even if the isotopy traces out a generically immersed motion). The existence of this isotopy was demonstrated by using the fact that K was spherical. When this is not the case, the proof fails. It could be repaired nonetheless if it is possible to show the following: every codimension-2 sphere partitioned into two disks joining at the equator can be unknotted if we allow each disk to pass through the other. Nonetheless, our proof can be modified to give the following result. Define the (n, m) motion group $M(n, m)$ as follows. Consider the n -component m -unlink (each component being spherical). We define $M(n, m)$ to be the group of compactly parametrized motions of this unlink modulo level preserving isotopy. Dahm and Goldsmith[4] studied this extensively in the case $n = 2$. By a straightforward application of our methods, we obtain as a scholium

Theorem 6 *If n, n' are not 1 then $M(n, m) \cong M(n', m)$.*

In addition, we can also generalize our methods to all ribbon tangles whose components are all either $I \times S^{n-1}$ or S^n .

References

- [1] J. Baez, A. Crans, D. Wise, *Exotic statistics for strings in 4d BF theory* (preprint May 2006 - arXiv:gr-qc/0603085v2).
- [2] J.S. Carter, S. Kamada, and M. Saito, *Surfaces in 4-space*, Springer (2004).
- [3] R. Fenn, R. Rimanyi, C. Rourke, *The braid-permutation group*, Topology **36** (1997) 123-135.

- [4] D. Goldsmith, *The theory of motion groups*, Michigan Math. J. **28** 1 (1981) 3-17.
- [5] S. Kamada, *Braid presentation of virtual knots and welded knots*, preprint.
- [6] L. H. Kauffman, *Virtual knot theory*, Europ. J. Combinatorics **20** (1999) 663-691.
- [7] C. Lamm, *Symmetric union presentations for 2-Bridge ribbon knots*, talk at the Joint Meeting of AMS and DMV at Mainz (2005) preprint arxiv:0602395v1 [math.GT].
- [8] Y. Nakanishi and Y. Nakagawa *On ribbon knots*, Mathematical Seminar Notes Kobe University **10** (1982), 423-430.
- [9] Y. Nakanishi, *On Ribbon Knots, II*, Kobe J. Math. **7** (1990) 199-211.
- [10] S. Nelson, *Signed ordered knotlike quandle presentations*, Algebraic and Geometric Topology **5** (2005) 443-462.
- [11] S. Satoh, *Virtual knot presentation of ribbon torus-knots*, J. Knot Theory Ramifications **9** (2000), 531–542.
- [12] B. Winter, *On the classification problem for ribbon torus knots*, to appear in J. Knot Theory Ramifications, preprint arXiv:0711.1638 [math.GT].
- [13] T. Yanagawa, *On cross sections of higher dimensional ribbon knots*, Math. Sem. Notes Kobe Univ. **7** (1977) 609-628.