

# A Positive-Weight Next-to-Leading Order Monte Carlo Simulation for Higgs Boson Production

---

**Keith Hamilton**

*Centre for Particle Physics and Phenomenology (CP3),  
Université Catholique de Louvain,  
Chemin du Cyclotron 2, 1348 Louvain-la-Neuve, Belgium  
Email: keith.hamilton@uclouvain.be*

**Peter Richardson**

*Institute of Particle Physics Phenomenology, Department of Physics  
University of Durham, Durham, DH1 3LE, UK  
Email: peter.richardson@durham.ac.uk*

**Jon Tully**

*Institute of Particle Physics Phenomenology, Department of Physics  
University of Durham, Durham, DH1 3LE, UK  
Email: j.m.tully@durham.ac.uk*

**ABSTRACT:** In this article we describe simulations of Higgs boson production via the gluon fusion and Higgs-strahlung processes, using the positive weight next-to-leading-order (NLO) matching scheme, POWHEG, in the Herwig++ 2.3 event generator. This formalism consistently incorporates the full NLO corrections to these processes within the parton shower simulation, without the production of negative weight events. These simulations include a full implementation of the truncated shower required to correctly model soft emissions in an angular-ordered parton shower. We present a thorough validation of these simulations, comparing them to other methods and calculations. The results obtained for the gluon fusion process corroborate, and provide detailed explanations for, findings reported by Alioli *et al* using an independent POWHEG simulation, neglecting truncated shower effects, released at the same time as our code.

**KEYWORDS:** QCD, Phenomenological Models, Hadronic Colliders.

---

## Contents

|   |           |
|---|-----------|
| <b>1. Introduction</b>  | <b>1</b>  |
| <b>2. The POWHEG formalism</b>                                    | <b>3</b>  |
| <b>3. Next-to-Leading Order Cross Sections</b>                    | <b>5</b>  |
| 3.1 Kinematics and phase space                                    | 5         |
| 3.2 Differential cross section for $a + b \rightarrow n$          | 8         |
| 3.3 $g + g \rightarrow H$ matrix elements                         | 11        |
| <b>4. Implementation</b>  | <b>12</b> |
| 4.1 Generation of the leading-order configuration                 | 12        |
| 4.2 Generation of the hardest emission                            | 13        |
| 4.3 Truncated and vetoed parton showers                           | 13        |
| <b>5. Results</b>   | <b>14</b> |
| 5.1 POWHEG differential cross sections and $\overline{B}(\Phi_B)$ | 15        |
| 5.2 Hardest emission generation and showering                     | 18        |
| 5.2.1 The dead zone   | 19        |
| 5.2.2 Gluon fusion  | 23        |
| 5.2.3 Higgs-strahlung   | 29        |
| 5.3 Emission rates in the dead zone                               | 33        |
| <b>6. Conclusion</b>  | <b>37</b> |
| <b>A. Regularized and unregularized splitting functions</b>       | <b>38</b> |

---

## 1. Introduction

The primary objective of the ongoing and imminent physics programmes at the Tevatron and LHC, is to elucidate the nature of electroweak symmetry breaking. The great majority of the effort in this direction is devoted to the hunt for the Higgs boson, the origin of this symmetry breaking in the Standard Model [1–4].

Of all the ways in which the Standard Model Higgs boson can be produced, the gluon fusion process [5], in which it couples to colliding gluons via a top quark loop, has the largest cross section for Higgs boson masses less than  $\sim 700$  GeV. This process will be extremely important in detecting and studying the Higgs boson at the LHC, particularly in the low mass region, favoured by the latest fits of the Standard Model to electroweak

precision data [6], where the Higgs boson decays into two photons is known to give a clean experimental signal. Although observing a narrow resonance in the diphoton invariant mass spectrum should be possible using only the experimental data [7], determining the quantum numbers and couplings of the resonance *i.e.* determining that it really is a fundamental scalar and, moreover, the Standard Model Higgs boson, requires Monte Carlo simulations to predict distributions for both signals and backgrounds.

A key ingredient in our understanding of electroweak symmetry breaking will be knowledge of the couplings of the Higgs boson to the electroweak gauge bosons and the top quark. While the gluon fusion process is useful in directly probing the latter, additional QCD radiation renders it a significant background to the vector boson fusion process, where the Higgs boson originates from a  $HVV$  vertex with  $V = W, Z$ . Accurate simulations of the gluon fusion process are therefore also required for analysis of the vector boson fusion process [8–10].

Another direct probe of Higgs boson interactions with weak gauge bosons is Higgs boson production in association with an electroweak vector gauge boson ( $V = W/Z$ ) [11, 12]. At leading order this process consists of a quark anti-quark annihilation producing a virtual vector boson, which becomes on-shell by radiating a Higgs boson. This mechanism is commonly referred to as *Higgs-strahlung*. This channel is regarded as having the greatest Higgs boson discovery potential at the Tevatron [13]. Recent combined measurements from CDF and D0, including Higgs-strahlung data, have begun to show sensitivity to Higgs boson production [14]. These studies have excluded the existence of a Standard Model Higgs boson with masses of 165 and 170 GeV at 92% and 95% confidence respectively. Monte Carlo simulations are indispensable tools in obtaining these measurements.

The cross section for Higgs-strahlung processes at the LHC is approximately one order of magnitude larger than at the Tevatron, however, the backgrounds scale up by a much greater factor. In spite of these difficulties the Higgs-strahlung processes can still be observed, notably in the  $\gamma\gamma$  and  $W^+W^-$  decay channels, where significant background rejection can be achieved (see for example Ref. [15] for recent experimental studies).

Interest in the  $b\bar{b}$  plus leptons decay channel has also recently been revived through the observation that a highly collimated  $b\bar{b}$  jet, from a boosted Higgs boson, could provide a clean signature [16, 17]. These processes were recommended for inclusion in studies to determine Higgs boson couplings in Ref. [18]. As with the gluon fusion process, accurate Monte Carlo simulations will be essential in such analyses.

In recent years research in Monte Carlo simulations has seen major progress, most significantly in the extension of existing parton shower simulations to consistently include exact next-to-leading order corrections [19–34] and, separately, in the consistent combination of parton shower simulations and high multiplicity tree-level matrix element generators [35–40]. The first successful NLO matching scheme was MC@NLO [19–24] which has been realised using the HERWIG event generator for many processes. This method has two drawbacks; first, it involves subtracting the parton shower approximation from the NLO calculation, which can lead to unphysical negative weight events, second, the implementation of the method is fundamentally dependent on the details of the parton shower algorithm. In 2004 a new formalism known as POWHEG (POsitive Weight Hardest

Emission Generator [26]) was derived, achieving the same aims as MC@NLO but with the added benefits of only generating physical, positive weight, events as they occur in nature, and of being independent of the details of the parton shower algorithm. This method has been already successfully applied to a number of phenomenologically important processes [25, 27, 30–34, 41, 42].

In this paper we describe the application of the POWHEG method to Monte Carlo simulations for Higgs boson production via gluon fusion and Higgs-strahlung processes, within the Herwig++ [43, 44] event generator. We include a complete description of truncated shower effects.<sup>1</sup> Our primary aim is to present the ingredients used in the simulations and to validate them, where appropriate, against existing calculations.

The structure of the paper is as follows. In Sect. 2 we briefly review the main features of the POWHEG method. In Sect. 3 we collect the essential formulae relating to the NLO cross sections, for implementation in the program. In Section 4 we give details of the event generation process for the hard configurations. This is accompanied by a description of how the hard configurations are subsequently reproduced by the angular-ordered parton shower, including truncated showering effects, in respect of the colour coherence phenomenon manifest in soft wide angle gluon emissions. In Sect. 5 we present the results of our implementation, comparing it to the MCFM and MC@NLO generators, before summarizing our findings in Sect. 6.

## 2. The POWHEG formalism

The central formula in the POWHEG approach is derived by manipulating and modifying, through the inclusion of formally higher order terms, the NLO differential cross section, such that it has the same form as that given by the parton shower [26]. For a given  $N$ -body process this is

$$d\sigma = \overline{B}(\Phi_B) d\Phi_B \left[ \Delta_{\hat{R}}(0) + \frac{\hat{R}(\Phi_B, \Phi_R)}{B(\Phi_B)} \Delta_{\hat{R}}(k_T(\Phi_B, \Phi_R)) d\Phi_R \right], \quad (2.1)$$

where  $\overline{B}(\Phi_B)$  is defined as

$$\overline{B}(\Phi_B) = B(\Phi_B) + V(\Phi_B) + \int d\Phi_R \left[ \hat{R}(\Phi_B, \Phi_R) - \sum_i C_i(\Phi_B, \Phi_R) \right], \quad (2.2)$$

with  $B(\Phi_B)$  the leading-order contribution, dependent on the *Born variables*,  $\Phi_B$ , which specify a point in the  $N$ -body phase space.  $V(\Phi_B)$  is a finite contribution arising from the combination of unresolvable, real emission and virtual loop corrections. The remaining terms are due to the  $N+1$ -body real emission processes, hence they have an additional dependence on the *radiative variables*,  $\Phi_R$ , which parametrize the phase space associated with the extra parton. The real emission term,  $\hat{R}(\Phi_B, \Phi_R)$ , is given by the product of the parton flux factors with the relevant squared real emission matrix element, summed over

---

<sup>1</sup>Currently, only the Herwig++ POWHEG simulation of the Drell-Yan process includes a complete treatment of truncated shower effects [32].

each channel contributing to the NLO cross section.  $C_i(\Phi_B, \Phi_R)$  denotes a combination of *real counterterms/counter-event weights*, regulating the singularities in  $\widehat{R}(\Phi_B, \Phi_R)$ . Finally, the POWHEG Sudakov form factor,  $\Delta_{\widehat{R}}$ , is defined as ‘

$$\Delta_{\widehat{R}}(p_T) = \exp \left[ - \int d\Phi_R \frac{\widehat{R}(\Phi_B, \Phi_R)}{B(\Phi_B)} \theta(k_T(\Phi_B, \Phi_R) - p_T) \right], \quad (2.3)$$

where  $k_T(\Phi_B, \Phi_R)$  tends to the transverse momentum of the emitted parton in the soft and collinear limits.

To  $\mathcal{O}(\alpha_S)$  Eq. 2.1 is just the usual NLO differential cross section. The analogous parton shower expression is given by replacing  $\overline{B}(\Phi_B) \rightarrow B(\Phi_B)$  and the real emission corrections  $\widehat{R}(\Phi_B, \Phi_R)$  by their collinear approximation, *i.e.* replacing the argument of the Sudakov form factor by a sum of Altarelli-Parisi kernels. Typically parton shower simulations generate an  $N$ -body configuration according to  $B(\Phi_B)$  and then shower it using such a Sudakov form factor. In the POWHEG formalism the initial  $N$ -body configuration is instead generated according to  $\overline{B}(\Phi_B)$ , and retained with probability  $\Delta_{\widehat{R}}(0)$  as a *non-radiative* event, or, showered to give the hardest emission with  $p_T = k_T(\Phi_B, \Phi_R)$ , with probability  $\Delta_{\widehat{R}}(p_T)$  (Eq. 2.1). Further, lower  $p_T$ , emissions represent terms of next-to-next-to-leading-order (NNLO) and beyond, hence we can return to the usual parton shower formulation to simulate these. Provided the perturbative approach is valid, *i.e.* provided the next-to-leading order terms are smaller than the leading order ones, it is clear from Eq. 2.2 that  $\overline{B}(\Phi_B)$  is positive, therefore no negative weights arise.

Furthermore, it is well known that when a bunch of collimated QCD charges emit a gluon at wide angle, the intensity of the radiation is proportional to the *coherent sum* of emissions from the constituents, *viz.* the jet parent. This effect is manifest in the perturbative series as large soft logarithms. The other major triumph of the POWHEG [26] approach, besides avoiding negative weights, is in rigorously decomposing the angular-ordered parton shower into a *truncated shower*, describing soft wide angle radiation, the *hardest emission*, as described above, and a further *vetoed shower* comprised of lower  $p_T$ , increasingly collinear emissions.

We implement the POWHEG formalism in fullness according to the following procedure:

- generate  $N$ - and  $N+1$ -body configurations according to Eq. 2.1;
- directly hadronize any  $N$ -body, non-radiative, events;
- map the radiative variables parametrizing the emission into the evolution scale, momentum fraction and azimuthal angle  $(\tilde{q}_h, z_h, \phi_h)$ , from which the parton shower would reconstruct identical momenta;
- take the initial  $N$ -body configuration,  $\Phi_B$ , generated from  $\overline{B}(\Phi_B)$ , and evolve the emitting leg from the default initial scale down to  $\tilde{q}_h$  using the truncated shower;
- insert a branching with parameters  $(\tilde{q}_h, z_h, \phi_h)$  into the shower when the evolution scale reaches  $\tilde{q}_h$ ;
- generate  $p_T$  vetoed showers from all external legs.

### 3. Next-to-Leading Order Cross Sections

The NLO ingredients needed to implement the POWHEG method for Higgs-strahlung processes can be performed in the same way as Ref. [32] due to the careful organization of the Drell-Yan differential cross section in our earlier work. There we explicitly factorized the real emission corrections to the leading-order  $q + \bar{q} \rightarrow l + \bar{l}$  process at the level of the phase space *and* the real emission matrix elements. This meant that the radiative variables could be generated completely independently from the details of the decay of the off-shell vector boson. We refer the reader to Ref. [32] for details of those matrix elements.

Since the diagrams involved in the NLO corrections to Drell-Yan and Higgs-strahlung processes are identical up to replacing the final-state lepton pair with a vector boson and a Higgs boson, the factorized NLO differential cross section is exactly the same as that in Ref. [32] for the Drell-Yan process; one simply replaces the  $q + \bar{q} \rightarrow l + \bar{l}$  leading-order matrix element with that for  $q + \bar{q} \rightarrow V + H$  throughout. No information regarding spin correlations is lost in this procedure and the full NLO distribution is generated without approximation. This method is originally due to Kleiss [45,46] and was extended for use in our POWHEG simulation, with a view to making other processes easier to implement. Due to the complexity of the 4-body final state (we include the decays of  $V$  and  $H$ ) and the subtleties of the Monte Carlo algorithm, we have carried out detailed comparisons against the parton level NLO simulation MCFM [47]. Results of these comparisons are given later in Sect. 5.

The NLO cross section for Higgs boson production via gluon fusion was first calculated in Refs. [48,49], in the infinite top-quark mass limit. Later this calculation was improved to exactly include the effects of the finite top mass in [50], where it was found that the infinite top-quark mass limit provided an excellent approximation to the full result; below the  $t\bar{t}$  threshold the exact and approximate calculations agree at the level of 10% [7]. The NNLO corrections were fully computed by Harlander and Kilgore [51] in the infinite top-quark mass limit. More recently a parton level Monte Carlo program accurate to NNLO has become available [52,53]. A key point arising from this theoretical activity is that the dominant perturbative corrections to the total cross section originate from virtual and soft-gluon corrections, which explains the surprising accuracy of the infinite top-quark mass approximation for  $m_H \leq 2m_t$  [54].

In our simulation we use the infinite top-quark mass limit. Although the NLO formulae in [48,49] are helpful, they were only used to compute the most inclusive of measurements, namely the total cross section. Further work is needed to obtain a form suitable for a fully differential Monte Carlo simulation. In this section we collect the ingredients that arise in the NLO calculation for  $g + g \rightarrow H$ , necessary for the implementation of the POWHEG method.

#### 3.1 Kinematics and phase space

Here we restrict ourselves to considering leading-order processes of the type,  $\bar{p}_\oplus + \bar{p}_\ominus \rightarrow \bar{p}_1 + \dots + \bar{p}_N$ , in which all the particles in the  $N$ -body final state are either massive or colourless. For such processes the NLO corrections may contain soft singulari-

ties and initial-state collinear singularities only. The incoming hadron momenta are labeled  $P_{\oplus}$ , for hadrons incident from the  $\pm z$  directions, respectively. It therefore follows that the momenta of the colliding, massless partons, with momentum fractions  $\bar{x}_{\oplus}$  and  $\bar{x}_{\ominus}$ , are given by  $\bar{p}_{\oplus} = \bar{x}_{\oplus} P_{\oplus}$ . The momentum of the  $i$ th final-state parton produced in the leading-order process is denoted  $\bar{p}_i$ .

Using  $\bar{p}$  to represent the sum of all  $\bar{p}_i$ , and  $\bar{y}$  to signify the rapidity of  $\bar{p}$ , the phase space for the leading-order process can be written simply as

$$d\Phi_B = d\bar{x}_{\oplus} d\bar{x}_{\ominus} d\hat{\Phi}_B = \frac{1}{s} d\bar{p}^2 d\bar{y} d\hat{\Phi}_B, \quad (3.1)$$

where  $d\hat{\Phi}_B$  is the Lorentz invariant phase space for the partonic  $2 \rightarrow N$  process and  $s$  the hadronic centre-of-mass energy. We refer to the variables  $\Phi_B = \{\bar{p}^2, \bar{y}, \hat{\Phi}_B\}$  as the *Born variables*, where  $\hat{\Phi}_B$  parametrizes the  $N$ -body phase space in the partonic centre-of-mass frame; for the simple case of a decaying scalar, like the Higgs boson, the matrix element does not depend on  $\hat{\Phi}_B$ , which could therefore be trivially integrated out at this point.

The NLO real emission corrections to the leading-order process consist of  $2 \rightarrow N + 1$  processes,  $p_{\oplus} + p_{\ominus} \rightarrow p_1 + \dots + p_N + k$ , where we denote the momenta of the same  $N$  particles produced in the leading-order process  $p_i$  and that of the extra colour charged parton by  $k$ . For these processes we introduce the Mandelstam variables  $\hat{s}, \hat{t}, \hat{u}$  and the related *radiative variables*  $\Phi_R = \{x, y\}$ , which parametrize the extra emission:

$$\hat{s} = (p_{\oplus} + p_{\ominus})^2 = \frac{p^2}{x}, \quad (3.2a)$$

$$\hat{t} = (p_{\oplus} - k)^2 = -\frac{1}{2} \frac{p^2}{x} (1 - x) (1 - y), \quad (3.2b)$$

$$\hat{u} = (p_{\ominus} - k)^2 = -\frac{1}{2} \frac{p^2}{x} (1 - x) (1 + y), \quad (3.2c)$$

where  $p = \sum p_i$ . We do not explicitly include an azimuthal angle for the gluon about the  $z$  axis, instead it is used to define the  $+y$  axis relative to which the azimuthal angle of the other final-state particles is measured; ultimately all generated events are randomly rotated about the  $z$  axis in the hadronic centre-of-mass frame.

To perform a simultaneous Monte Carlo sampling of the  $N$ - and  $N+1$ -body phase spaces one has to specify the integration variables. We choose two of these to be the mass and rapidity of the system of colourless particles, therefore  $\bar{p}^2 \equiv p^2$  and  $\bar{y} \equiv y$ , where  $y$  is the rapidity of  $p$ .<sup>2</sup> An immediate consequence of this partial mapping of the  $N$  and  $N+1$  body phase spaces is that the momentum fractions,  $x_{\oplus}$ , of the incident partons in the  $2 \rightarrow N + 1$  processes are related to those of the  $2 \rightarrow N$  process by

$$x_{\oplus} = \frac{\bar{x}_{\oplus}}{\sqrt{x}} \sqrt{\frac{2 - (1 - x)(1 - y)}{2 - (1 - x)(1 + y)}}, \quad x_{\ominus} = \frac{\bar{x}_{\ominus}}{\sqrt{x}} \sqrt{\frac{2 - (1 - x)(1 + y)}{2 - (1 - x)(1 - y)}}, \quad (3.3)$$

where, by definition,  $p_{\oplus} = x_{\oplus} P_{\oplus}$ .

---

<sup>2</sup>Henceforth we will always refer to these variables as  $p^2$  and  $y$ .

Since we restrict ourselves to processes for which the NLO corrections contain at most soft and initial-state collinear singularities, the product of  $\hat{t} \hat{u}$  with the squared real emission matrix elements will be finite throughout the radiative phase space. Working in conventional dimensional regularization, in  $n = 4 - 2\epsilon$  space-time dimensions, we are then able to perform an expansion in  $\epsilon$  of the  $N+1$ -body phase-space measure,  $d\Phi_{N+1}$ , using similar manipulations to those in Refs. [55–58], giving

$$d\Phi_{N+1} = d\Phi_B d\Phi_R \frac{p^2}{(4\pi)^2 x^2} \left( \frac{1}{p^2} \right)^\epsilon c_\Gamma \mathcal{J}(x, y), \quad (3.4)$$

where here the Born variables  $\hat{\Phi}_B$  specify a configuration in the rest frame of  $p$  rather than  $\bar{p}$ . The function  $\mathcal{J}(x, y)$  is given by

$$\mathcal{J}(x, y) = [\mathcal{S} \delta(1-x) + \mathcal{C}(x) (2\delta(1+y) + 2\delta(1-y)) + \mathcal{H}(x, y)] \frac{\hat{t} \hat{u}}{\hat{s}^2},$$

where

$$\mathcal{S} = \frac{1}{\epsilon^2} - \frac{\pi^2}{6} - \frac{4}{\epsilon} \ln \eta + 8 \ln^2 \eta, \quad (3.5a)$$

$$\mathcal{C}(x) = -\frac{1}{\epsilon} \frac{1}{(1-x)_\rho} - \frac{1}{(1-x)_\rho} \ln x + 2 \left( \frac{\ln(1-x)}{1-x} \right)_\rho, \quad (3.5b)$$

$$\mathcal{H}(x, y) = \frac{2}{(1-x)_\rho} \left[ \left( \frac{1}{1+y} \right)_+ + \left( \frac{1}{1-y} \right)_+ \right], \quad (3.5c)$$

with  $\rho = \left( \sum_i \sqrt{p_i^2} \right)^2 / \hat{s}$  and  $\eta = \sqrt{1-\rho}$ . The constant  $c_\Gamma$ , which appears due to the use of dimensional regularization, is given by

$$c_\Gamma = (4\pi)^\epsilon \frac{\Gamma(1-\epsilon)^2 \Gamma(1+\epsilon)}{\Gamma(1-2\epsilon)},$$

and the  $\rho$ -distributions are defined by the relation

$$\int_\rho^1 dx h(x) \left( \frac{\ln^n(1-x)}{1-x} \right)_\rho = \int_\rho^1 dx (h(x) - h(1)) \frac{\ln^n(1-x)}{1-x},$$

for any sufficiently regular test function  $h(x)$ . The radiative phase space can be parametrized in terms of the radiative variables as

$$d\Phi_R = \frac{1}{2} dy dx. \quad (3.6)$$

The precise definition of  $\hat{\Phi}_B$  in the context of the radiative event is, in general, given by a series of boosts and rotations, denoted by  $\mathbb{B}$ , which *embed* the  $N$ -particle, leading-order final state in the  $N+1$ -particle radiative events. To assemble a radiative event configuration we first construct the  $N$  final-state momenta of the leading-order configuration according to the definition of  $\hat{\Phi}_B$  and, separately, the momenta of the incident partons and the radiated parton  $k$  in the *hadronic* centre-of-mass frame:

$$p_\oplus = \frac{1}{2} \sqrt{s} (x_\oplus, 0, 0, +x_\oplus), \quad p = (E_T \cosh y, 0, -p_T, E_T \sinh y), \quad (3.7)$$

$$p_\ominus = \frac{1}{2} \sqrt{s} (x_\ominus, 0, 0, -x_\ominus), \quad k = (p_T \cosh y_k, 0, p_T, p_T \sinh y_k), \quad (3.8)$$



where  $E_T = \sqrt{p_T^2 + p^2}$ , and

$$p_T^2 = \frac{p^2}{x} \frac{1}{4} (1 - y^2) (1 - x)^2, \quad y_k = y + \frac{1}{2} \ln \left( \frac{1 + y}{1 - y} \right) + \frac{1}{2} \ln \left( \frac{2 - (1 - x)(1 - y)}{2 - (1 - x)(1 + y)} \right). \quad (3.9)$$

To embed the  $N$  final-state particles of the leading-order process in the radiative event we first transform them with a longitudinal boost,  $\mathbb{B}_y$ , taking us to their rest frame. Should we wish to adhere to the conventions in Refs. [55–58], we then apply a rotation to them,  $\mathbb{R}$ , defined such that, ultimately,  $\mathbb{B}$  will preserve the direction of  $p_\oplus$ , *i.e.* with  $p_\oplus$  defining the  $+z$  axis in the  $p$  rest frame, and also with the transverse momentum of  $k$  defining the  $y$  axis. However, for the simple case at hand, no such rotation is necessary since the Higgs boson decays isotropically in its rest frame.<sup>3</sup> A further transverse boost,  $\mathbb{B}_T$ , parallel with the  $y$  axis, is then carried out, where  $\mathbb{B}_T^{-1}$  is a transformation from the lab to the frame in which  $p$  has no transverse component. Finally, the inverse boost  $\mathbb{B}_y^{-1}$  is applied to the  $N$  particles, which clearly returns them to a frame where their total rapidity is  $y = \bar{y}$ . Altogether the embedding boost  $\mathbb{B}$ , to be applied to the leading-order final-state momenta, is given as

$$\mathbb{B} = \mathbb{B}_y^{-1} \mathbb{B}_T \mathbb{R} \mathbb{B}_y, \quad (3.10)$$

which, combined with  $p_\oplus$ ,  $p_\ominus$  and  $k$  in Eqs. 3.7, 3.8, completely specifies the radiative kinematics.

### 3.2 Differential cross section for $a + b \rightarrow n$

In this section we restrict ourselves to discussing the general form of the NLO differential cross section for processes of the type  $a + b \rightarrow i_1 + \dots + i_N$ , where  $n = \sum_j i_j$  are colourless particles, which we collectively refer to as *neutrals*. In Sect. 3.3 we give the squared matrix elements for  $g + g \rightarrow H$  which were ultimately inserted in these formulae. We reiterate that analogous Higgs-strahlung ingredients are *identical* to those in Ref. [32] *modulo* the substitution of the  $q + \bar{q} \rightarrow l + \bar{l}$  leading-order matrix element with that of a given Higgs-strahlung process.

We define the combined incident flux of partons of type  $a$  from hadron  $A$ , and partons of type  $b$  from hadron  $B$ , with respective momentum fractions  $x_\oplus$  and  $x_\ominus$ , at a scale  $\mu^2$ , as

$$\mathcal{L}_{ab}(x_\oplus, x_\ominus) = f_a^A(x_\oplus, \mu^2) f_b^B(x_\ominus, \mu^2), \quad (3.11)$$

where  $f_i^I(x_i, \mu^2)$  are the relevant parton distribution functions (PDFs). To obtain the differential cross section for a real emission process  $a + b \rightarrow n + c$ , we simply multiply the relevant squared matrix element by the phase-space measure in (Eq. 3.4),  $\mathcal{L}_{ab}$  and the flux factor  $1/2\hat{s}$ :

$$d\sigma_{ab}^{N+1} = \frac{1}{2\hat{s}} \mathcal{M}_{ab}^{N+1}(p_\oplus, p_\ominus) \mathcal{L}_{ab}(x_\oplus, x_\ominus) d\Phi_{N+1}. \quad (3.12)$$

---

<sup>3</sup>As previously noted, the Higgs-strahlung process was simulated in a special way using the Kleiss trick as described in [32].

In general each real emission process makes three contributions to the NLO differential cross section, one for each term in the phase-space measure Eq.3.5: a soft contribution  $d\sigma_{ab}^{S_0}$  proportional to  $\delta(1-x)$ , collinear contributions  $d\sigma_{ab}^{C_0\pm}$  proportional to  $\delta(1\pm y)$ , and a finite, *hard*, contribution  $d\sigma_{ab}^H$  proportional to  $\mathcal{H}(x, y)$ . The subscript 0 in  $d\sigma_{ab}^{S_0}$  and  $d\sigma_{ab}^{C_0\oplus}$  reflects the fact that they are bare, divergent, quantities.

For leading-order processes of the type  $a+b \rightarrow n$  the two initial-state partons must be either a pair of gluons or a quark and an antiquark. The squared matrix elements for the real emission corrections to this process, in which a gluon is emitted from an initial-state parton,  $a+b \rightarrow n+g$ , factorize in the limit that the gluon is soft ( $x \rightarrow 1$ ), according to

$$\lim_{x \rightarrow 1} \mathcal{M}_{ab}^{N+1}(p_\oplus, p_\ominus) = 8\pi\alpha_S \mu^{2\epsilon} \frac{1}{p^2} 2C_{ab} \frac{\hat{s}^2}{\hat{t}\hat{u}} \mathcal{M}_{ab}^N(p_\oplus, p_\ominus) . \quad (3.13)$$

The colour factor  $C_{ab}$  is equal to  $C_A$  if  $a$  and  $b$  are gluons, and  $C_F$  if  $a$  is a quark and  $b$  is an antiquark or *vice versa*. The real emission processes  $a+b \rightarrow n+g$  are the only ones contributing to the cross section in the limit  $x \rightarrow 1$ , all other real emission matrix elements are finite in this limit, hence the product of  $\hat{t}\hat{u}$  with the squared matrix element vanishes there. Hence, the soft contribution to the NLO differential cross section is

$$d\sigma_{ab}^{S_0} = \frac{\alpha_S c_\Gamma}{2\pi} \left( \frac{\mu^2}{p^2} \right)^\epsilon C_{ab} \left( \frac{2}{\epsilon^2} - \frac{\pi^2}{3} - \frac{8}{\epsilon} \ln \eta + 16 \ln^2 \eta \right) B(\Phi_B) d\Phi_B , \quad (3.14)$$

where  $B(\Phi_B)$  is the differential cross section for the leading-order process

$$d\sigma_{ab}^B = B(\Phi_B) d\Phi_B , \quad B(\Phi_B) = \frac{1}{2p^2} \mathcal{M}_{ab}^N(\bar{p}_\oplus, \bar{p}_\ominus) \mathcal{L}_{ab}(\bar{x}_\oplus, \bar{x}_\ominus) . \quad (3.15)$$

For an arbitrary process in which an initial-state parton  $a$ , with momentum  $p_\oplus$ , branches to produce a collinear time-like daughter parton with momentum  $k = (1-x)p_\oplus$  and its space-like sister parton  $\tilde{a}\tilde{c}$ , with momentum  $xp_\oplus$ , the squared matrix element factorizes according to [59]

$$\lim_{y \rightarrow +1} \mathcal{M}_{ab}^{N+1}(p_\oplus, p_\ominus) = \frac{1}{p^2} \frac{\hat{s}^2}{\hat{t}\hat{u}} 8\pi\alpha_S \mu^{2\epsilon} (1-x) \hat{P}_{a\tilde{a}\tilde{c}}(x; \epsilon) \mathcal{M}_{ab}^N(xp_\oplus, p_\ominus) , \quad (3.16)$$

where we explicitly show the dependence of the  $N$  and  $N+1$  parton squared matrix elements on the incident parton momenta. Replacing  $xp_\oplus \leftrightarrow p_\oplus$ ,  $a \rightarrow b$  in the splitting function we obtain the analogous formula for the case that  $c$  is emitted collinear to  $b$  ( $y \rightarrow -1$ ). Using this factorization of the matrix element, the collinear contributions to the real emission cross section, arising from initial-state radiation, are seen to have the general form,

$$\begin{aligned} d\sigma_{ab}^{C_0\oplus} &= d\sigma_{ab}^{SC\oplus} + d\sigma_{ab}^{C\oplus} - d\sigma_{ab}^{CT\oplus} , \\ d\sigma_{ab}^{SC\oplus} &= \frac{\alpha_S c_\Gamma}{2\pi} \left( \frac{\mu^2}{p^2} \right)^\epsilon C_{i\tilde{i}\tilde{c}}(p_{i\tilde{i}\tilde{c}} + 4 \ln \eta) \left( \frac{1}{\epsilon} + \ln \left( \frac{p^2}{\mu^2} \right) \right) B(\Phi_B) d\Phi_B , \\ d\sigma_{ab}^{C\oplus} &= \frac{\alpha_S}{2\pi} \mathcal{C}_{i\tilde{i}\tilde{c}}^\oplus(x) B^\oplus(\Phi_B) \hat{\mathcal{L}}_{ab}^\oplus(x_\oplus, x_\ominus) \frac{1}{x} d\Phi_B dx , \\ \mathcal{C}_{i\tilde{i}\tilde{c}}^\oplus(x) &= \left[ \frac{1}{(1-x)_\rho} \ln \left( \frac{p^2}{\mu^2 x} \right) + 2 \left( \frac{\ln(1-x)}{1-x} \right)_\rho \right] (1-x) \hat{P}_{i\tilde{i}\tilde{c}}(x) - \hat{P}_{i\tilde{i}\tilde{c}}^\epsilon(x) , \\ d\sigma_{ab}^{CT\oplus} &= \frac{1}{\epsilon} \frac{\alpha_S}{2\pi} P_{i\tilde{i}\tilde{c}}(x) B^\oplus(\Phi_B) \hat{\mathcal{L}}_{ab}^\oplus(x_\oplus, x_\ominus) \frac{1}{x} d\Phi_B dx , \end{aligned} \quad (3.17)$$

where  $i = a$  in the case that parton  $a$  splits to produce parton  $c$ , and  $i = b$  for the case that parton  $b$  branches to produce  $c$ .  $\hat{P}_{i\tilde{c}}(x; \epsilon)$  and  $P_{i\tilde{c}}(x)$  are the bare and regularized Altarelli-Parisi kernels given in Appendix A;  $C_{i\tilde{c}} p_{i\tilde{c}}$  is equal to the coefficient of the  $\delta(1-x)$  term in the latter, for the case  $\rho = 0$ . The  $B^\oplus$  and  $\hat{\mathcal{L}}^\oplus$  functions are related to the leading-order differential cross section and parton flux:

$$\begin{aligned} B^\oplus(\Phi_B) &= \frac{1}{2p^2} \mathcal{M}_{ab}^N(xp_\oplus, p_\ominus) \mathcal{L}_{ab}(\bar{x}_\oplus, \bar{x}_\ominus), \quad \hat{\mathcal{L}}_{ab}^\oplus(x_\oplus, x_\ominus) = \frac{\mathcal{L}_{ab}(\frac{\bar{x}_\oplus}{x}, \bar{x}_\ominus)}{\mathcal{L}_{ab}(\bar{x}_\oplus, \bar{x}_\ominus)}, \\ B^\ominus(\Phi_B) &= \frac{1}{2p^2} \mathcal{M}_{ab}^N(p_\oplus, xp_\ominus) \mathcal{L}_{ab}(\bar{x}_\oplus, \bar{x}_\ominus), \quad \hat{\mathcal{L}}_{ab}^\ominus(x_\oplus, x_\ominus) = \frac{\mathcal{L}_{ab}(\bar{x}_\oplus, \frac{\bar{x}_\ominus}{x})}{\mathcal{L}_{ab}(\bar{x}_\oplus, \bar{x}_\ominus)}. \end{aligned} \quad (3.18)$$

In the  $\overline{\text{MS}}$  scheme each collinear singular  $d\sigma_{ab}^{CT\oplus}$  term in the cross section is exactly compensated for by an additive collinear counter term identical to it (hence the  $CT$  labeling). This amounts to absorbing the divergence in the PDFs, renormalizing them, hence we now omit them. The only remaining divergences are soft and collinear terms  $d\sigma_{ab}^{SC\oplus}$ , which we absorb in the soft contribution to the cross section  $d\sigma_{ab}^{S_0}$ .

Absorbing the soft and collinear terms  $d\sigma_{ab}^{SC\oplus}$  in the soft contribution to the cross section Eq. 3.14, redefines it as

$$d\sigma_{ab}^{S_0} = \mathcal{S}_0 B(\Phi_B) d\Phi_B, \quad (3.19)$$

where

$$\mathcal{S}_0 = \frac{\alpha_{SC\Gamma}}{2\pi} \left( \frac{\mu^2}{p^2} \right)^\epsilon C_{ab} \left[ \frac{2}{\epsilon^2} + \frac{2}{\epsilon} p_{a\tilde{a}g} + \ln \left( \frac{p^2}{\mu^2} \right) (2p_{a\tilde{a}g} + 8 \ln \eta) + 16 \ln^2 \eta - \frac{\pi^2}{3} \right]. \quad (3.20)$$

One must consider also the contribution of virtual corrections to the leading-order process as well as the real corrections above. Again, for  $a + b \rightarrow n$  processes, these have a simple form (see *e.g.* Ref. [29])

$$\lim_{x \rightarrow 1} \mathcal{M}_{ab}^{NV}(\bar{p}_\oplus, \bar{p}_\ominus) = \mathcal{V}_0 \mathcal{M}_{ab}^N(\bar{p}_\oplus, \bar{p}_\ominus) \quad (3.21)$$

with

$$\mathcal{V}_0 = \frac{\alpha_{SC\Gamma}}{2\pi} \left( \frac{\mu^2}{p^2} \right)^\epsilon C_{ab} \left[ -\frac{2}{\epsilon^2} - \frac{2}{\epsilon} p_{a\tilde{a}g} - \frac{\pi^2}{3} \right] + \widehat{\mathcal{M}}_{ab}^{NV\text{reg}}(\bar{p}_\oplus, \bar{p}_\ominus), \quad (3.22)$$

where  $\widehat{\mathcal{M}}_{ab}^{NV\text{reg}}$  is the remainder of the virtual correction, regular as  $\epsilon \rightarrow 0$ , divided by the leading-order squared matrix element,

$$\widehat{\mathcal{M}}_{ab}^{NV\text{reg}}(\bar{p}_\oplus, \bar{p}_\ominus) = \frac{\mathcal{M}_{ab}^{NV\text{reg}}(\bar{p}_\oplus, \bar{p}_\ominus)}{\mathcal{M}_{ab}^N(\bar{p}_\oplus, \bar{p}_\ominus)}. \quad (3.23)$$

The poles in  $\epsilon$  in  $\mathcal{V}_0$  will exactly cancel those in  $\mathcal{S}_0$  making the differential cross section finite for  $\epsilon \rightarrow 0$ .

The cross section for the  $a + b \rightarrow n$  leading-order process, combined with the virtual corrections and  $a + b \rightarrow n + g$  real emission corrections, may then be written as

$$d\sigma_{ab} = B(\Phi_B) d\Phi_B + V(\Phi_B) d\Phi_B + R_{ab}(\Phi_B, \Phi_R) d\Phi_B d\Phi_R, \quad (3.24)$$

where  $V(\Phi_B)$  results from the combination of the soft and virtual corrections to the cross section (Eqs. 3.19, 3.20),

$$V(\Phi_B) = \mathcal{V} B(\Phi_B) , \quad \mathcal{V} = \mathcal{S}_0 + \mathcal{V}_0|_{\epsilon=0} , \quad (3.25)$$

and  $R(\Phi_B, \Phi_R)$  results from the remaining collinear and hard real emission corrections,

$$\begin{aligned} R_{ab}(\Phi_B, \Phi_R) &= \frac{\alpha_S}{2\pi} \frac{1}{x} \mathcal{R}_{ab} \hat{\mathcal{L}}_{ab}(x_\oplus, x_\ominus) B(\Phi_B) , \\ \mathcal{R}_{ab} &= 2\mathcal{C}_{a\hat{a}c}^\oplus(x) \delta(1-y) + 2\mathcal{C}_{b\hat{b}c}^\ominus(x) \delta(1+y) + \mathcal{H}_{ab} , \\ \mathcal{H}_{ab} &= \frac{x\hat{t}\hat{u}}{\hat{s}} \frac{1}{8\pi\alpha_S} \frac{\mathcal{M}_{ab}^{N+1}(p_\oplus, p_\ominus)}{\mathcal{M}_{ab}^N(\bar{p}_\oplus, \bar{p}_\ominus)} \mathcal{H}(x, y) . \end{aligned} \quad (3.26)$$

Note that in writing Eq. 3.24 we have tacitly equated  $\mathcal{M}^N(xp_\oplus, p_\ominus) = \mathcal{M}^N(p_\oplus, xp_\ominus) = \mathcal{M}^N(\bar{p}_\oplus, \bar{p}_\ominus)$  in the collinear term. This is possible due to our defining  $p^2 = \bar{p}^2$  and  $y = \bar{y}$  in Section. 3.1.

The remaining contributions to the full NLO differential cross section are due to the production of  $n$  via new channels. For  $q + \bar{q} \rightarrow n$  processes we add contributions arising from the  $q + g \rightarrow n + q$  channel,

$$\begin{aligned} R_{qg}(\Phi_B, \Phi_R) &= \frac{\alpha_S}{2\pi} \frac{1}{x} \mathcal{R}_{qg} \hat{\mathcal{L}}_{qg}(x_\oplus, x_\ominus) B(\Phi_B) , \\ \mathcal{R}_{qg} &= 2\mathcal{C}_{gq}\delta(1+y) + \mathcal{H}_{qg} , \\ \mathcal{H}_{qg} &= \frac{x\hat{t}\hat{u}}{\hat{s}} \frac{1}{8\pi\alpha_S} \frac{\mathcal{M}_{qg}^{N+1}(p_\oplus, p_\ominus)}{\mathcal{M}_{ab}^N(\bar{p}_\oplus, \bar{p}_\ominus)} \mathcal{H}(x, y) , \end{aligned} \quad (3.27)$$

and also a set of terms due to the  $\bar{q} + g \rightarrow n + \bar{q}$  channel, identical up to the replacement  $q \rightarrow \bar{q}$  on all terms with the exception of  $\mathcal{C}_{gq}$ . For the  $g + g \rightarrow n$  process we add a contribution from  $g + q \rightarrow n + q$ , for which  $R_{qg}$  has the same form as Eq. 3.27, *modulo* interchanging the subscripts  $qg \leftrightarrow gq$ , and a further contribution from the  $g + \bar{q} \rightarrow n + \bar{q}$  process, derived from the former by replacing  $q \rightarrow \bar{q}$  on all terms but  $\mathcal{C}_{qg}$ .

### 3.3 $g + g \rightarrow H$ matrix elements

The squared, spin and colour averaged, leading-order matrix element for the  $g + g \rightarrow H$  process is given by

$$\mathcal{M}_{gg}^N(\bar{p}_\oplus, \bar{p}_\ominus) = \mathcal{M}_{gg}^N = \frac{\mathcal{N} p^4}{576\pi(1-\epsilon)} , \quad (3.28)$$

where  $\mathcal{N} = \frac{\alpha_S^2 \mu^{2\epsilon}}{\pi v^2}$ , with  $v$  the vacuum expectation value of the Higgs field and the scale  $\mu$  emerging from the use of conventional dimensional regularization. The real emission radiative corrections consist of three processes:  $g + g \rightarrow H + g$ ;  $q + g \rightarrow H + q$ ; and  $q + \bar{q} \rightarrow H + g$ . As noted above, the singular, soft and/or collinear, limits of the matrix elements, associated to the  $\epsilon$  poles in  $d\Phi_{N+1}$ , are universal, therefore a full calculation of the matrix elements is only needed to multiply the  $\mathcal{H}(x, y)$  term in  $d\Phi_{N+1}$ . Since the term

proportional to  $\mathcal{H}(x, y)$  contains no poles in  $\epsilon$ , the full calculation of the squared matrix elements can be carried out in four dimensions, giving,

$$\begin{aligned}\mathcal{M}_{gg}^{N+1} &= 8\pi\alpha_S \mathcal{M}_{gg}^N \frac{3}{p^4} \frac{1}{\hat{s}\hat{t}\hat{u}} [p^8 + \hat{s}^4 + \hat{t}^4 + \hat{u}^4] , & \mathcal{M}_{gq}^{N+1} &= 8\pi\alpha_S \mathcal{M}_{gg}^N \frac{-4}{3p^4} \frac{1}{\hat{u}} [\hat{s}^2 + \hat{t}^2] , \\ \mathcal{M}_{q\bar{q}}^{N+1} &= 8\pi\alpha_S \mathcal{M}_{gg}^N \frac{32}{9p^4} \frac{1}{\hat{s}} [\hat{u}^2 + \hat{t}^2] , & \mathcal{M}_{g\bar{q}}^{N+1} &= \mathcal{M}_{gq}^{N+1} .\end{aligned}\tag{3.29}$$

The squared matrix element  $\mathcal{M}_{q\bar{q}}^{N+1}$  can be obtained from  $\mathcal{M}_{gq}^{N+1}$  by crossing symmetry simply by interchanging  $\hat{u} \leftrightarrow \hat{t}$ .

The  $\mathcal{O}(\alpha_S)$  virtual corrections to the  $g + g \rightarrow H$  process consist of purely gluonic swordfish and triangle vertex corrections, as well as a UV counter term. At NLO these corrections contribute to the cross section through their interference with the leading-order amplitude, their form is precisely that in Eq. 3.22 with,

$$\mathcal{M}_{gg}^{V\text{reg}} = \frac{\alpha_S}{2\pi} C_A \left[ \frac{11}{3} + \frac{4}{3}\pi^2 - \frac{4\pi b_0}{C_A} \ln \left( \frac{p^2}{\mu_R^2} \right) \right] \mathcal{M}_{gg}^B ,\tag{3.30}$$

where  $\mu_R$  is the renormalization scale. When used with the general expressions in Sect. 3.2, these are all the ingredients required to write down the  $\overline{B}(\Phi_B)$  function and the modified Sudakov form factors for this process (Eqs. 2.2, 2.3).

## 4. Implementation

### 4.1 Generation of the leading-order configuration

The first phase of the simulation involves generating a leading-order configuration by sampling the  $\overline{B}(\Phi_B)$  function (see Sect. 2, Eq. 2.2), which is the NLO differential cross section integrated over the radiative variables,

$$\overline{B}(\Phi_B) = B(\Phi_B) \left[ 1 + \mathcal{V} + \sum_{ab} \int d\Phi_R \frac{\alpha_S}{2\pi} \frac{1}{x} \mathcal{R}_{ab} \hat{\mathcal{L}}_{ab}(x_\oplus, x_\ominus) \right] .\tag{4.1}$$

Here the summation runs over all real emission processes  $a + b \rightarrow n + c$  contributing at NLO. Since the leading-order process is factorized inside the real emission terms  $R_{ab}$ , the  $\overline{B}(\Phi_B)$  distribution can be generated efficiently by just reweighting the leading-order cross section.

The dependency of the  $x$  integration limits on the  $y$  radiative variable, coupled with the definitions of the  $\rho$  and plus distributions, is a significant obstacle to the numerical implementation. We may obtain fixed integration limits by a simple change of variables  $x \rightarrow \tilde{x}$ , where  $\tilde{x}$  is defined through the relation

$$x(\tilde{x}, y) = \bar{x}(y) + \bar{\eta}(y)^2 \tilde{x} , \quad \bar{\eta}(y) = \sqrt{1 - \bar{x}(y)} .\tag{4.2}$$

Care must be taken in implementing these changes of variables in the NLO differential cross section, particularly with regard to the plus and  $\rho$  distributions. When the transformation

is complete only plus distributions remain since, unlike  $x$ ,  $\tilde{x}$  extends over the range  $[0, 1]$  for all  $y$ . Numerical implementation of the  $\overline{B}(\Phi_B)$  distribution requires all plus distributions be replaced by regular functions; due to the change of variables in Eq. 4.2 this is now trivial since all plus distributions are to be integrated over exactly the domains specified in their definition  $0 \leq \tilde{x} \leq 1$ .

After the change of variables, the generation of the  $N$ -body configurations is technically carried out in the same way as in Ref. [32]:  $N$ -body configurations are first generated using the corresponding leading-order **Herwig++** simulation, after which they are reweighted and retained with a probability proportional to the integrand of Eq. 4.1, which is sampled using a VEGAS based algorithm [60].

## 4.2 Generation of the hardest emission

Given an  $N$ -body configuration generated according to  $\overline{B}(\Phi_B)$ , we proceed to generate the largest transverse momentum emission according to the modified Sudakov form factor in Eq. 2.3. The exponent in the modified Sudakov form factor consists of an integral over a sum of different contributions, one for each channel,  $a + b \rightarrow n + c$ , given by

$$W_{ab}(\Phi_R, \Phi_B) = \frac{\hat{R}_{ab}(\Phi_B, \Phi_R)}{B(\Phi_B)} = \frac{\alpha_S}{2\pi} \frac{1}{x} \hat{\mathcal{H}}_{ab} \hat{\mathcal{L}}_{ab}(x_\oplus, x_\ominus), \quad (4.3)$$

where  $\hat{\mathcal{H}}_{ab}$  is equal to  $\mathcal{H}_{ab}$  with the plus and  $\rho$  regularization prescriptions omitted.

Instead of generating the hardest emission in terms of  $\Phi_R = \{x, y\}$  we find it more convenient to make a change of variables to  $\Phi'_R = \{p_T, y_k\}$ , defined in Eq. 3.9. Making this change of variables removes the complicated  $\theta$ -function in Eq. 2.3, replacing it by a lower bound on the integration over  $p_T$ :

$$\Delta_{\hat{R}}(p_T) = \exp \left( - \int_{p_T}^{p_{T\max}} d\Phi_R \sum_{ab} W_{ab}(\Phi_R, \Phi_B) \right), \quad (4.4)$$

where the upper bound,  $p_{T\max}$ , is due to the usual basic phase-space considerations. The distribution of the transformed radiative variables arising from  $\Delta_{\hat{R}}(p_T)$  (Eq. 2.3) is sampled using a *veto algorithm* [61], in precisely the same way as was done in Ref. [32]. If an emission is generated it is reconstructed from the  $p_T$  and  $y_k$  radiative variables according to Eqs. 3.7, 3.8.

When generating the hardest emission we use a factorization scale of the transverse mass of the Higgs boson or off-shell vector boson, in gluon fusion and Higgs-strahlung processes, respectively. In both cases we use the  $p_T$  of the boson as renormalization scale. This is required to correctly treat the small  $p_T$  region where the POWHEG results should agree with the default **Herwig++** parton shower.

## 4.3 Truncated and vetoed parton showers

The **Herwig++** shower algorithm [44, 62] works by evolving downward in a variable related to the angular separation of parton branching products,  $\tilde{q}$ , starting at a scale determined by the colour flow and kinematics of the underlying hard scattering process, and ending at

an infrared cut-off, beneath which further emissions are defined to be *unresolvable*. Each branching is specified by an evolution scale  $\tilde{q}$ , a light-cone momentum fraction,  $z$ , and an azimuthal angle,  $\phi$ . The momenta of all particles forming a shower can be uniquely constructed given the  $\{\tilde{q}, z, \phi\}$  parameters of each branching. Since the showers from each parton in a given process evolve independently, from what are initially on-shell particles, generated according to a matrix element, some reshuffling of these momenta, after the generation of the parton showers, is required to ensure global energy-momentum conservation.

In order to carry out showering of  $N+1$ -body final states associated to the generation of the hardest emission, we treat the  $N+1$  momenta as having arisen from the showering of an  $N$ -body configuration with the **Herwig++** shower. To this end we calculate the branching parameters  $\{\tilde{q}_h, z_h, \phi_h\}$  for which the shower would reconstruct the  $N+1$ -body system from an initial  $N$ -body one. Details of this *inverse reshuffling* calculation were given already in [32]. The POWHEG emission is subsequently regenerated in the course of a single **Herwig++** shower as follows:

1. the shower evolves from the default starting scale to  $\tilde{q}_h$ , with the imposition that any further emissions be flavour conserving and of lower  $p_T$  than that of the hardest emission ( $p_{T_h}$ ), the *truncated shower*;
2. the hardest emission is inserted as a set of branching parameters  $\{\tilde{q}_h, z_h, \phi_h\}$ ;
3. the evolution continues down to the cut-off scale, vetoing any emissions whose transverse momentum exceeds  $p_{T_h}$ , the *vetoed shower*.

Should the hardest emission occur in an area of phase space that the shower cannot populate, *i.e.* the wide angle/high  $p_T$  *dead zone* (Sect. 5.2.1), subsequent emissions will have sufficient resolving power to *see* the widely separated emitters individually. It follows that no truncated shower is then required, since this models coherent, large angle emission from more collimated configurations of partons, and so we proceed directly to the vetoed shower.

## 5. Results

In this section we present predictions from our POWHEG simulations of the  $g + g \rightarrow H$  and  $q + \bar{q} \rightarrow V + H$  processes within the **Herwig++** event generator. By comparing our results to other predictions, based on independent calculations and methods, we aim to validate these realisations of the formalism.

In Sect. 5.1 we seek to check the calculation and implementation of the POWHEG NLO differential cross section and  $\overline{B}(\Phi_B)$  functions, Eqs. 2.1-2.2, we thereby check the NLO accuracy of the calculation and in particular the generation of the Born variables (Sect. 4.1). Technically this is the most delicate part of the simulation, requiring a full calculation and numerical implementation of the NLO differential cross section. We compare our results to the NLO parton level Monte Carlo program MCFM [47] to this end.

In Sect. 5.2 we move to focus on distributions sensitive to the generation of the hardest emission (Sect. 4.2) and the subsequent merging with the shower algorithm. Here we compare our results to three different approaches: the bare angular-ordered parton shower, the

parton shower including *matrix element corrections* and also MC@NLO. While MC@NLO consistently combines NLO calculations with the HERWIG parton shower, matrix element corrections work to adjust the distribution of the hardest emission from the Herwig++ parton shower to be equal to that of the *real part* of the NLO contribution. Matrix element corrections also serve to populate an area of the real emission phase space which the shower cannot ordinarily reach, the so-called *dead-zone*, which we describe fully in Sect. 5.2. Since the effects of the NLO contributions on the normalisation of the results are examined in detail in Sect. 5.1 and, moreover, the predictions from the shower, with and without matrix element corrections, have leading-order normalisations, in Sect. 5.2 we concentrate on the shapes of these distributions.

Note that we use the notation  $\mathcal{O}(\alpha_s^n)$  to denote terms of order  $\alpha_s^n$  *relative* to the leading order contribution.

## 5.1 POWHEG differential cross sections and $\overline{B}(\Phi_B)$

In order to check the calculation of the POWHEG differential cross section and  $\overline{B}(\Phi_B)$  functions, Eqs. 2.1-2.2, total cross sections and differential distributions were compared between our POWHEG implementation and the parton level NLO program MCFM [47]. Since MCFM computes the effects of fixed order (NLO) corrections to the processes in question, these comparisons are performed prior to any showering of the POWHEG NLO configurations by Herwig++.

In carrying out these comparisons both Herwig++ and MCFM were run using the MRST2001 NLO [63] parton distribution set via the LHAPDF interface [64]. A fixed, constant, factorization and renormalization scale of 100 GeV was used, in order to eliminate small variations in the treatment of the running coupling and PDF evolution as a possible source of discrepancy. Also, for this part of the validation, we have assumed the Higgs boson mass to be 115 GeV. In all cases the total cross sections from MCFM and our POWHEG implementation agreed to within 0.5 %.

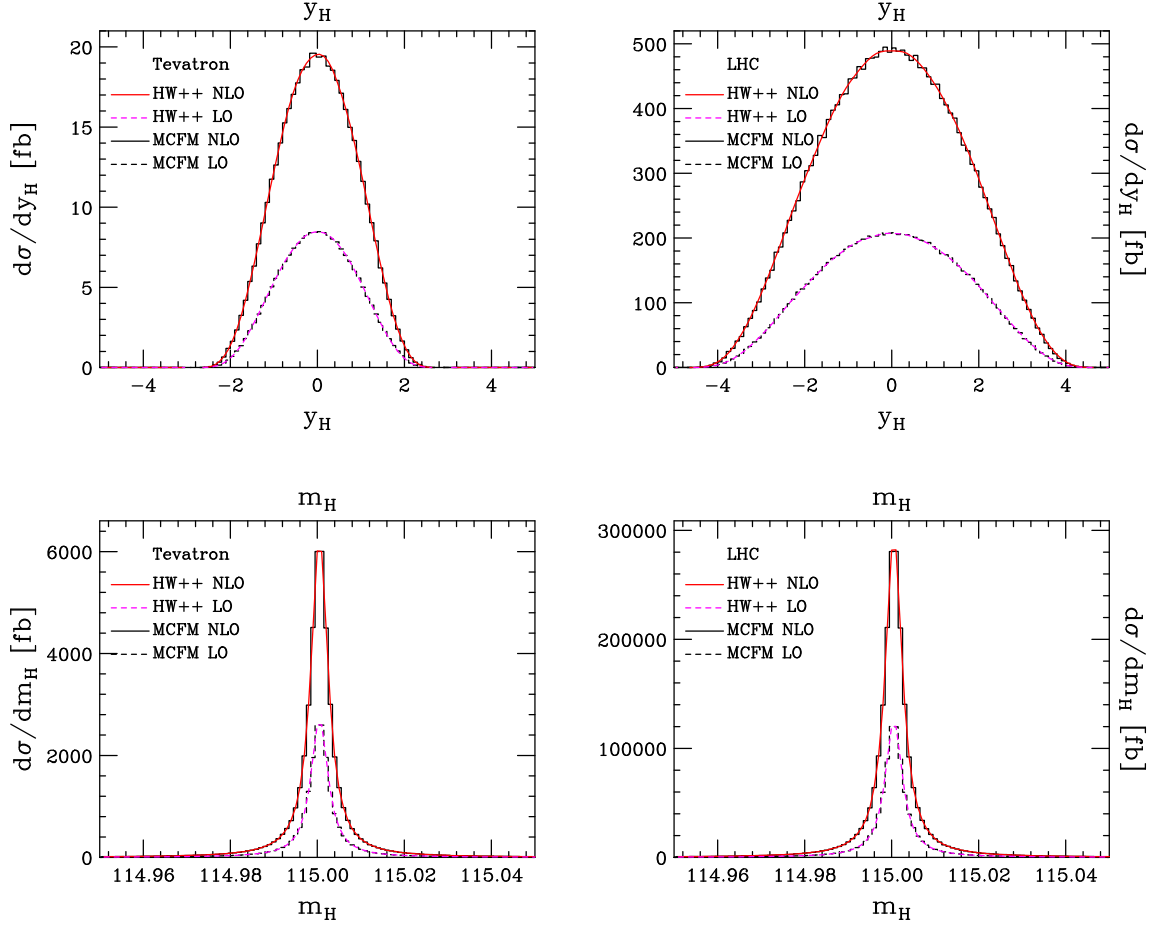
The gluon fusion process is rather simple in view of the fact that the scalar Higgs boson decays isotropically in its rest frame. Consequently the only non-trivial distributions to check are the mass and rapidity of the Higgs boson. These distributions are plotted for the process<sup>4</sup>  $gg \rightarrow H \rightarrow \tau^+\tau^-$  in Fig. 1 and everywhere exhibit a high level of agreement with MCFM.

The Higgs-strahlung process is more involved than the gluon fusion process due to the intermediate particle having spin-1 and due to our re-using the method in our earlier POWHEG work, employing the Kleiss trick [45,46] to generate the NLO corrections independently of the details of the decay of the initially off-shell vector boson. Therefore, to check the correctness of this method, one must look closely at the distributions of the final-state particles, particularly, on account of propagating spin correlation effects, the vector boson and its decay products.

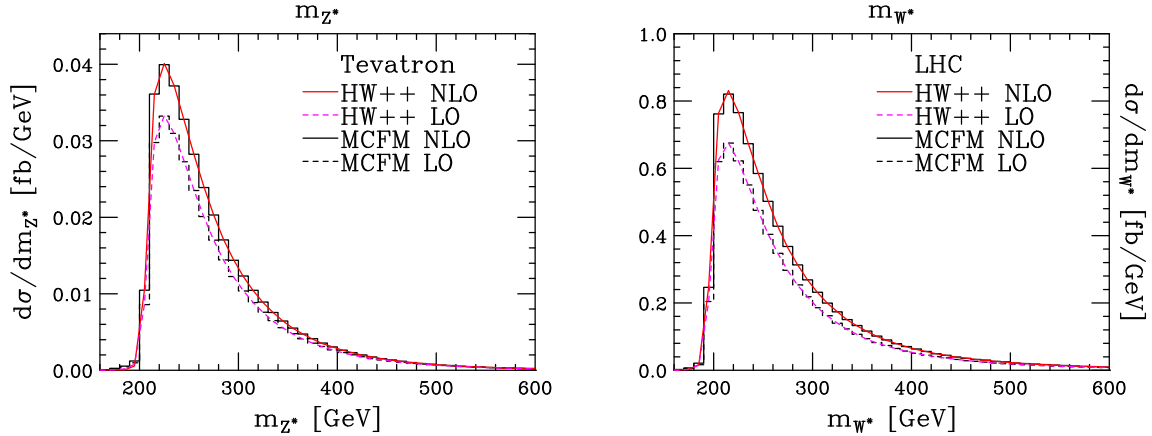
---

<sup>4</sup>MCFM does not implement the  $gg \rightarrow H \rightarrow \gamma\gamma$  process.

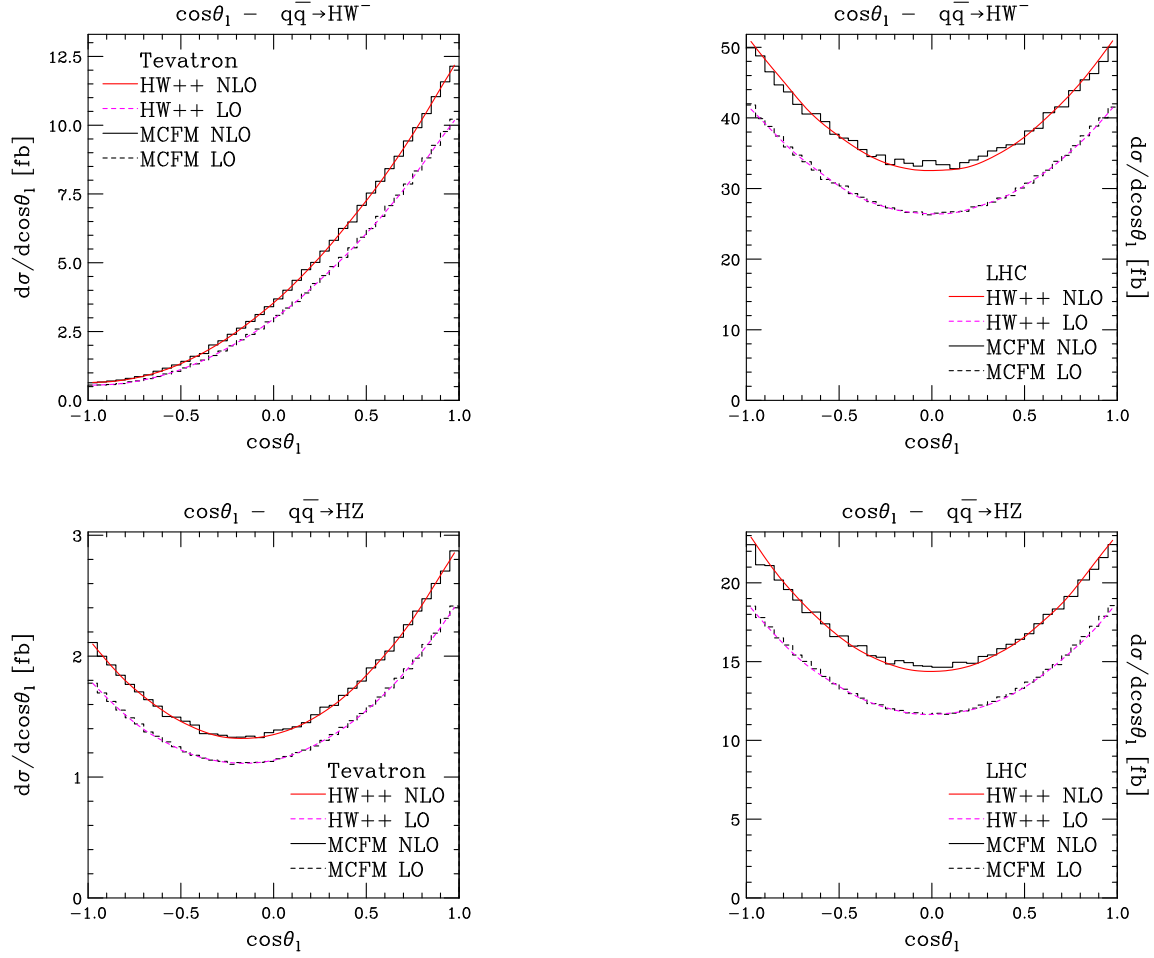




**Figure 1:** Comparisons of the POWHEG implementation in Herwig++ and the NLO parton level code MCFM [47], for the Higgs boson rapidity ( $y_H$ ) and mass ( $m_H$ ) distributions in the process  $gg \rightarrow H \rightarrow \tau^+\tau^-$ . Results on the left are obtained for  $p\bar{p}$  collisions at the Tevatron ( $\sqrt{s} = 1.96$  TeV) while those on the right are for LHC  $pp$  collisions ( $\sqrt{s} = 14$  TeV).

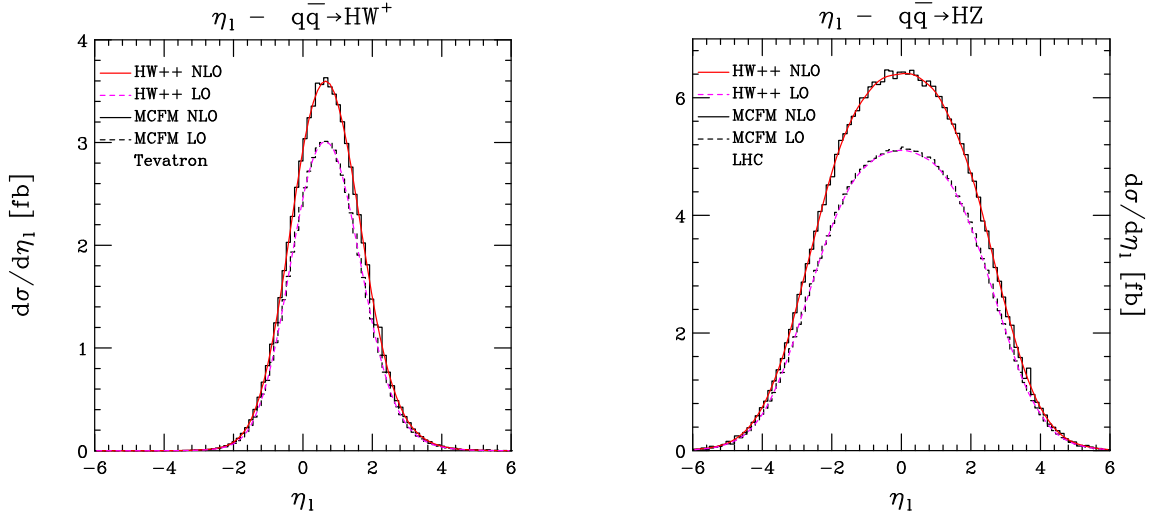


**Figure 2:** Mass of the off-shell virtual vector boson in  $q\bar{q} \rightarrow HZ$  and  $q\bar{q} \rightarrow HW^-$  processes, in the left and right-hand plots respectively. The  $q\bar{q} \rightarrow HZ$  predictions are for 1960 GeV, Tevatron, proton-antiproton collisions, while the  $q\bar{q} \rightarrow HW^-$  predictions are for 14 TeV, LHC, proton-proton collisions. This mass is one of the so-called *Born variables* in the NLO differential cross section (see Sect. 3.1 and Ref. [32]).



**Figure 3:** The polar angle of the electron produced by the vector boson, in its rest frame, in Higgs-strahlung processes. The uppermost plots concern the  $q\bar{q} \rightarrow HW^-$  process and the lower plots relate to the  $q\bar{q} \rightarrow HZ$  process. For each process we have displayed the results obtained at the Tevatron on the left and the LHC on the right. The leading-order (LO) predictions of Herwig++ and MCFM [47] are shown as dashed lines while solid lines represent the corresponding NLO predictions. This is a very important test of the correctness of the Kleiss trick, which we have used to generate the NLO corrections independently of the generation of the LO process [32].

The variety of Higgs-strahlung processes which can be simulated by MCFM is limited, unlike Herwig++, hence we opted to carry out the Higgs-strahlung comparisons using the following processes:  $q\bar{q} \rightarrow HW^+ \rightarrow e^+\nu_e b\bar{b}$ ,  $q\bar{q} \rightarrow HW^- \rightarrow e^-\bar{\nu}_e b\bar{b}$ ,  $q\bar{q} \rightarrow HZ \rightarrow e^+e^- b\bar{b}$ . In Fig. 2 we show the mass of the initial off-shell vector boson, one of the Born variables for this process, for which there is very good agreement between our POWHEG result and that of MCFM. In Figures 2-6, we show a number of distributions with sensitivity to the details of the decay of the vector boson, specifically, the polar angle of the lepton produced by the decaying, resonant, vector boson in its rest frame, the pseudorapidity of the final-state lepton, as well as the rapidity and transverse momentum of the resonant vector boson decaying to leptons. In all cases the agreement between our code and MCFM is very good.



**Figure 4:** The pseudorapidity of the electron produced by the decaying vector boson, in  $q\bar{q} \rightarrow HW^+$  (left) and  $q\bar{q} \rightarrow HZ$  (right) Higgs-strahlung processes, from the POWHEG implementation and also MCFM. As in Fig. 3 the predictions for the Tevatron are given on the left ( $p\bar{p}$ ,  $\sqrt{s} = 1.96$  TeV) and for the LHC on the right ( $pp$ ,  $\sqrt{s} = 14$  TeV). As well as the distribution of the lepton polar angle, this is a critical test of the implementation of the Kleiss trick which factorizes the generation of the LO and NLO calculations [32]. It shows that all spin correlations have been correctly propagated through to the vector boson decay products.

## 5.2 Hardest emission generation and showering

In this section we focus on the distributions most sensitive to the generation of the hardest emission (Sect. 4.2) and any further radiation obtained due to merging with the shower algorithm (Sects. 2, 4.3). In particular we study the  $p_T$  spectra of the Higgs boson in the gluon fusion process and the colourless vector boson plus Higgs boson system in Higgs-strahlung processes. The distributions of the rapidity difference between the leading, highest  $p_T$ , jet and the produced colour neutral systems,  $y_{\text{jet}} - y_H$  and  $y_{\text{jet}} - y_{VH}$ , are given special attention, particularly in view of the differences noted in previous works on the POWHEG formalism, arising between it and MC@NLO [28, 33, 41].

Since we generate the hardest emission directly in terms of  $p_T$  it is clear that the  $p_T$  spectra are a direct test of this part of the work. The relevance of the  $y_{\text{jet}} - y_H$  and  $y_{\text{jet}} - y_{VH}$  distributions to these investigations is not immediately obvious. However, the  $y_{\text{jet}} - y_H$  and  $y_{\text{jet}} - y_{VH}$  variables, for one emission, can be expressed *purely* in terms of the radiative variables  $x$  and  $y$ , they are in fact both equal to  $y_k - y$  as given by Eq. 3.9, hence they are also an ideal probe of the hardest emission generation. In order to gain some physical insight into what this variable really means, we note that in the limit that the angle between the radiated parton and colliding beam partons tends to  $90^\circ$ , in the partonic centre-of-mass frame, Eq. 3.9 approximates to

$$y_k - y = -\frac{2}{1+x} \left( \theta - \frac{\pi}{2} \right), \quad (5.1)$$

where we remind the reader that  $\theta$  is the angle between the emitted parton and the  $p_\oplus$

parton in that frame. Furthermore, from Eq. 3.9 one can see that  $y_k - y$  is maximised when the radiated parton is anticollinear to  $p_\oplus$  and minimised when it is collinear to  $p_\oplus$ . Put simply, the central region of the  $y_k - y$  distribution is populated by wide angle radiation while the tails are due to collinear radiation.

The jets are defined using the longitudinal invariant  $k_T$  algorithm [65] with an angular measure  $\Delta R = \sqrt{\Delta\eta^2 + \Delta\phi^2}$ , where  $\Delta\eta$  and  $\Delta\phi$  are the pseudorapidity and azimuthal angle differences between two particles respectively, and the  $E$  recombination scheme, as implemented in the KtJet package [66].

In studying the Higgs-strahlung process we shall compare our results to three different approaches, namely, the bare angular-ordered parton shower in Herwig++, the Herwig++ parton shower including matrix element corrections and also MC@NLO. In the case of the gluon fusion process we compare to a further fourth prediction which is given by modifying the hard component of the matrix element corrections in Herwig++.

### 5.2.1 The dead zone

In order to better understand the predictions from the Herwig++ shower, with and without matrix element corrections, and also those of MC@NLO, it will help to understand the phase space available for the first emission in the shower approach.

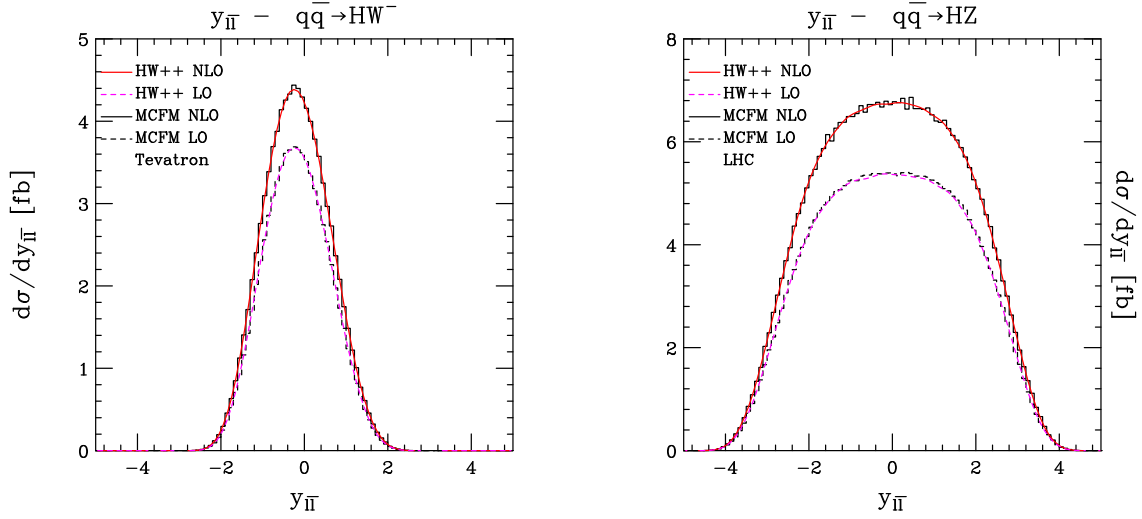
In general, given a leading-order configuration, one must first specify starting scales for each parton to evolve down from. The guiding principle behind the choice of starting scales in the HERWIG and Herwig++ angular-ordered shower algorithms is as follows: given two colour connected *shower progenitor partons*  $a$  and  $b$ , progenitor  $a$  cannot emit any *soft* radiation into the hemisphere defined by the direction of progenitor  $b$ , in the rest frame of  $a$  and  $b$ , and *vice-versa*. This avoids any double counting of the phase space<sup>5</sup>. In other words, the starting scales are fixed by constraining that, in the limit of soft emissions, the two *jet regions*, of the first emission phase space (those which either progenitor can emit into) meet smoothly and do not overlap. If one then plots, in the full phase space, the contours to which these values of the evolution variables correspond to, one finds three regions: a jet region into which progenitor  $a$  can emit, a jet region into which progenitor  $b$  can emit and a further region into which neither can emit, the so-called *dead zone*. We show exactly these phase-space regions for the HERWIG [67, 68] and Herwig++ [44, 62] algorithms in Fig. 7, taking the case of gluon fusion at LHC energies as an example.

At this point we wish to remind the reader that in the distributions of  $y_{\text{jet}} - y_{\text{H}}$  and  $y_{\text{jet}} - y_{\text{HV}}$  which follow, the region around zero corresponds to the emission of the jet at right angles to the colliding partons in the partonic centre of mass frame (Eq. 5.1). This in turn corresponds to the region either side of the line  $y = 0$  in the phase map shown in Fig. 7, along which the volume of the dead zone is *maximised*.

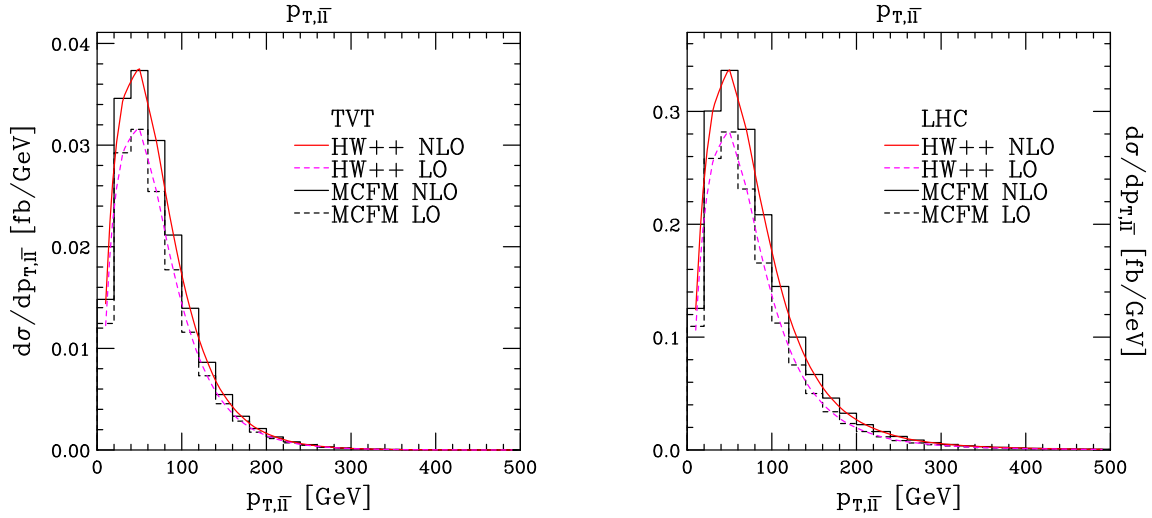
In Fig. 8 we superimpose, on the  $x, y$  phase-space map of the gluon fusion process, four contours corresponding to constant values of  $p_T$ : 10 GeV, 40 GeV, 80 GeV and  $m_{\text{H}}$ . This was done for the three scenarios which we study using the Monte Carlo predictions,

---

<sup>5</sup>In practice, in the case of HERWIG, there is a small amount of overlap in the phase space allotted to each shower progenitor, although the algorithm later corrects for this by a vetoing procedure.

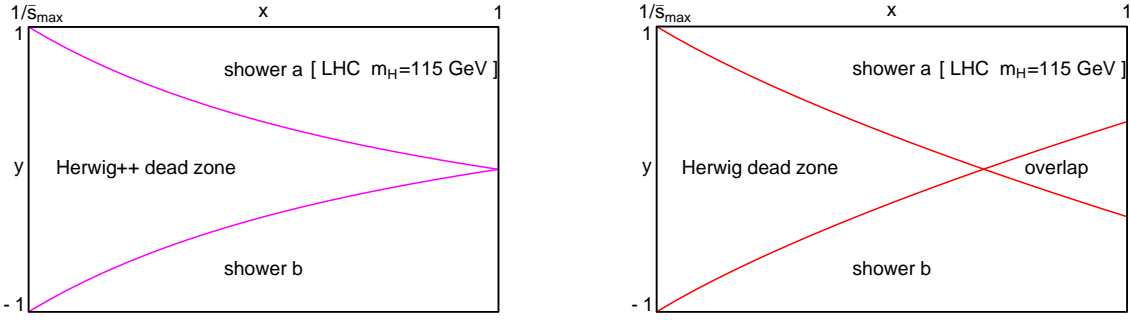


**Figure 5:** The rapidity distributions of the resonant vector boson in the Higgs-strahlung processes, obtained with MCFM and the Herwig++ POWHEG implementation. The left-hand plot was obtained considering the  $q\bar{q} \rightarrow HW^-$  process while the right-hand plot relates to the  $q\bar{q} \rightarrow HZ$  process. As with the previous figures, on the left-hand side we show predictions for the Tevatron and, on the right, predictions for the LHC. This is another fundamental test of the functioning of the Kleiss trick, since, in using this trick, the generation of the radiative variables is *completely* independent of the generation of the decay of the *virtual vector boson viz.* the Higgs boson and the resonant vector boson.



**Figure 6:** The transverse momentum of the Z boson in Higgs-strahlung events at the Tevatron, compared to MCFM. On the right hand side we show an analogous comparison for the LHC. This distribution is a further confirmation that the Kleiss trick is working correctly, since it is sensitive to the details of the final state and not simply the production of the initial off-shell vector boson.

specifically, a Higgs boson mass of 160 GeV at Tevatron energies (1960 GeV), a Higgs boson mass of 115 at LHC energies (14 TeV) and finally a Higgs boson mass of 300 GeV, also at



**Figure 7:** The *full* radiative phase space is given by the black rectangle in the  $x, y$  plane, bounding the plots on the right. The minimum kinematically allowed value of  $x$  is shown as  $1/\bar{s}_{max} = p^2/s$ . The region into which two colour connected partons  $a$  and  $b$  cannot emit radiation, according to the Herwig++ and HERWIG shower algorithms, is marked ‘dead zone’ on the left- and right-hand plots respectively. In both algorithms, radiation into this dead zone is only possible with the help of a *hard matrix element correction*. Unlike Herwig++, in the case of the HERWIG algorithm there is a region of phase space which is double counted by the showering from  $a$  and  $b$  marked ‘overlap’; this double counting is ultimately corrected for by a veto procedure. These plots correspond specifically to the case of a 115 GeV Higgs boson being produced via the gluon fusion process at LHC energies, although their form does not change significantly for the other processes we consider.

LHC energies. In doing this we see that restricting the phase space to regions with higher and higher  $p_T$  leads to the expected result, namely, that the dead zone begins to fill the allowed region.

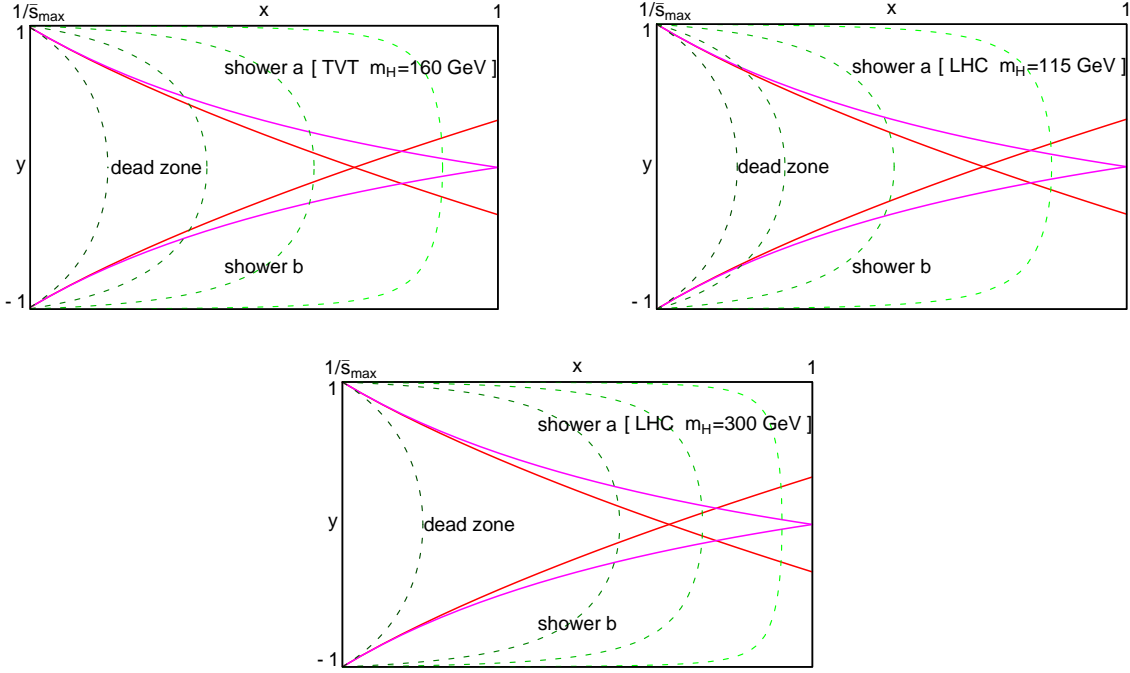
For the three scenarios we consider, Fig.8 shows that a cut of  $p_T > 80$  GeV already leads to a great reduction in the area of phase space populated by the shower, while for  $p_T > m_H$  the allowed region is fully contained within the dead zone. Similar plots are obtained for the Higgs-strahlung process by simply replacing the Higgs boson mass used in the calculation of the gluon fusion phase space, by the typical mass of the colourless vector boson plus Higgs boson system (Fig.2 shows this to be in the range 200-300 GeV). The maps in Figs. 7 and 8 are key to a good understanding of the results in Sects.5.2.2, 5.2.3.

As noted earlier, the dead zone of phase space, into which the shower cannot emit, can be filled with the aid of a hard matrix element correction. This involves populating that region according to the single real emission matrix element squared [44,69]. In principle this is a simple procedure, since the dead zone does not run into any singular regions of phase space<sup>6</sup>: given an underlying  $N$ -body configuration one selects whether an emission into the dead zone occurs according to the conditional probability,

$$\mathcal{P}_{\text{dead}}^{\text{HW}}(\Phi_B) = 1 - \exp \left[ - \int_{\text{dead}} d\Phi_R \frac{\hat{R}(\Phi_B, \Phi_R)}{B(\Phi_B)} \right], \quad (5.2)$$

and, if an emission is to be generated, it is distributed according to the single real emission matrix element squared including PDFs ( $R(\Phi_B, \Phi_R)$ ). Neglecting terms beyond NLO ac-

<sup>6</sup> Although the ‘throat’ of the dead zone in Herwig++ touches the soft boundary, it does so only in a vanishing region of the dead zone phase space, which is anyway cut off by the gluon mass regulator used in the shower.



**Figure 8:** Radiative phase space in the  $x, y$  plane, as in Fig. 7 but with contours corresponding to constant values of  $p_T$  superimposed in green, from lightest to darkest (right to left) respectively these are,  $p_T = 10$  GeV,  $p_T = 40$  GeV,  $p_T = 80$  GeV and  $p_T = m_H$ . The region into which the two shower progenitors cannot emit radiation is again marked ‘dead zone’; for HERWIG this area is bounded in red while for Herwig++ it lies between the magenta lines. The three plots correspond to the three scenarios under study in the remainder of the paper: a Higgs boson of mass 160 GeV at the Tevatron, a Higgs boson of mass of 115 GeV at the LHC, and a Higgs boson of mass 300 GeV also at the LHC. The area with emissions  $p_T > m_H$  is entirely within the dead zone in all scenarios.

curacy,  $\mathcal{P}_{\text{dead}}^{\text{HW}}(\Phi_B)$ , integrated over the Born variables, gives the fraction of the NLO cross section which the dead zone would contribute.

In all cases the hard matrix element correction is accompanied by a soft matrix element correction, which corrects the distribution of the hardest emission in the parton shower regions so that it is also given by  $R(\Phi_B, \Phi_R)$ . The combination of the soft and hard matrix element corrections ensures that, to  $\mathcal{O}(\alpha_S)$ , the distribution of real radiation is exactly matched either side of the dead zone boundaries, *i.e.* any sensitivity on the position of the dead zone boundary will be at the level of  $\mathcal{O}(\alpha_S^2)$  terms, which should not be logarithmically enhanced since the boundary is predominantly in the high  $p_T$  region.

The same exact matching at  $\mathcal{O}(\alpha_S)$  is true in the MC@NLO program, which feeds events to the HERWIG parton shower. In this case the generation of the first emission is done according to the full NLO differential cross section with additional, resummed, higher order corrections entering in the shower regions of the phase space. Sensitivity to the dead zone boundary is present in the NLO calculation through the shower subtraction terms, which are required to avoid double counting of the NLO contributions through the subsequent showering with HERWIG. Ultimately, in MC@NLO, one has that the emission

rate in the shower regions is given by the resummed rate in the shower’s Sudakov form factor, corrected at  $\mathcal{O}(\alpha_S)$ , while in the dead zone it is related to the fraction which that area contributes to the total NLO cross section. This is much like the case of the matrix element correction procedure and, as with that method, any mis-match between the shower region and the dead zone should therefore again relate to unenhanced  $\mathcal{O}(\alpha_S^2)$  terms. We stress that, unlike the matrix element correction method, the MC@NLO program includes also exact NLO virtual corrections to the process in the event generation process, giving full NLO accuracy. However, as we now wish to focus on the shapes of the distributions sensitive to the effects of real radiation, neglecting the overall normalisation, differences arising from virtual corrections only enter the results through terms beyond NLO accuracy. This last point is addressed further at the beginning of Sect. 5.2.2.

As we have already described in Sects. 2 and 4, the POWHEG method generates the hardest emission completely independently of the detailed workings of the shower, it may be considered as being a  $p_T$  ordered shower in its own right, albeit for a single emission. Unlike the other methods, POWHEG therefore has no dependence whatsoever on the dead zone boundary and the way in which it generates the hardest emission generation is the same throughout the whole phase space.

### 5.2.2 Gluon fusion

In this subsection we compare our POWHEG simulation against predictions from the bare angular-ordered parton shower in Herwig++, the Herwig++ parton shower including matrix element corrections and MC@NLO. We also compare against a further prediction from the matrix element correction (MEC) procedure, in which we decrease the rate of emission into the dead zone by unenhanced terms of  $\mathcal{O}(\alpha_S^2)$ , by changing the denominator in  $\mathcal{P}_{\text{dead}}^{\text{HW}}(\Phi_B)$  from  $B(\Phi_B)$  to  $\overline{B}(\Phi_B)$ :

$$\mathcal{P}_{\text{dead}}^{\text{HW}}(\Phi_B) \rightarrow \mathcal{P}_{\text{dead}}^{\text{NLO}}(\Phi_B) = \int_{\text{dead}} d\Phi_R \frac{\hat{R}(\Phi_B, \Phi_R)}{\overline{B}(\Phi_B)}. \quad (5.3)$$

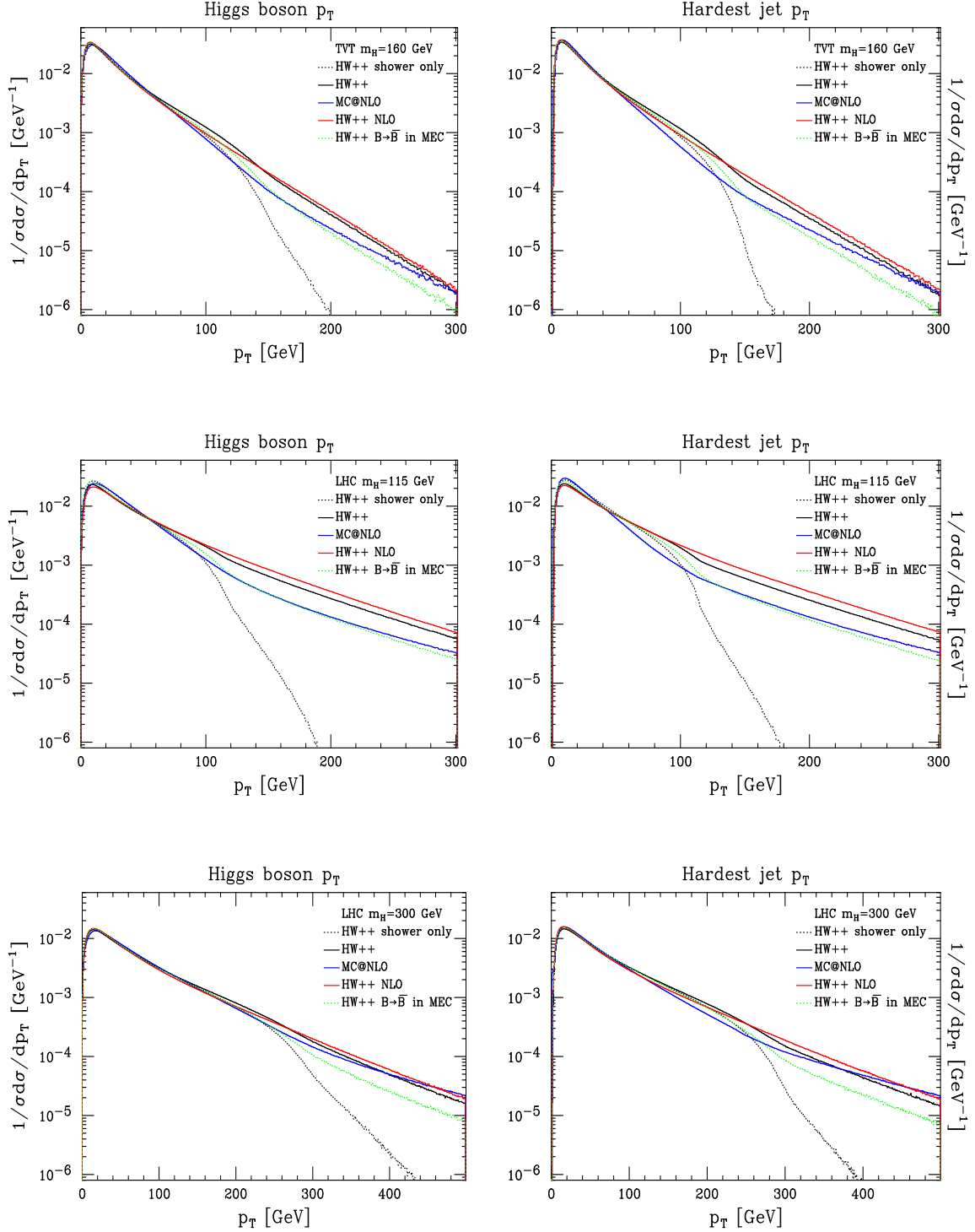
Whereas integrating  $\mathcal{P}_{\text{dead}}^{\text{HW}}(\Phi_B)$  over the Born variables gives the fraction of the NLO cross section contributed by the dead zone neglecting higher order terms, performing the same integral with  $\mathcal{P}_{\text{dead}}^{\text{NLO}}(\Phi_B)$  gives this fraction *exactly*<sup>7</sup>. Although it should be obvious to the reader that this is technically only an alteration at the level of terms beyond NLO accuracy, we do not wish to give the impression that it is *a priori* a small change, at least not for the gluon fusion process (recall Fig. 1). We expect that this alteration should mean that the modified MEC predictions should reproduce well the rate at which MC@NLO emits radiation into the dead zone.

In figure 9 we show the  $p_T$  spectrum of the Higgs boson and also that of the hardest jet. One can see that the  $p_T$  spectra at the Tevatron are less hard than those obtained at the LHC, as one would expect given the greater centre-of-mass energies of the latter. One also expects that, at the LHC, the larger mass of a 300 GeV Higgs boson would automatically give rise to it having a harder spectrum than that of a 115 GeV Higgs boson, this is indeed the case for all five Monte Carlo predictions.

---

<sup>7</sup>For this reason we choose to distinguish the modified probability by the superscript NLO.





**Figure 9:** Transverse momentum spectra for the Higgs boson and the leading, highest  $p_T$ , jet, obtained using Herwig++ with matrix element corrections (black), Herwig++ without matrix element corrections, *i.e.* the uncorrected parton shower (dotted), MC@NLO (blue) and our POWHEG simulation inside Herwig++ (red). The green curve is obtained by modifying the hard component of the matrix element corrections, to decrease the amount of radiation produced in the associated high  $p_T$ , wide-angle, dead-zone, by terms beyond next-to-leading-order accuracy. This modification is discussed further in Sect. 5.3.

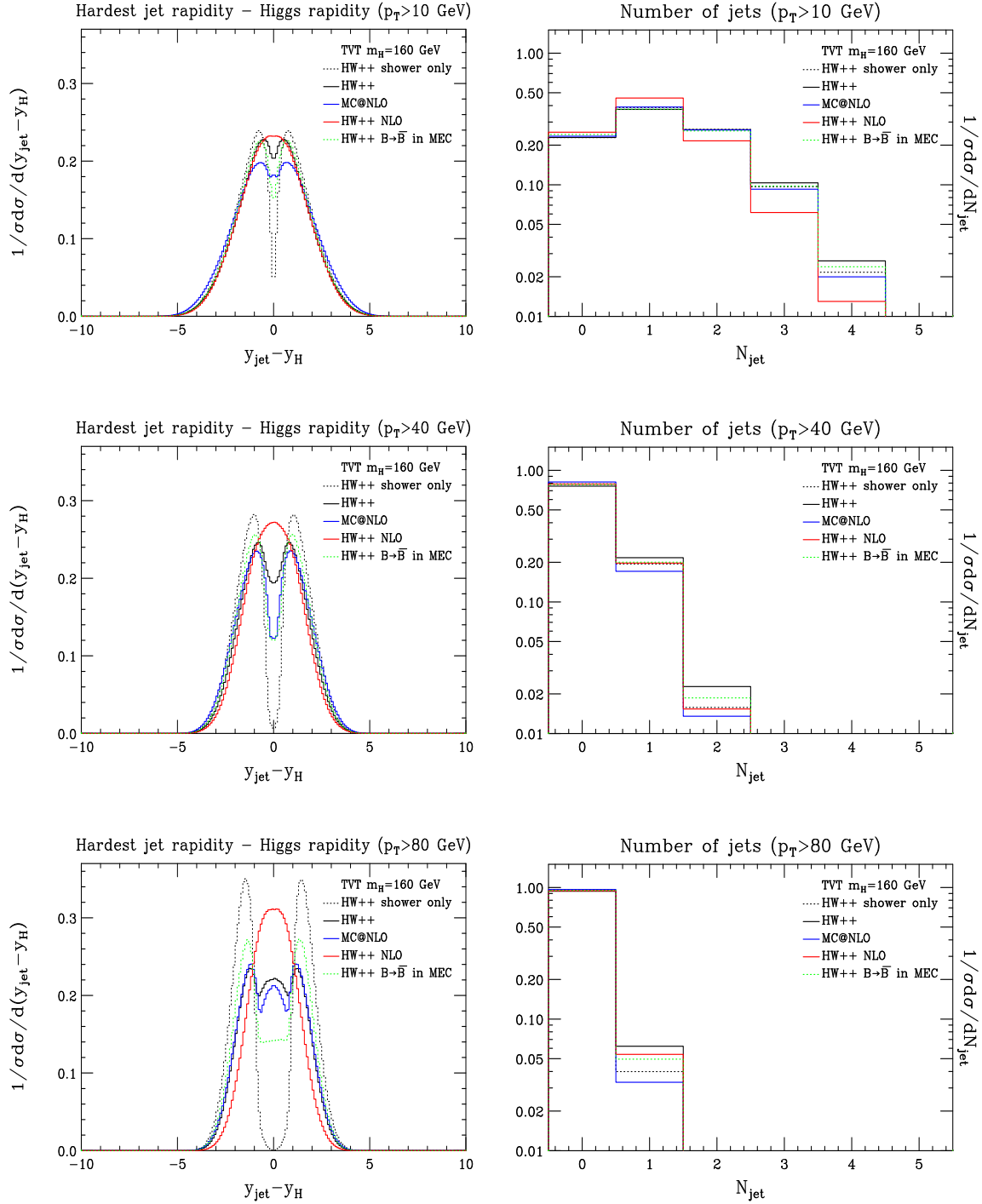
In each of our three phenomenological scenarios we see that the behaviour of the different simulations is more-or-less the same with respect to one another. The effect of the radiation dead zone is very clear as a sharp *knee* in the spectra from the uncorrected **Herwig++** parton shower (black dotted lines), as the transverse momentum approaches the Higgs boson mass. Only the effects of multiple emission mean that this is not an abrupt cut off (Fig. 8). As predicted, turning on the MECs and hence filling the dead zone in **Herwig++**, leads to a spectrum in much better agreement with all of the other methods (black lines). A very slight kink is still visible in this default MEC prediction, which we already forecast in Sect. 5.2.1 as a mis-match, at  $\mathcal{O}(\alpha_S^2)$ , across the dead zone boundary.

The modified MEC (green dotted lines) shows a similar trend with respect to the uncorrected parton shower prediction, although it comes as no surprise that it has a softer spectrum than the regular MEC, simply because the rate of emission into the dead zone is reduced by an amount approximately given by the NLO K-factor *cf.* Eqs. 5.2, 5.3. From our earlier investigations concerning the dead zone one should expect that the difference in the emission rates in Eqs. 5.2 and 5.3 directly manifests itself as the same relative difference in the upper values of the  $p_T$  spectra of the Higgs boson and the leading jet. This is indeed seen to be the case in Fig. 9, where the unmodified MEC prediction is around a factor of two higher than the modified one on the right-hand side of each plot.

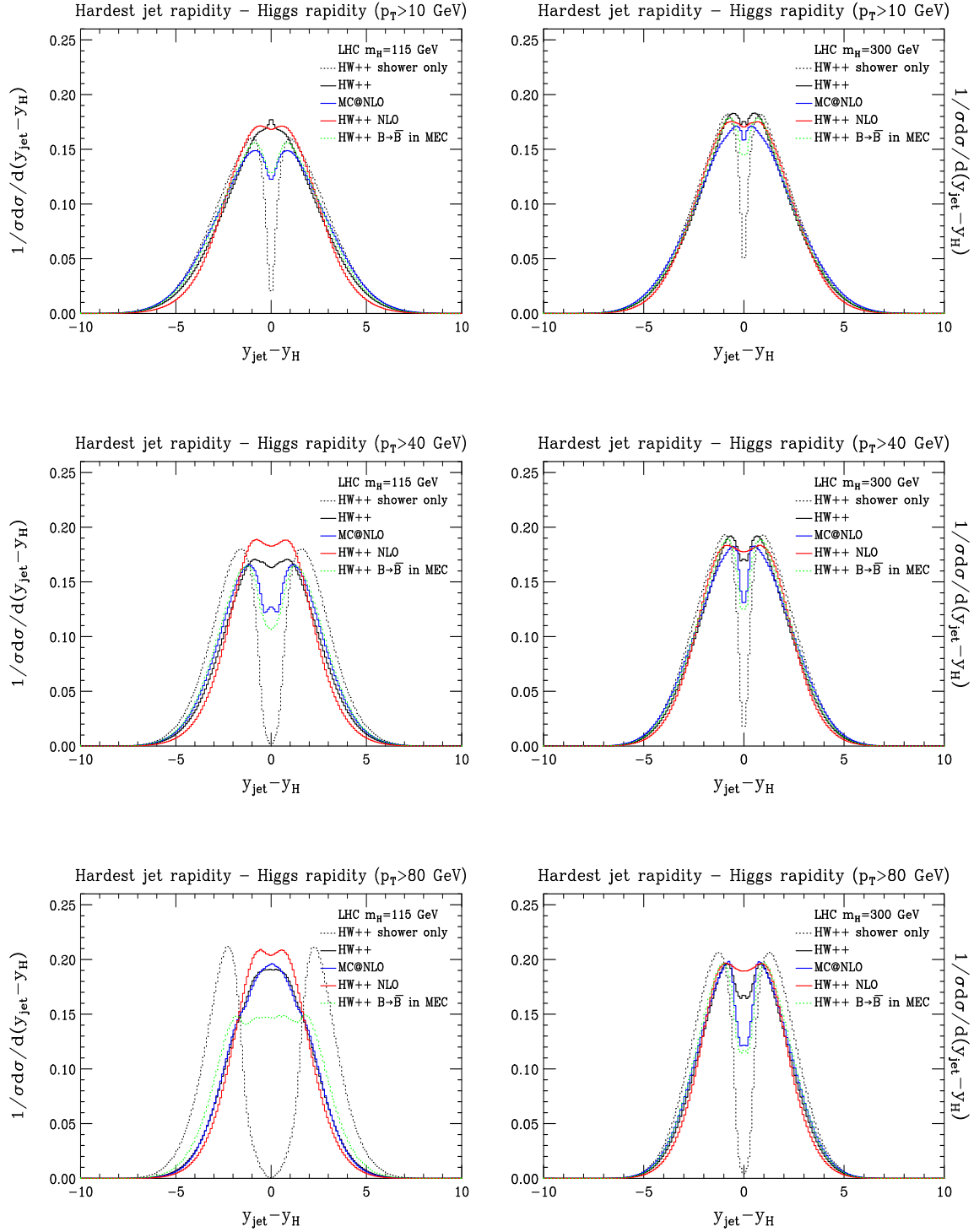
In all cases the **Herwig++** NLO POWHEG prediction (red lines) is seen to be in very close agreement with the predictions obtained using the normal MEC procedure (black lines). As we shall discuss more in Sect. 5.3, we attribute this to the fact that the emission rates for the MEC method and the POWHEG implementation can be expected to converge to the same value at high  $p_T$ .

The MC@NLO  $p_T$  spectra are in general somewhat softer than those of the MEC procedure and POWHEG NLO prediction, they tend to lie between the prediction obtained using the modified MEC (green dotted lines) and the **Herwig++** POWHEG/default MEC lines. Good agreement between the MC@NLO and modified MEC predictions can be seen for the case of a 115 GeV Higgs boson at the LHC, similarly, the agreement in the case of the Tevatron is good below 200 GeV, however, for a 300 GeV Higgs boson at the LHC the agreement is not as good as hoped beyond  $p_T \simeq m_H$ . We suggest that these discrepancies arise from presence of an improvement introduced between versions 3.2 and 3.3 of MC@NLO, with the aim of improving the description of the Higgs boson  $p_T$  spectrum [22].

In figures 10 and 11 we show the distribution of the rapidity difference between the leading jet and the Higgs boson, for increasingly hard cuts on the  $p_T$  of the jet. Starting again with the bare parton shower prediction (black dotted lines), for each scenario and each value of the  $p_T$  cut on the leading jet, the structure is broadly the same, the distribution rises from the tails at either side of the plot into a hump before falling again into a very deep dip in the centre, at  $y_{\text{jet}} - y_H = 0$ .



**Figure 10:** In the left hand column we show distributions of the difference in rapidity between the leading jet and a Higgs boson of mass 160 GeV at the Tevatron, for increasing cuts on the  $p_T$  of the leading jet. For a single emission, in the region close to zero, this variable is proportional to the angle between the emitted parton and the transverse direction in the partonic centre-of-mass frame (Eq. 5.1). In the right hand column we show the corresponding jet multiplicity distributions. The black and dotted lines show the predictions obtained using *Herwig++* with and without matrix element corrections, respectively. The blue line shows the prediction from *MC@NLO* and the red line is that of our *POWHEG* simulation in *Herwig++*. The green line is obtained using a modified version of the hard matrix element correction, effectively decreasing the amount of radiation that this method produces in the high  $p_T$ , dead zone, by terms beyond NLO accuracy (see Sect. 5.3).



**Figure 11:** Distributions of the difference in rapidity between the leading jet and the Higgs boson in the gluon fusion process at the LHC, for increasing cuts on the  $p_T$  of the leading jet. The series of plots on the left hand side are obtained for a Higgs boson of mass 115 GeV, while those on the right correspond to a Higgs boson of mass 300 GeV. The colour assignment of the various predictions is described inset, it is the same as for earlier Tevatron predictions in Fig 10.

These *volcano* formations are a direct manifestation of the radiation dead zone; the volume of the dead zone is maximised along the direction corresponding to wide angle radiation in the partonic centre-of-mass frame,  $y \approx 0$ ,  $\theta \approx \frac{\pi}{2}$  (Sect. 5.2.1, Figs. 7, 8) and the  $y_{\text{jet}} - y_{\text{H}}$  variable is proportional to  $\theta - \frac{\pi}{2}$  (Sect. 5.2, Eq. 5.1). The only thing which may then be slightly surprising is that the distribution does not in fact go exactly to zero at  $y_{\text{jet}} - y_{\text{H}} = 0$ , this is simply due to the effects of multiple emissions (the phase space in Figs. 7 and 8 is only exact for the case of a single emission).

Looking in more detail at the structure of the uncorrected **Herwig++** predictions, we see that the throat in each of volcano distributions widens as the  $p_T$  cut on the hardest jet is increased. This broadening occurs because the dead zone accounts for *proportionally* more and more of the smaller/less wide angle regions of the phase space as the  $p_T$  increases. This trend of the broadening throat with the hardening of the  $p_T$  cut is therefore visible in each of the three scenarios we consider and it will come as no surprise that the same occurs for the Higgs-strahlung process.

The hard matrix element correction begins to fill in the central throat region by emitting wide angle radiation into the dead zone. Nevertheless, both the modified and unmodified MEC results carry some residual sensitivity to the dead zone boundary, as evidenced by their inheritance of dips in the central region, dips which follow the same trend as that set by the uncorrected parton shower, to broaden and deepen as the  $p_T$  cut on the hardest jet is increased. We attribute this dip behaviour as being almost entirely due to the mis-match in the emission rate across the dead zone boundary, which occurs for terms beyond NLO accuracy, as discussed in Sect. 5.2.1. This conclusion may not appear to hold for the 115 GeV Higgs boson when the  $p_T$  cut on the jet reaches 80 GeV. However, in this plot, the absence of a dip actually reinforces our assertion, as can be seen by consulting the 80 GeV  $p_T$  contour in the corresponding phase-space map; this contour shows that the allowed region for emissions is almost identically in the dead zone, so any matching across the dead zone boundary and, conversely, any mis-matching, is extremely limited in this special case.

Having understood how the dead zone is manifest in the rapidity difference plots, the differences observed between the modified and unmodified MEC methods are rather unremarkable: since the emission rate of the modified MEC into the dead zone is reduced by around a factor of two with respect to the unmodified correction, the former emits more wide angle radiation and so populates the central region of the  $y_{\text{jet}} - y_{\text{H}}$  to a greater extent.

Although the **HERWIG** program has a slightly different phase-space coverage for its parton showers (Figs. 7, 8), they are apparently not so different, particularly away from the soft region. Considering the region of the phase space allowed by just a 10 GeV  $p_T$  cut (Fig. 8) it is already clear that the coverage by **HERWIG** and **Herwig++** is really very similar and that it is basically identical by the time the cut reaches 80 GeV. The predictions of the uncorrected **HERWIG** shower, which showers the positive and negative unit weight events fed to it from **MC@NLO**, will then be very similar to those shown here for **Herwig++**, in particular, the volcano structures in the  $y_{\text{jet}} - y_{\text{H}}$  distributions. This being the case, it is understandable that the **MC@NLO** distributions (blue lines) also exhibit dips in the central region, and that the behaviour of these dips with the varying  $p_T$  cut follows that of the MEC method; we also note that a number of these results are markedly similar to those

obtained using the modified MEC.

Before discussing the POWHEG results we reiterate that this method is wholly independent of the details of the partitioning of phase space in the shower algorithms, it generates the NLO emission effectively as a self contained  $p_T$  ordered parton shower, albeit with NLO accuracy, and thereby circumvents such issues. Hence, the appearance of a slight dip in the distributions of  $y_{\text{jet}} - y_H$  cannot be explained in the same way as those seen in the predictions of the Herwig++ shower, with or without the MECs, nor those of MC@NLO. The central dip appearing in the POWHEG results alters the height of these distributions, in all cases, by less than 5%, it is therefore characteristic of the uncertainties typical of NNLO calculations, and is many times smaller than those seen in the other predictions. Given the smallness of the effect, its absence in the Tevatron distributions, and also the fact that it exhibits no discernible response to the changing  $p_T$  cut, we cannot comment on its origin.

Finally we note that only the POWHEG predictions clearly exhibit the expected physical behaviour on increasing the  $p_T$  cut: that the  $y_{\text{jet}} - y_H$  distribution should become *squeezed* toward the central region, as the phase space available for small angle emissions, which populate the tails, becomes reduced relative to the phase space available for wide angle emissions. This trend is somewhat obscured in the distributions predicted by the other methods.

At this point we do not wish to give the impression that the dips exhibited by the MEC and MC@NLO predictions are incorrect. It is our contention, however, that these predictions can be consistently explained by ascribing the origin of the dips to a mis-match at  $\mathcal{O}(\alpha_S^2)$  in the emission rates either side of the dead zone boundary. Although the dead zone boundary is an unphysical partition in the phase space, we stress that the mis-match involves terms beyond the stated accuracy of either method. Looking ahead, beyond NLO accuracy, it should then be the case that the MEC and MC@NLO approaches fail to approximate any higher order terms, while the POWHEG method, being independent of any kind of artificial phase space partitioning, should fare much better.

In figure 10 we also show jet multiplicity distributions associated to each of the Tevatron  $y_{\text{jet}} - y_H$  plots. As expected, these plots show, in all cases, that the jet multiplicity distribution decreases rapidly as the  $p_T$  cut on the leading jet is increased, with only  $\sim 5\%$  of events containing a jet once the cut reaches 80 GeV. In the case of the soft  $p_T$  cut ( $p_T > 10$  GeV) one can see that the POWHEG approach predicts events with lower multiplicity than the other methods (which broadly agree with one another).

### 5.2.3 Higgs-strahlung

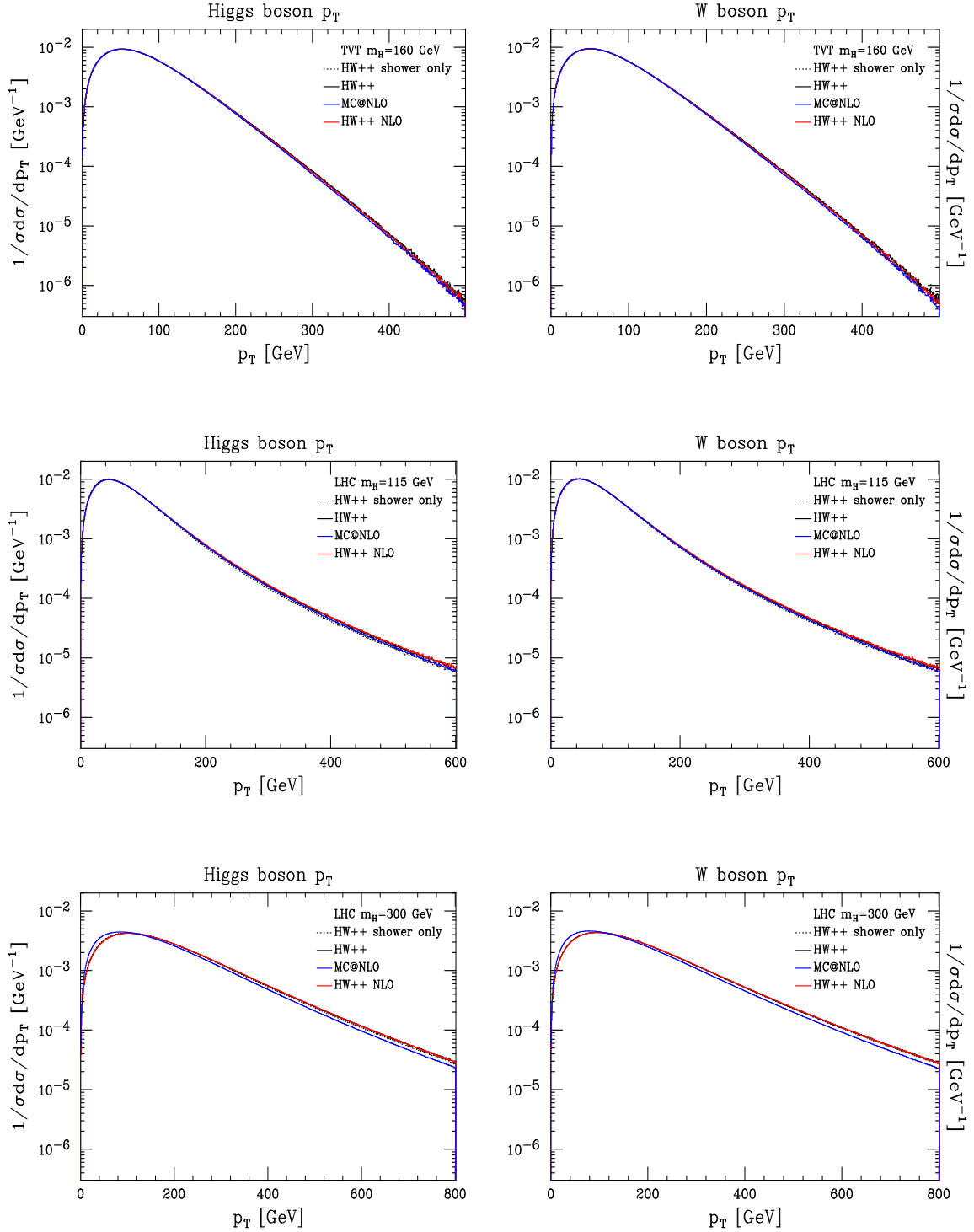
In figure 12 we compare the transverse momentum spectra of the Higgs boson and  $W$  boson assuming a 160 GeV Higgs boson mass at the Tevatron and Higgs boson masses of 115 GeV and 300 GeV at the LHC. In each case we compare the results obtained using the uncorrected Herwig++ parton shower, the parton shower with MECs, MC@NLO and our POWHEG implementation. All four approaches agree remarkably well. The fact that the uncorrected, leading-order, parton shower prediction agrees so well with the other methods, which include at least the NLO real emission corrections, indicates that these distributions

are rather insensitive to the emission of additional radiation, therefore one should not expect to see differences among the more sophisticated approaches.

On the right of figure 13 we show the rapidity of the leading jet in  $q\bar{q} \rightarrow ZH$  events. These rapidity distributions are concentrated more in the central region in the case of the Tevatron than the LHC. This behaviour can be inferred from the fact that there is more phase space available for extra radiation at LHC energies. The same line of reasoning also explains why the rapidity distribution in the case of the 300 GeV Higgs boson at the LHC is also more central than that of the 115 GeV Higgs boson. There is a tendency in all of the plots for the MC@NLO distributions to contain more events in the tails, conversely, the POWHEG results show more jets produced in the central region. The predictions from the uncorrected parton shower and the parton shower with a MEC lie between those of MC@NLO and POWHEG, with the former being slightly closer to MC@NLO and the latter closer to POWHEG.

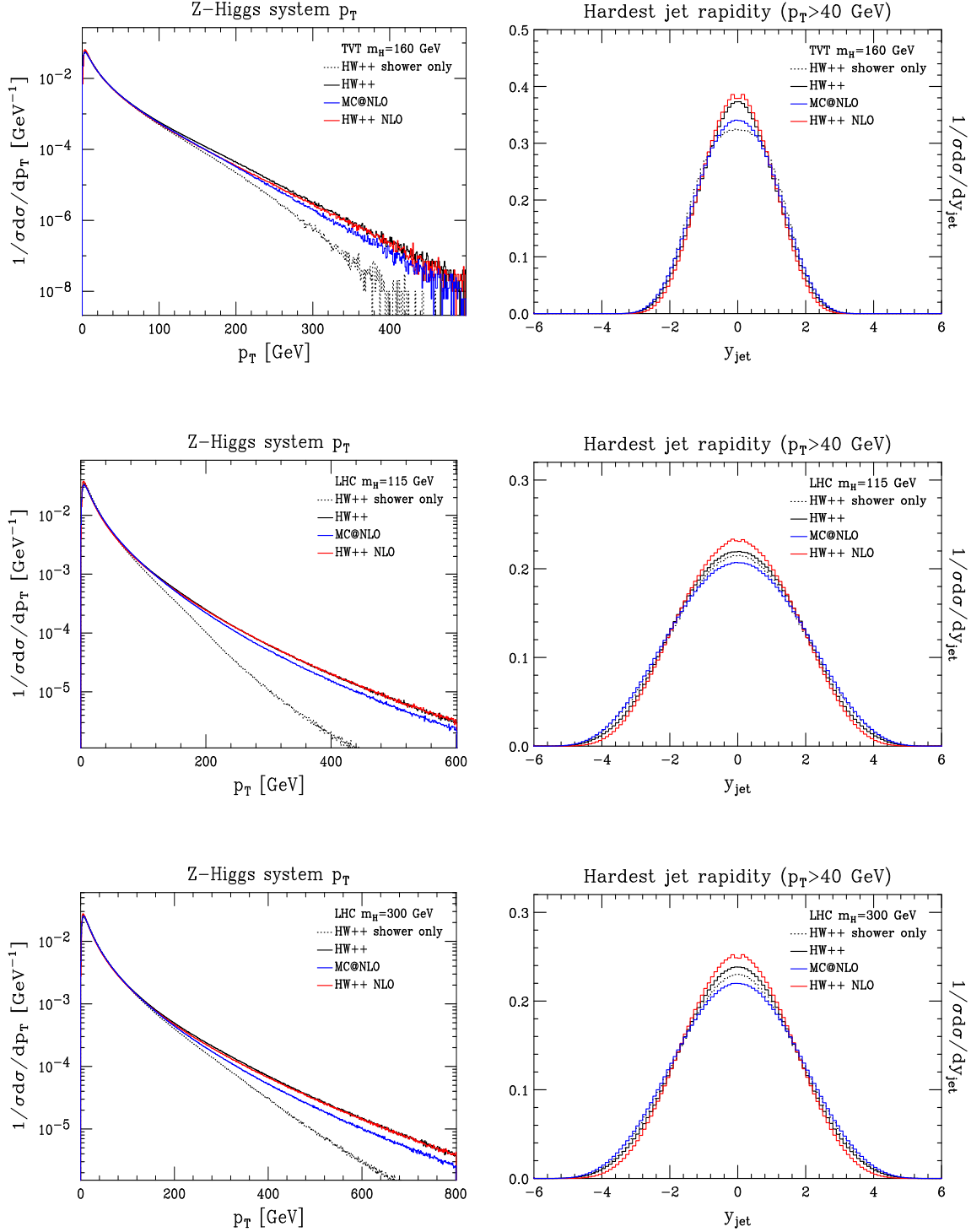
The plots on the left of figure 13 are a more interesting test of our methods, they show the transverse momentum of the colourless  $Z$ -Higgs boson system and also the rapidity of the hardest jet in the same  $q\bar{q} \rightarrow ZH$  events. The  $p_T$  of the vector boson plus Higgs boson system is generated directly by the Higgs-strahlung POWHEG simulation. As in the case of the gluon fusion process we see that the POWHEG results and those of the parton shower including matrix element corrections are essentially the same, and that both are harder than the corresponding MC@NLO prediction. However, the degree by which the latter predictions are above those of MC@NLO is significantly reduced with respect to that seen in the gluon fusion case. We again attribute this to the relative differences in the rate of emission into the dead zone, in the MEC method this occurs with probability  $\mathcal{P}_{\text{dead}}^{\text{HW}}(\Phi_B)$  (Eq. 5.2) while in MC@NLO the analogous probability will be essentially given by the fraction which the dead zone contributes to the total NLO cross section *i.e.*  $\mathcal{P}_{\text{dead}}^{\text{NLO}}(\Phi_B)$  (Eq. 5.3). Since the denominators in these emission probabilities differ by an amount of order the NLO K-factor the differences arising in the gluon fusion case should be large whereas they should be small in the Higgs-strahlung case. It is difficult to see it clearly at the upper end of these Higgs-strahlung  $p_T$  spectra but the MC@NLO result is below that of POWHEG and the MEC methods by roughly 30%, which is compatible with the enhancement due to the NLO corrections seen in the comparisons with MCFM in *e.g.* Fig. 2.

In figures 14 and 15 we show distributions of the rapidity differences  $y_{\text{jet}} - y_{ZH}$  and  $y_{\text{jet}} - y_{WH}$ , for the  $q\bar{q} \rightarrow WH$  and  $q\bar{q} \rightarrow ZH$  processes, at the Tevatron and LHC respectively. These plots display the same features and trends as seen in the gluon fusion case. As before, the uncorrected parton shower predictions give rise to volcano shaped distributions due to the dead zone in the phase space and increasing the  $p_T$  cut on the leading jet again has the effect of broadening the throat, reflecting the fact that the dead zone occupies an increasingly large fraction of the allowed phase space.



**Figure 12:** Transverse momentum spectra for the Higgs boson (left) and the  $W^\pm$  boson in  $q\bar{q} \rightarrow HW^\pm$  events obtained using Herwig++ with and without matrix element corrections (black and black dots respectively), MC@NLO (blue) and our POWHEG simulation inside Herwig++ (red). The first uppermost predictions, for the Tevatron, are obtained assuming a Higgs boson mass of 160 GeV. The following four plots are analogous projections for the LHC for Higgs boson masses of 115 GeV and 300 GeV.





**Figure 13:** On the left we compare predictions for the transverse momentum spectrum of the colourless final-state system comprised of the  $Z$  and Higgs boson (left) in  $q\bar{q} \rightarrow ZH$  events. From top to bottom, respectively, these results are obtained for Tevatron energies with a Higgs boson mass of 160 GeV, LHC energies with a Higgs boson mass of 115 GeV and LHC energies with a Higgs boson mass of 300 GeV. On the right hand side we show the corresponding distributions for the rapidity of the leading, highest  $p_T$ , jet. The colour assignment for the different approaches used is shown inset, and is the same as that in Fig 12.

The MEC and MC@NLO methods emit radiation into the dead zone, filling the throat region in the  $y_{\text{jet}} - y_{\text{WH}}$  and  $y_{\text{jet}} - y_{\text{ZH}}$  plots, however, they still exhibit a clear sensitivity to the dead zone boundary which is manifest as irregularities in the central regions of the distributions. For the case that the  $p_T$  cut on the leading jet is soft,  $p_T > 10$  GeV, the MEC predictions show a tiny, sharp dip around the centre, while those of MC@NLO show the formation of a small tower in the same place. This is plainly a mis-match of  $\mathcal{O}(\alpha_S^2)$  terms across the phase-space partition. As the  $p_T$  veto increases the dips in the MEC predictions tend to deepen and in the case of MC@NLO, the small towers turn to small dips. In all cases the POWHEG distributions are smooth, exhibiting no irregular *volcanic* features, as expected, furthermore they are more concentrated in the central region than all of the other predictions, indicating a tendency to emit proportionally more wide angle radiation.

We point out that in all of the MEC and MC@NLO predictions the residual effects of the phase-space dead zone are felt much less strongly in the case of Higgs-strahlung than in gluon fusion. These behaviours are less marked for the same reason that the MC@NLO and POWHEG  $p_T$  spectra agree better for Higgs-strahlung than for gluon fusion: the fact that the NLO corrections are substantially smaller for Higgs-strahlung means  $\overline{B}(\Phi_B)$  is less different to  $B(\Phi_B)$  and so the  $\mathcal{O}(\alpha_S^2)$  differences in the rates at which each method populates the dead zone are greatly reduced, *cf.* Eqs. 5.2, 5.3.

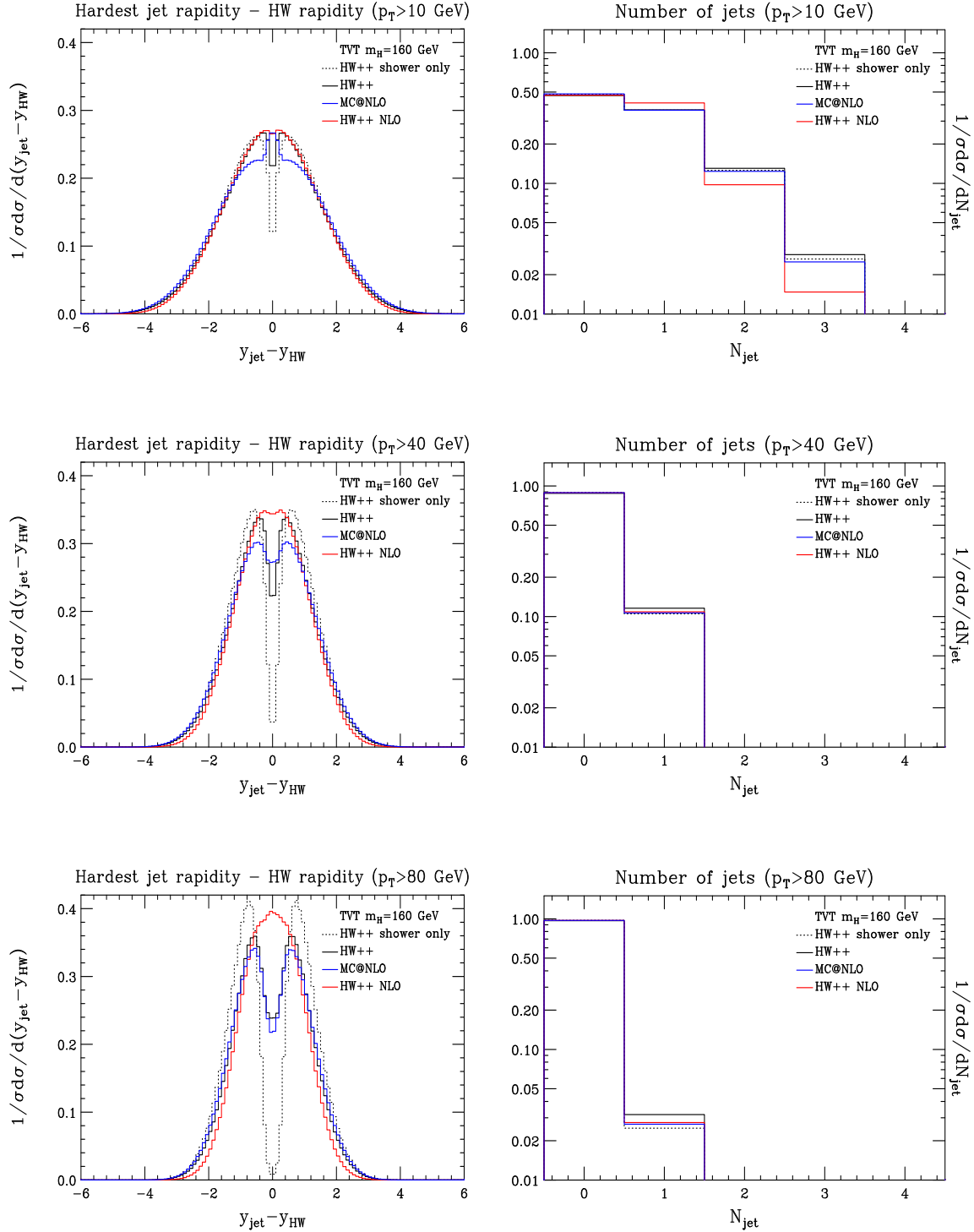
### 5.3 Emission rates in the dead zone

In this subsection we present an heuristic discussion of the rates with which each approach emits into the high  $p_T$  region. In particular we consider the area of phase space corresponding to transverse momenta  $p_T > m_n$ , where  $m_n$  is the mass of the colourless final-state system. This region is completely contained within the dead zone and the contribution which it makes to the cross section is not logarithmically enhanced (Sect. 5.2.1).

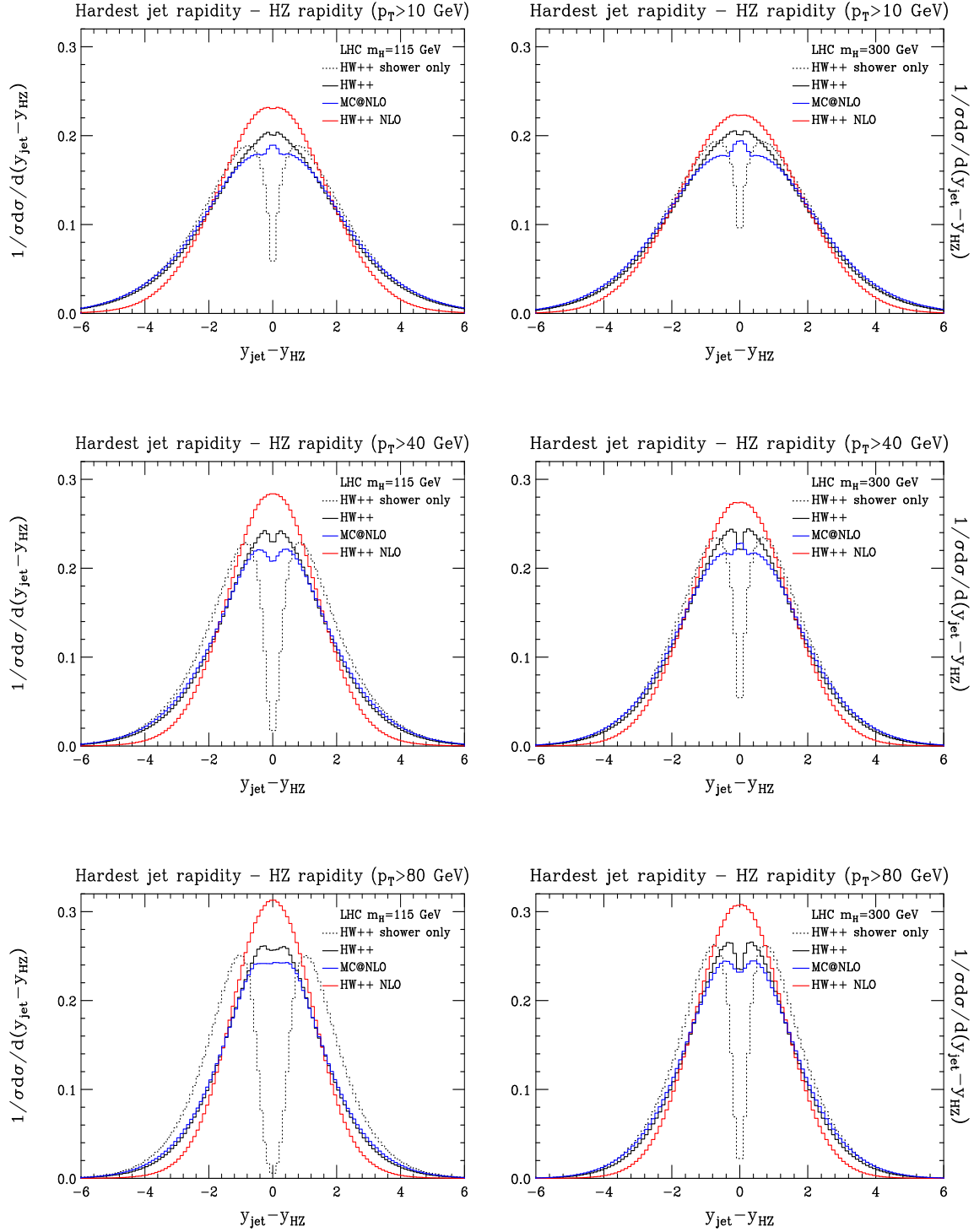
From Eq. 5.2 it follows that the probability for Herwig++ to generate an emission with  $p_T > m_n$  is

$$\mathcal{P}_{m_n}^{\text{HW}}(\Phi_B) = \int_{m_n} d\Phi_{R_1} \frac{\widehat{R}_1(\Phi_B, \Phi_{R_1})}{B(\Phi_B)}, \quad (5.4)$$

where the omitted higher-order terms in the exponential series are negligible, not simply because they carry higher powers of the coupling constant but also, significantly, because the contribution to the total cross section from this region is in general very small. In Eq. 5.4  $\widehat{R}_1(\Phi_B, \Phi_{R_1})$  is, as before, the real single-emission matrix element squared, including flux factors and PDFs, and  $\Phi_B$  and  $\Phi_{R_1}$  are the Born and radiative variables parametrising the two-body phase space. The lower limit on the integral signifies that it extends over all available phase space above  $p_T > m_n$ . Our adding a subscript ‘1’ to each  $R$ , has no significance here but it will be useful later, in discussing NNLO corrections.



**Figure 14:** In the left-hand column are distributions of the difference in rapidity between the leading jet and the colourless  $W$ -Higgs boson system, in  $q\bar{q} \rightarrow HW^\pm$  events at the Tevatron, for increasing cuts on the  $p_T$  of the jet. For a single emission, the central value  $y_{\text{jet}} - y_{\text{HW}} = 0$  corresponds to a configuration where the  $W$ -Higgs boson and the colliding partons travel at right-angles in the partonic centre-of-mass frame (Eqs. 3.9, 5.1). In the plots on the right-hand side we show the corresponding jet multiplicity distributions. The black and dotted lines show the predictions obtained using Herwig++ with and without matrix element corrections respectively. The blue line shows the predictions of MC@NLO and the red line corresponds to our POWHEG simulation inside Herwig++.



**Figure 15:** Distributions of the difference in rapidity between the leading jet and the Higgs boson in the  $q\bar{q} \rightarrow ZH$  process at the LHC, for increasing cuts on the  $p_T$  of the leading jet. The series of plots on the left hand side are obtained for a Higgs boson of mass 115 GeV, while those on the right correspond to a Higgs boson of mass 300 GeV. The colour assignment of the various predictions is described inset, it is the same as for earlier Tevatron predictions for  $q\bar{q} \rightarrow HW^\pm$  in Fig 14.

The fraction of MC@NLO events with emissions in this region is given by the corresponding fraction of the NLO cross section

$$\mathcal{P}_{m_n}^{\text{NLO}}(\Phi_B) = \int_{m_n} d\Phi_{R_1} \frac{\hat{R}_1(\Phi_B, \Phi_{R_1})}{\bar{B}(\Phi_B)}. \quad (5.5)$$

For what follows it will be useful to note that if we expand the denominator in Eq. 5.5, neglecting terms  $\mathcal{O}(\alpha_S^3)$  and above, we have

$$\mathcal{P}_{m_n}^{\text{NLO}}(\Phi_B) = \int_{m_n} d\Phi_{R_1} \frac{\hat{R}_1(\Phi_B, \Phi_{R_1})}{B(\Phi_B)} \left( 2 - \frac{\bar{B}(\Phi_B)}{B(\Phi_B)} \right). \quad (5.6)$$

In POWHEG the Sudakov form factor,  $\Delta_{\hat{R}}(p_T)$  in Eq. 2.3, is the probability that no radiation is emitted from the leading-order partons in evolving from the maximum kinematically allowed transverse momentum, down to  $p_T$ . Hence a POWHEG simulation will emit radiation into the same high  $p_T$  region with probability  $\mathcal{P}_{m_n}^{\text{PH}} = 1 - \Delta_{\hat{R}}(m_n)$ . Neglecting kinematically suppressed  $\mathcal{O}(\alpha_S^2)$  terms, as in the case of the MEC, this gives,

$$\mathcal{P}_{m_n}^{\text{PH}} = \int_{m_n} d\Phi_{R_1} \frac{\hat{R}_1(\Phi_B, \Phi_{R_1})}{B(\Phi_B)}. \quad (5.7)$$

Comparing Eqs. 5.4 and 5.7, we see that the emission rates in the high  $p_T$  region, from POWHEG and the MEC, are the same up to the scale used in the strong coupling constant (in the former it is  $p_T$  while in the latter it is  $m_T$ ). These corresponding emission rates are evident in the  $p_T$  spectra in Figs. 9 and 13. It is also clear that MC@NLO will emit into this region less often than the other two since, whereas the POWHEG and Herwig++ simulations have an emission probability inversely proportional to the Born cross section  $B(\Phi_B)$ , the probability of emission in MC@NLO is inversely proportional to the, larger, NLO cross section,  $\bar{B}(\Phi_B)$ . This argument is also supported by what we have seen in the  $p_T$  spectra. Essentially we have

$$\mathcal{P}_{m_n}^{\text{HW}} \approx \mathcal{P}_{m_n}^{\text{PH}} \approx \mathcal{K} \mathcal{P}_{m_n}^{\text{NLO}} \quad (5.8)$$

where  $\mathcal{K}$  is the relevant NLO K-factor. For processes with smaller K-factors the differences in the population of the dead zone in each approach should not differ too much but MC@NLO will be systematically softer than POWHEG and Herwig++.

Is one of these probabilities more correct than the others? In Ref. [41] the authors compared the Higgs boson  $p_T$  spectrum from their POWHEG simulation to NNLO predictions [52, 53] and found that they agreed better than those of MC@NLO. The amount of radiation produced in the high  $p_T$  dead zone in the case of the fixed order, NNLO, Monte Carlo used in Ref. [41] should be the relevant fraction of the NNLO cross section

$$\mathcal{P}_{m_n}^{\text{NNLO}}(\Phi_B) = \int_{m_n} d\Phi_{R_1} \left[ \hat{R}_1(\Phi_B, \Phi_{R_1}) + R_{1+1}(\Phi_B, \Phi_{R_1}) + \int d\Phi_{R_2} R_2(\Phi_B, \Phi_{R_1}, \Phi_{R_2}) \right] \div d\sigma_{\text{NNLO}}(\Phi_B), \quad (5.9)$$

where the sum of the last two terms in the numerator represents the *finite* combination of the one-loop single emission matrix element interfering with the tree-level single emission

matrix element, and the squared double emission matrix element respectively, including PDF and flux factors. Since the numerator of  $\mathcal{P}_{m_n}^{\text{NNLO}}$  is  $\mathcal{O}(\alpha_S)$ , if we omit terms  $\mathcal{O}(\alpha_S^3)$  in  $\mathcal{P}_{m_n}^{\text{NNLO}}$  we can replace the NNLO differential cross section in the denominator by the NLO one (Eq. 3.24), whence it follows that

$$\mathcal{P}_{m_n}^{\text{NNLO}}(\Phi_B) = \int_{m_n} d\Phi_{R_1} \frac{\widehat{R}_1(\Phi_B, \Phi_{R_1})}{B(\Phi_B)} \left[ 1 - \frac{\overline{B}(\Phi_B)}{B(\Phi_B)} + \frac{\overline{R}_1(\Phi_B, \Phi_{R_1})}{\widehat{R}_1(\Phi_B, \Phi_{R_1})} \right], \quad (5.10)$$

where  $\overline{B}(\Phi_B)$  was defined in Eq. 2.2 and  $\overline{R}(\Phi_B, \Phi_{R_1})$  is defined analogously as

$$\overline{R}_1(\Phi_B, \Phi_{R_1}) = \widehat{R}_1(\Phi_B, \Phi_{R_1}) + R_{1+1}(\Phi_B, \Phi_{R_1}) + \int d\Phi_{R_2} R_2(\Phi_B, \Phi_{R_1}, \Phi_{R_2}). \quad (5.11)$$

Whereas the NNLO rate has  $\overline{R}_1$  in the numerator *all* of the others just contain the term corresponding to the squared single emission matrix element  $\widehat{R}_1$ . Replacing  $\overline{R}_1 \rightarrow \widehat{R}_1$  in Eq. 5.10 gives Eq. 5.6. We can consider  $\overline{B}/B$  and  $\overline{R}_1/\widehat{R}_1$  as K-factors for the processes  $gg \rightarrow H$  and  $gg \rightarrow H + \text{jet}$ , differential in  $\Phi_B$  and  $\{\Phi_B, \Phi_{R_1}\}$ , respectively. One can see from Eqs. 5.7 and 5.10 that if these two K-factors coincide so too will the rates for the POWHEG and NNLO calculations. In fact this seems to be more-or-less the case for  $gg \rightarrow H$  and  $gg \rightarrow H + \text{jet}$  processes, which have very similar K-factors of around 1.6 / 1.7 [70]. It then seems quite feasible that the  $p_T$  spectrum of the Higgs boson in gluon fusion should be better modelled by the POWHEG approach, as was found to be the case in Ref. [41].

Equation 5.10 does not tell us that POWHEG will *generally* reproduce higher orders better than MC@NLO. According to Eq. 5.10 if  $\overline{R}_1/\widehat{R}_1$  is more-or-less one and  $\overline{B}/B$  is significantly greater than one then MC@NLO will give a better estimate of  $\mathcal{P}_{m_n}^{\text{NNLO}}$  than the POWHEG approach.

## 6. Conclusion

In this work we have fully realized the POWHEG NLO matching prescription for Higgs boson production via gluon fusion and Higgs-strahlung processes, within the Herwig++ Monte Carlo event generator, including truncated shower effects to correctly include colour coherence.

The cross sections and parton level NLO distributions were found to be in very good agreement with the MCFM NLO Monte Carlo. The shapes of the emission spectra from the full simulation, including parton shower effects, are seen to broadly agree well with the older matrix element correction method and also MC@NLO.

We observe that the  $p_T$  spectra from the MC@NLO program tend to be softer than those of POWHEG and the matrix element correction method. We ascribe this effect to differences, at the level of  $\mathcal{O}(\alpha_S^2)$  terms, beyond the stated accuracy of all approaches, in the rate at which they emit radiation into the so-called *dead zone*, associated to high  $p_T$  and wide angle emissions. We have been able to estimate the magnitude of the relative difference with a fair degree of success and, based on this line of reasoning, we presented an argument for why the POWHEG method appears to better reproduce the NNLO Higgs boson  $p_T$  spectrum in gluon fusion.

Separately, we have shown that a mis-match between terms of this magnitude manifests itself as marked sensitivity to the unphysical dead zone partition, for the predictions of the rapidity difference distributions  $y_{\text{jet}} - y_{\text{H}}$  and  $y_{\text{jet}} - y_{\text{VH}}$ , for both the matrix element correction method and MC@NLO. These distributions acquire irregularities in the central region corresponding to wide angle emissions. This would seem to rule out the possibility of these two methods giving a good approximation of unenhanced NNLO effects in these distributions. Conversely, the POWHEG predictions for these distributions are smooth and physical in appearance, by construction, they have no sensitivity to the dead zone partition.

Both the gluon fusion and Higgs-strahlung simulations we have presented here are already available in Herwig++2.3. The algorithm we have used to implement the POWHEG formalism, specifically that part concerning the *inverse mapping* of the hardest emission kinematics to a set of shower variables has further applications in multi-leg matching procedures *e.g.* the CKKW method [35,36]. Likewise, the general formulae leading to Eqs. 3.4, 3.24, for the phase space and differential cross-section for  $a + b \rightarrow n$ , can be readily used to implement other NLO calculations such as those in Refs. [55–57]. This work is already at an advanced stage and will appear in the forthcoming version of Herwig++.

## Acknowledgments

We are grateful to all the other members of the Herwig++ collaboration for valuable discussions, especially Mike Seymour for carefully reading the manuscript. Keith Hamilton thanks the CERN Theory group for their kind hospitality in the course of this work, as well as Fabio Maltoni for sharing his expertise. This work was supported by the Science and Technology Facilities Council, formerly the Particle Physics and Astronomy Research Council, the European Union Marie Curie Research Training Network MCnet under contract MRTN-CT-2006-035606. Keith Hamilton is supported by the Belgian Interuniversity Attraction Pole, PAI, P6/11.

## A. Regularized and unregularized splitting functions

This appendix contains the splitting functions needed in the NLO calculations. The bare (spin averaged) splitting functions in  $n = 4 - 2\epsilon$  dimensions are of the form

$$\hat{P}_{i,\tilde{ic}}(x;\epsilon) = \hat{P}_{i,\tilde{ic}}(x) + \epsilon \hat{P}_{i,\tilde{ic}}^\epsilon(x) ,$$

where

$$\begin{aligned} \hat{P}_{gg}(x) &= 2C_A \left[ \frac{x}{1-x} + \frac{1-x}{x} + x(1-x) \right] , & \hat{P}_{gg}^\epsilon(x) &= 0, \\ \hat{P}_{qq}(x) &= C_F \left[ \frac{1+x^2}{1-x} \right] , & \hat{P}_{qq}^\epsilon(x) &= -C_F(1-x) , \\ \hat{P}_{qg}(x) &= C_F \left[ \frac{1+(1-x)^2}{x} \right] , & \hat{P}_{qg}^\epsilon(x) &= -C_F x, \\ \hat{P}_{gq}(x) &= T_R [1 - 2x(1-x)] , & \hat{P}_{gq}^\epsilon(x) &= -2T_R x(1-x) + \mathcal{O}(\epsilon) . \end{aligned}$$

We write the ‘customary’ regularized Altarelli-Parisi equations kernels using the  $\rho$ -distributions as

$$P_{i,\tilde{ic}}^\rho(x) = P_{i,\tilde{ic}}^\rho(x) + C_{i,\tilde{ic}} \left( p_{i,\tilde{ic}} + 4 \ln \eta \right) \delta(1-x) ,$$

where

$$\begin{aligned} P_{gg}^\rho(x) &= 2C_A \left[ \frac{x}{(1-x)_\rho} + \frac{1-x}{x} + x(1-x) \right] , & C_{gg} &= C_A, & p_{gg} &= \frac{2\pi b_0}{C_A}, \\ P_{qq}^\rho(x) &= C_F \left[ \frac{1+x^2}{(1-x)_\rho} \right] , & C_{qq} &= C_F, & p_{qq} &= \frac{3}{2}, \\ P_{qg}^\rho(x) &= C_F \left[ \frac{1+(1-x)^2}{x} \right] , \\ P_{gq}^\rho(x) &= T_R \left[ x^2 + (1-x)^2 \right] , \end{aligned}$$

and

$$b_0 = \frac{1}{4\pi} \left( \frac{11}{3} C_A - \frac{4}{3} T_R n_f \right) ,$$

with all other  $p_{i,\tilde{ic}}$  and  $C_{i,\tilde{ic}}$  being equal to zero.

## References

- [1] F. Englert and R. Brout, *Broken Symmetry and the Mass of Gauge Vector Mesons*, *Phys. Rev. Lett.* **13** (1964) 321–322.
- [2] P. W. Higgs, *Broken Symmetries and the Masses of Gauge Bosons*, *Phys. Rev. Lett.* **13** (1964) 508–509.
- [3] G. S. Guralnik, C. R. Hagen, and T. W. B. Kibble, *Global Conservation Laws and Massless Particles*, *Phys. Rev. Lett.* **13** (1964) 585–587.
- [4] T. W. B. Kibble, *Symmetry breaking in non-Abelian gauge theories*, *Phys. Rev.* **155** (1967) 1554–1561.
- [5] H. M. Georgi, S. L. Glashow, M. E. Machacek, and D. V. Nanopoulos, *Higgs Bosons from Two Gluon Annihilation in Proton Proton Collisions*, *Phys. Rev. Lett.* **40** (1978) 692.
- [6] **ALEPH** Collaboration *et. al.*, *Precision Electroweak Measurements and Constraints on the Standard Model*, [arXiv:0811.4682](#).
- [7] A. Djouadi, *The anatomy of electro-weak symmetry breaking. I: The Higgs boson in the standard model*, *Phys. Rept.* **457** (2008) 1–216, [[hep-ph/0503172](#)].
- [8] J. R. Andersen, V. Del Duca, and C. D. White, *Higgs Boson Production in Association with Multiple Hard Jets*, [arXiv:0808.3696](#).
- [9] J. M. Campbell, R. K. Ellis, and G. Zanderighi, *Next-to-leading order Higgs + 2 jet production via gluon fusion*, *JHEP* **10** (2006) 028, [[hep-ph/0608194](#)].
- [10] V. Del Duca *et. al.*, *Monte Carlo studies of the jet activity in Higgs + 2jet events*, *JHEP* **10** (2006) 016, [[hep-ph/0608158](#)].



- [11] S. L. Glashow, D. V. Nanopoulos, and A. Yildiz, *Associated Production of Higgs Bosons and Z Particles*, *Phys. Rev.* **D18** (1978) 1724–1727.
- [12] E. Eichten, I. Hinchliffe, K. D. Lane, and C. Quigg, *Super Collider Physics*, *Rev. Mod. Phys.* **56** (1984) 579–707.
- [13] **D0** Collaboration, V. M. Abazov *et. al.*, *A search for associated W and Higgs Boson production in ppbar collisions at  $\sqrt{s}=1.96$  TeV*, [arXiv:0808.1970](#).
- [14] **Tevatron New Phenomena Higgs Working Group** Collaboration, G. Bernardi *et. al.*, *Combined CDF and D0 Upper Limits on Standard Model Higgs Boson Production at High Mass (155-200 GeV/c<sup>2</sup>) with 3 fb<sup>-1</sup> of data*, [arXiv:0808.0534](#).
- [15] **CMS** Collaboration, G. L. Bayatian *et. al.*, *CMS Technical Design Report, Volume II: Physics Performance*, *J. Phys.* **G34** (2007) 995–1579.
- [16] J. M. Butterworth, A. R. Davison, M. Rubin, and G. P. Salam, *Jet substructure as a new Higgs search channel at the LHC*, *Phys. Rev. Lett.* **100** (2008) 242001, [[arXiv:0802.2470](#)].
- [17] J. M. Butterworth, A. R. Davison, M. Rubin, and G. P. Salam, *Jet substructure as a new Higgs search channel at the LHC*, [arXiv:0809.2530](#).
- [18] D. Zeppenfeld, R. Kinnunen, A. Nikitenko, and E. Richter-Was, *Measuring Higgs boson couplings at the LHC*, *Phys. Rev.* **D62** (2000) 013009, [[hep-ph/0002036](#)].
- [19] S. Frixione and B. R. Webber, *Matching NLO QCD Computations and Parton Shower Simulations*, *JHEP* **06** (2002) 029, [[hep-ph/0204244](#)].
- [20] S. Frixione, P. Nason, and B. R. Webber, *Matching NLO QCD and Parton Showers in Heavy flavour Production*, *JHEP* **08** (2003) 007, [[hep-ph/0305252](#)].
- [21] S. Frixione, E. Laenen, P. Motylinski, and B. R. Webber, *Single-top Production in MC@NLO*, *JHEP* **03** (2006) 092, [[hep-ph/0512250](#)].
- [22] S. Frixione and B. R. Webber, *The MC@NLO 3.3 Event Generator*, [hep-ph/0612272](#).
- [23] S. Frixione, E. Laenen, P. Motylinski, and B. R. Webber, *Angular Correlations of Lepton Pairs from Vector Boson and Top Quark Decays in Monte Carlo Simulations*, *JHEP* **04** (2007) 081, [[hep-ph/0702198](#)].
- [24] S. Frixione, E. Laenen, P. Motylinski, B. Webber, and C. D. White, *Single-top Hadroproduction in Association with a W Boson*, [arXiv:0805.3067](#).
- [25] O. Latunde-Dada, *Herwig++ Monte Carlo At Next-To-Leading Order for  $e^+e^-$  annihilation and lepton pair production*, *JHEP* **11** (2007) 040, [[arXiv:0708.4390](#)].
- [26] P. Nason, *A New Method for Combining NLO QCD with Shower Monte Carlo Algorithms*, *JHEP* **11** (2004) 040, [[hep-ph/0409146](#)].
- [27] P. Nason and G. Ridolfi, *A Positive-Weight Next-to-leading-Order Monte Carlo for Z pair Hadroproduction*, *JHEP* **08** (2006) 077, [[hep-ph/0606275](#)].
- [28] S. Frixione, P. Nason, and G. Ridolfi, *The POWHEG-hvq Manual Version 1.0*, [arXiv:0707.3081](#).
- [29] S. Frixione, P. Nason, and C. Oleari, *Matching NLO QCD Computations with Parton Shower Simulations: the POWHEG Method*, *JHEP* **11** (2007) 070, [[arXiv:0709.2092](#)].

- [30] S. Frixione, P. Nason, and G. Ridolfi, *A Positive-Weight Next-to-Leading-Order Monte Carlo for Heavy Flavour Hadroproduction*, *JHEP* **09** (2007) 126, [[arXiv:0707.3088](#)].
- [31] O. Latunde-Dada, S. Gieseke, and B. Webber, *A Positive-Weight Next-to-Leading-Order Monte Carlo for  $e^+e^-$  Annihilation to Hadrons*, *JHEP* **02** (2007) 051, [[hep-ph/0612281](#)].
- [32] K. Hamilton, P. Richardson, and J. Tully, *A Positive-Weight Next-to-Leading Order Monte Carlo Simulation of Drell-Yan Vector Boson Production*, [arXiv:0806.0290](#).
- [33] S. Alioli, P. Nason, C. Oleari, and E. Re, *NLO vector-boson production matched with shower in POWHEG*, *JHEP* **07** (2008) 060, [[arXiv:0805.4802](#)].
- [34] O. Latunde-Dada, *Applying the POWHEG method to top pair production and decays at the ILC*, [arXiv:0806.4560](#).
- [35] S. Catani, F. Krauss, R. Kuhn, and B. R. Webber, *QCD Matrix Elements + Parton Showers*, *JHEP* **11** (2001) 063, [[hep-ph/0109231](#)].
- [36] F. Krauss, *Matrix Elements and Parton Showers in Hadronic Interactions*, *JHEP* **08** (2002) 015, [[hep-ph/0205283](#)].
- [37] A. Schälicke and F. Krauss, *Implementing the ME+PS Merging Algorithm*, *JHEP* **07** (2005) 018, [[hep-ph/0503281](#)].
- [38] L. Lönnblad, *Correcting the Colour-Dipole Cascade Model with Fixed Order Matrix Elements*, *JHEP* **05** (2002) 046, [[hep-ph/0112284](#)].
- [39] M. L. Mangano, M. Moretti, and R. Pittau, *Multijet Matrix Elements and Shower Evolution in Hadronic Collisions:  $Wb\bar{b} + (n)$  jets as a Case Study*, *Nucl. Phys.* **B632** (2002) 343–362, [[hep-ph/0108069](#)].
- [40] S. Mrenna and P. Richardson, *Matching Matrix Elements and Parton Showers with HERWIG and PYTHIA*, *JHEP* **05** (2004) 040, [[hep-ph/0312274](#)].
- [41] S. Alioli, P. Nason, C. Oleari, and E. Re, *NLO Higgs boson production via gluon fusion matched with shower in POWHEG*, [arXiv:0812.0578](#).
- [42] A. Papaefstathiou and O. Latunde-Dada, *NLO production of  $W^\pm$  bosons at hadron colliders using the MC@NLO and POWHEG methods*, [arXiv:0901.3685](#).
- [43] M. Bähr *et. al.*, *Herwig++ 2.2 Release Note*, [arXiv:0804.3053](#).
- [44] M. Bähr *et. al.*, *Herwig++ Physics and Manual*, [arXiv:0803.0883](#).
- [45] R. Kleiss, *From Two to Three Jets in heavy Boson Decays: an Algorithmic Approach*, *Phys. Lett.* **B180** (1986) 400.
- [46] M. H. Seymour, *A Simple Prescription for First-Order Corrections to Quark Scattering and Annihilation Processes*, *Nucl. Phys.* **B436** (1995) 443–460, [[hep-ph/9410244](#)].
- [47] J. M. Campbell and R. K. Ellis, *Radiative Corrections to  $Zb\bar{b}$  production*, *Phys. Rev.* **D62** (2000) 114012, [[hep-ph/0006304](#)].
- [48] S. Dawson, *Radiative corrections to Higgs boson production*, *Nucl. Phys.* **B359** (1991) 283–300.
- [49] A. Djouadi, M. Spira, and P. M. Zerwas, *Production of Higgs bosons in proton colliders: QCD corrections*, *Phys. Lett.* **B264** (1991) 440–446.

- [50] M. Spira, A. Djouadi, D. Graudenz, and P. M. Zerwas, *Higgs boson production at the LHC*, *Nucl. Phys.* **B453** (1995) 17–82, [[hep-ph/9504378](#)].
- [51] R. V. Harlander and W. B. Kilgore, *Next-to-next-to-leading order Higgs production at hadron colliders*, *Phys. Rev. Lett.* **88** (2002) 201801, [[hep-ph/0201206](#)].
- [52] S. Catani and M. Grazzini, *An NNLO subtraction formalism in hadron collisions and its application to Higgs boson production at the LHC*, *Phys. Rev. Lett.* **98** (2007) 222002, [[hep-ph/0703012](#)].
- [53] M. Grazzini, *NNLO predictions for the Higgs boson signal in the  $H \rightarrow WW \rightarrow \ell\nu\ell\nu$  and  $H \rightarrow ZZ \rightarrow 4\ell$  decay channels*, *JHEP* **02** (2008) 043, [[arXiv:0801.3232](#)].
- [54] G. Bozzi, S. Catani, D. de Florian, and M. Grazzini, *Transverse-momentum resummation and the spectrum of the Higgs boson at the LHC*, *Nucl. Phys.* **B737** (2006) 73–120, [[hep-ph/0508068](#)].
- [55] B. Mele, P. Nason, and G. Ridolfi, *QCD radiative corrections to Z boson pair production in hadronic collisions*, *Nucl. Phys.* **B357** (1991) 409–438.
- [56] S. Frixione, P. Nason, and G. Ridolfi, *Strong corrections to W Z production at hadron colliders*, *Nucl. Phys.* **B383** (1992) 3–44.
- [57] S. Frixione, *A Next-to-leading order calculation of the cross-section for the production of W+ W- pairs in hadronic collisions*, *Nucl. Phys.* **B410** (1993) 280–324.
- [58] M. L. Mangano, P. Nason, and G. Ridolfi, *Heavy quark correlations in hadron collisions at next-to-leading order*, *Nucl. Phys.* **B373** (1992) 295–345.
- [59] S. Catani and M. H. Seymour, *A general algorithm for calculating jet cross sections in NLO QCD*, *Nucl. Phys.* **B485** (1997) 291–419, [[hep-ph/9605323](#)].
- [60] L. Lönnblad, *ThePEG, PYTHIA7, Herwig++ and ARIADNE*, *Nucl. Instrum. Meth.* **A559** (2006) 246–248.
- [61] T. Sjöstrand, S. Mrenna, and P. Skands, *PYTHIA 6.4 Physics and Manual*, *JHEP* **05** (2006) 026, [[hep-ph/0603175](#)].
- [62] S. Gieseke, P. Stephens, and B. Webber, *New Formalism for QCD Parton Showers*, *JHEP* **12** (2003) 045, [[hep-ph/0310083](#)].
- [63] A. D. Martin, R. G. Roberts, W. J. Stirling, and R. S. Thorne, *NNLO Global Parton Analysis*, *Phys. Lett.* **B531** (2002) 216–224, [[hep-ph/0201127](#)].
- [64] M. R. Whalley, D. Bourilkov, and R. C. Group, *The Les Houches Accord PDFs (LHAPDF) and Lhaglu*, [hep-ph/0508110](#).
- [65] S. Catani, Y. L. Dokshitzer, M. H. Seymour, and B. R. Webber, *Longitudinally invariant  $k_t$  clustering algorithms for hadron-hadron collisions*, *Nucl. Phys.* **B406** (1993) 187–224.
- [66] J. M. Butterworth, J. P. Couchman, B. E. Cox, and B. M. Waugh, *KtJet: A C++ implementation of the  $k_t$  clustering algorithm*, *Comput. Phys. Commun.* **153** (2003) 85–96, [[hep-ph/0210022](#)].
- [67] G. Corcella *et. al.*, *HERWIG 6: An Event Generator for Hadron Emission Reactions With Interfering Gluons (including supersymmetric processes)*, *JHEP* **01** (2001) 010, [[hep-ph/0011363](#)].

- [68] G. Corcella and M. H. Seymour, *Initial-State Radiation in Simulations of Vector Boson Production at Hadron Colliders*, *Nucl. Phys.* **B565** (2000) 227–244, [[hep-ph/9908388](#)].
- [69] M. H. Seymour, *Matrix Element Corrections to Parton Shower Algorithms*, *Comp. Phys. Commun.* **90** (1995) 95–101, [[hep-ph/9410414](#)].
- [70] D. de Florian, M. Grazzini, and Z. Kunszt, *Higgs production with large transverse momentum in hadronic collisions at next-to-leading order*, *Phys. Rev. Lett.* **82** (1999) 5209–5212, [[hep-ph/9902483](#)].