

Flip Graphs of Bounded Degree Triangulations

Oswin Aichholzer¹, Thomas Hackl¹, David Orden², Pedro Ramos²,
Günter Rote³, André Schulz⁴, and Bettina Speckmann⁵

¹ Institute for Software Technology, Graz University of Technology, Austria
[oaich|thackl]@ist.tugraz.at

² Departamento de Matemáticas, Universidad de Alcalá, Spain
[david.orden|pedro.ramos]@uah.es

³ Institute of Computer Science, FU Berlin, Germany
rote@inf.fu-berlin.de

⁴ Institut für Mathematische Logik und Grundlagenforschung, Universität Münster, Germany
andre.schulz@uni-muenster.de Tel: +49 251 83-32686 Fax: +49 251 83-33078

⁵ Department of Mathematics and Computer Science, TU Eindhoven, the Netherlands
speckman@win.tue.nl

Abstract. We study flip graphs of triangulations whose maximum vertex degree is bounded by a constant k . In particular, we consider triangulations of sets of n points in convex position in the plane and prove that their flip graph is connected if and only if $k > 6$; the diameter of the flip graph is $O(n^2)$. We also show that, for general point sets, flip graphs of pointed pseudo-triangulations can be disconnected for $k \leq 9$, and flip graphs of triangulations can be disconnected for any k .

Additionally, we consider a relaxed version of the original problem. We allow the violation of the degree bound k by a small constant. Any two triangulations with maximum degree at most k of a convex point set are connected in the flip graph by a path of length $O(n \log n)$, where every intermediate triangulation has maximum degree at most $k + 4$.

Keywords: Flip graphs, Triangulations, Rotation distance, Connectivity, Degree bounds

1 Introduction

An edge flip is a common local and constant size operation that transforms one triangulation into another. If two adjacent triangles form a convex quadrilateral, a flip removes their common edge and replaces it with the other diagonal of the convex quadrilateral. The *flip graph* of triangulations of a planar point set S has a vertex for every triangulation of S , and two vertices are connected by an edge if there is a flip that transforms the corresponding triangulations into each other. One of the first and most fundamental results concerning edge flips in triangulations is the fact that flips can be used repeatedly to convert any triangulation into the Delaunay triangulation [13]. This implies that the flip graph of planar triangulations is connected for any planar point set S .

The *flip distance* between two triangulations is the minimum number of flips needed to convert one triangulation into the other. The diameter of the flip graph, which is an upper bound on the flip distance, is known to be $\Theta(n)$ if S is in convex position [14], and $\Theta(n^2)$ if S is in general position (see for example the book of Edelsbrunner [5, page 11]). However, computing the flip distance between two particular triangulations seems to be difficult, and only partial results are known: Hanke et al. [8] proved an upper bound of the flip distance in terms of the number of crossings between the edges of the triangulations, while Eppstein [6] provides an $O(n^2)$ algorithm which computes the flip distance between two triangulations for a class of very special point sets: those having no empty convex pentagons (collinear points are allowed). In higher dimensions the flip graph does not have to be connected [12].

Of growing interest are subgraphs of flip graphs which correspond to particular classes of triangulations. Houle et al. [9] consider triangulations which contain a perfect matching of the underlying point set. They show that this class of triangulations is connected via flips, that is, the corresponding subgraph of the flip graph is connected. Related results exist for order- k

Delaunay graphs, which consist of a subset of k -edges, where a k -edge is an edge for which a covering disk exists which covers at most k other points of the set. For general point sets the graph of order- k Delaunay graphs is connected via edge flips for $k \leq 1$, but there exist examples for $k \geq 2$ that can not be converted into each other without leaving this class [1]. If the underlying point set is in convex position, the resulting flip graph is connected for any $k \geq 0$ [1]. The flip operation has also been extended to other planar graphs, see Bose and Hurtado [4] for a recent and extensive survey.

There are point sets for which every triangulation has a vertex of degree $n - 1$, but point sets in convex position always have triangulations with maximum vertex degree 4. Therefore, we concentrate on point sets in convex position and study the following question: is the flip graph of triangulations with maximum vertex degree k connected? Triangulations of sets of n points in convex position are in one to one correspondence to many other combinatorially equivalent structures, all of them interpreting Catalan numbers [15, Chapter 6]. Our results can be reinterpreted via these equivalences. Maybe the most prominent of these structures are binary search trees over a set of n elements stored in the leaves. A degree- k bounded triangulation corresponds to a search tree, whose elements are connected to its neighbors by a path of at most k vertices. A flip in a triangulation translates to the standard rotation in a search tree.

Results. Let S be a set of n points in convex position in the plane. In Section 2 we show that the flip graph of triangulations of S with maximum vertex degree at most k is disconnected if $k \leq 6$. Then we prove that the flip graph is connected for any $k > 6$ and its diameter is $O(n^2)$. In Section 3 we improve the diameter bound to $O(n \log n)$ allowing the violation of the degree bound by 4 in intermediate steps. Finally, in Section 4, we consider point sets in general position and show that flip graphs of the considered triangulations can be disconnected for any k . Moreover, we show that the flip graph of so-called pointed pseudo-triangulations can be disconnected for $k \leq 9$ when the maximum vertex degree is required to be at most k .

Partial results of this work have been presented at the *European Conference on Combinatorics, Graph Theory and Applications (EuroComb)*, in Bordeaux, France, in September 2009. An extended abstract without proofs was published in the corresponding conference proceedings [2]. Preliminary results for flipping while maintaining a relaxed degree bound (Section 3) appeared before in the PhD thesis of one of the authors [7].

2 Flipping with tight degree bounds

Let $\mathcal{T}_k(S)$ be the set of triangulations of S , such that all points have degree at most k . We denote with $\mathcal{F}_k(S)$ the flip graph over the ground set $\mathcal{T}_k(S)$. Two vertices are connected in $\mathcal{F}_k(S)$ if their triangulations differ by a flip. If clear from the context, the reference to S will be omitted. As mentioned above, arbitrary point sets do not necessarily have a triangulation of bounded vertex degree, but point sets in convex position always have triangulations of maximum vertex degree 4. An example is depicted in Fig. 1(a).

Definitions and notation. Throughout this section and Section 3, S is a set of n points in convex position in the plane. Let D be the dual graph of a triangulation T of S . Since S is in convex position, D is a tree. We distinguish three different types of triangles in T : *ears*, which have two edges on the convex hull of S , *path triangles*, which have one edge on the convex hull of S , and *inner triangles*, which have no edge on the convex hull of S . The *tip* of an ear is the vertex that is incident to two convex hull edges. The ears of T are dual to the *leaves* of D and inner triangles of T are dual to *branching vertices* of D of degree three. A *path* in D is any connected subgraph of D that consists only of vertices of degree two or one, thus every vertex of a path is dual to a path triangle or an ear. A path that contains a leaf is called a *leaf path*. An inner triangle whose corresponding branching vertex in D is adjacent to at least two leaf paths is named *merge triangle*. A set of triangles in T that is dual to a path in D is called a *strip*. If the strip is dual to a leaf path that is adjacent to a branching vertex we call the strip an *ear strip*.

We define two special types of strips: fans and zigzags. A *fan* is a maximal subset of at least two triangles that all share one common vertex of S , the so-called *fan handle*, and whose

convex hull edges are consecutive. The size of a fan is the number of triangles it consists of. A strip is said to form a *zigzag* if the deletion of the convex hull edges leaves a path. Notice that an ear can also be a zigzag and a zigzag and a fan might share a triangle. If the zigzag is not a part of a larger zigzag it is called *maximal*. The flipping of every other diagonal of a zigzag is called an *inversion* of the zigzag.

A triangulation whose triangles form a single zigzag is called a *zigzag triangulation*. Such a triangulation has exactly two ears. A zigzag triangulation is uniquely defined (up to an inversion) by the location of one of its ears. We select one of the zigzag triangulations as the *canonical triangulation*. A triangulation is called a *fringe triangulation*, if every ear strip is a zigzag. In particular, every zigzag triangulation is a fringe triangulation.

Theorem 1. *Let S be a set of n points in convex position. The flip graph $\mathcal{F}_k(S)$ is disconnected for $k \in \{4, 5, 6\}$.*

Proof. Every convex point set with n points has $\Theta(n)$ different zigzag triangulations. Clearly, one cannot flip even a single edge in such a triangulation without exceeding a vertex degree of 4. See Fig. 1(a). For maximum degree $k = 5$, consider the triangulation shown in Fig. 1(b). Only

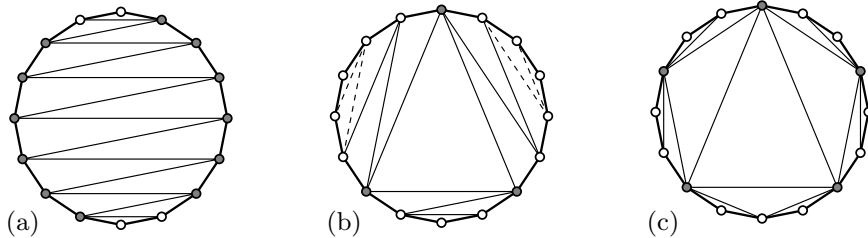


Fig. 1. Triangulations with maximum vertex degree $k = 4$ (a), $k = 5$ (b), and $k = 6$ (c).

the dashed edges can be flipped, but there are $\Theta(n)$ rotationally symmetric versions of this triangulation, none of which can be reached from any other without exceeding a vertex degree of 5. For $k = 6$ consider the triangulation depicted in Fig. 1(c). No edge of this triangulation can be flipped without violating the degree bound but again there are $\Theta(n)$ rotationally symmetric versions of this triangulation, none of which can be reached from any other without exceeding a vertex degree of 6. \square

In contrast to the negative result of Theorem 1 we prove as a positive result the following theorem in the remainder of this section.

Theorem 2. *Let S be a set of n points in convex position. For any $k > 6$ the flip graph $\mathcal{F}_k(S)$ is connected and has diameter $O(n^2)$.*

Proof Outline. We prove Theorem 2 by showing how to flip a triangulation $T \in \mathcal{T}_k(S)$ ($k > 6$) to the canonical triangulation with no more than $O(n^2)$ flips while maintaining the degree bound. As a first step we show in Subsection 2.1 how to flip T to a fringe triangulation. In Subsection 2.2 we prove that we can construct a *light merge triangle*, that is, a merge triangle with at least two vertices of degree smaller than k . We then show how to remove this light merge triangle by merging its adjacent ear strips (zigzags) with $O(n)$ flips, resulting in a triangulation that has one less inner triangle. This triangulation can again be converted into a fringe triangulation without introducing new inner triangles. After repeating this step $O(n)$ times we have converted T into a zigzag triangulation. Finally, in Subsection 2.3 we demonstrate how to “rotate” any zigzag triangulation to the canonical triangulation of S using $O(n)$ flips.

2.1 Creating a fringe triangulation

Lemma 1. *Let S be a set of n points in convex position and let $T \in \mathcal{T}_k(S)$, $k > 6$. Then T can be transformed into a fringe triangulation of S in $O(n^2)$ flips, while at no time exceeding a vertex degree of k .*

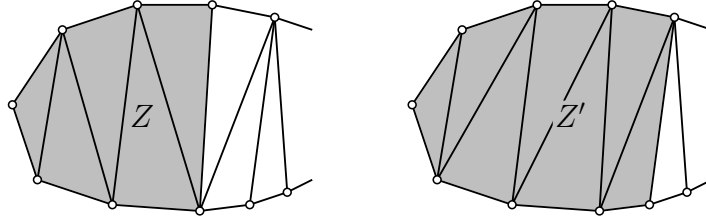


Fig. 2. A zigzag can be “extended” by an inversion.

Proof. Recall that in a fringe triangulation every ear strip is a zigzag. If T is not a fringe triangulation, then it has at least one ear strip E that is not a zigzag. Let Z be the maximal zigzag that contains the ear of E . The end triangle of Z that is not the ear is called the *terminal triangle*. The terminal triangle is also part of a fan, otherwise Z would not have been a maximal zigzag or E would be a zigzag. Let v_h be the fan handle of this fan.

We perform the inversion of Z that removes the diagonal that contributes to the degree of v_h . This does not violate the degree bound, since only vertices with degree at most three increase their degree. By inverting the zigzag we changed the situation on the terminal triangle. Before the inversion this triangle was also part of a fan. The inversion of Z , however, is a zigzag that can be extended by at least one more path triangle. This induces a new maximal zigzag Z' inside E that contains its ear. The number of triangles of Z' exceeds the number of triangles of Z . We can repeat this procedure until we get a zigzag, whose terminal triangle is next to a merge triangle. By this we have transformed E into a zigzag (see Figure 2 for an illustration). We repeat this for every ear strip that is not a zigzag.

An inversion includes at most $O(n)$ flips. Since we extend the zigzags that contain the ears of T every time we invert, we process at most $O(n)$ inversions, which leads to a bound of $O(n^2)$ flips for flipping to a fringe triangulation. \square

2.2 Merging zigzags

Recall that a merge triangle is an inner triangle that is adjacent to at least two ear strips. In a fringe triangulation, all ear strips are zigzags. We call a merge triangle *light*, if two of its vertices have degree less than k . We first show that every fringe triangulation can be flipped to a fringe triangulation with a light merge triangle without violating the degree bound. Then we show how to remove a light merge triangle by merging two of its adjacent ear strips.

Lemma 2. *Let S be a set of n points in convex position and let $T \in \mathcal{T}_k(S)$ be a fringe triangulation of S with maximum vertex degree $k > 6$ that is not a zigzag triangulation. Then T can be flipped in $O(n)$ flips to another fringe triangulation that has a light merge triangle.*

Proof. Since T is a fringe but not a zigzag triangulation, it has at least one merge triangle. Let D be the dual graph of T , and let D' be the tree that is obtained by deleting all leaf paths from D . We assume that D' has at least three nodes. Otherwise T would have only one merge triangle, or exactly two adjacent merge triangles. In both cases it is easy to create a triangulation with no vertex of degree larger than 6 by inverting the incident zigzags appropriately. We define as D'' the tree obtained by deleting all leaves from D' . Let Δ'' be a leaf in D'' and let Δ' be a leaf in D' adjacent to Δ'' (see Fig. 3). By construction Δ' is incident to two zigzags, with common point v_{tip} . It is easy to see that v_{tip} has degree at most 6. If the degree of v_{tip} is

smaller than 6 (and a zigzag contains more triangles than just the ear) we invert the incident zigzag to increase the degree (by this the degree of one of the other vertices of Δ' decreases). Since all vertices of a zigzag, except the vertices of Δ' , have degree at most 4, this inversion maintains the degree bound. It remains to show that one of the other vertices of Δ' has degree

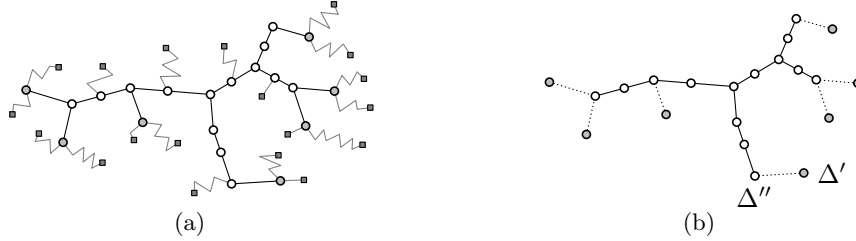


Fig. 3. (a) In graph D internal paths are shown as single edges; (b) Graphs D' and D'' (without gray nodes and dotted edges).

at most 6. To prove this we distinguish three cases.

Case 1: Δ'' is a path triangle. As a consequence the vertex of Δ' that is incident to the convex hull edge of Δ'' has degree 4 and therefore Δ' is a light merge triangle.

Case 2: Δ'' is a merge triangle and the degree of its dual in D' is 2. In this case (see Fig. 4, left) Δ'' is adjacent to an ear strip. Let v be the vertex of the corresponding zigzag that is also a vertex of Δ' . The degree of v is at most 6 and hence Δ' is a light merge triangle.

Case 3: Δ'' is a merge triangle and the degree of its dual in D' is 3. This situation is depicted in Fig. 4, right. The triangle Δ'' has to be adjacent to a merge triangle other than Δ' that is also a leaf in D' . We call this triangle Δ_s . Let v be the common vertex of Δ' , Δ'' , and Δ_s , and let u be the common vertex of Δ_s and its two adjacent ear strips. The degree of v could be 7 but in this case we can invert the zigzag incident to the edge uv and reduce the degree of v to 6. The inversion increases by 1 the degree of u , which was at most 5 before. Hence, Δ' is a light merge triangle.

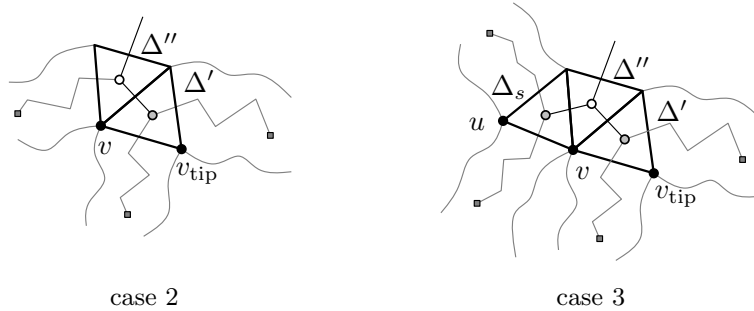


Fig. 4. The triangle Δ'' (dual to a leaf of D'') can have 1 (case 2) or 2 (case 3) children in D' .

In any case we perform only a constant number of inversions and thus only a total of $O(n)$ flips. \square

By Lemma 2 we can flip every triangulation to a fringe triangulation with a light merge triangle Δ . We now show how to remove Δ by merging its adjacent zigzags Z_1 and Z_2 . Throughout the merging we denote with e_1 the edge that separates Z_1 and Δ , and with e_2 the edge that separates Z_2 and Δ . Further, let us denote by e the third edge of Δ , and by v_1 and v_2 the endpoints of e , such that before the merging v_1 is part of Z_1 and v_2 is part of Z_2 (see Fig. 5(a)). As Δ is light we can assume that v_1 has degree at most k , and that v_2 has degree at most $k - 1$.

Lemma 3. *Let S be a set of n points in convex position, let $T \in \mathcal{T}_k(S)$ be a fringe triangulation of S , let Δ be a light merge triangle of T , and let \tilde{n} be the total number of vertices of Δ and its two adjacent ear strips. These ear strips and Δ can be merged into one zigzag ending in an ear with $O(\tilde{n})$ flips, while at no time exceeding a vertex degree of $k > 6$.*

Proof. We want to merge Z_1 and Z_2 together with Δ into a new zigzag Z' that starts at e . As a first, preprocessing, step we flip e_1 followed by e_2 . These flips create the first two triangles of Z' and do not violate the degree bound. Now there is a new triangle that lies between (the remains of) Z_1 and Z_2 , with new edges e_1 and e_2 . We finish the preprocessing phase by flipping (the new edge) e_1 and then (the new edge) e_2 . The result is depicted in Fig. 5(b). The two vertices v_1 and v_2 which may have high vertex degree have been “cut off”. Notice that if Z_1 and Z_2 are small the light merge triangle might already be gone.

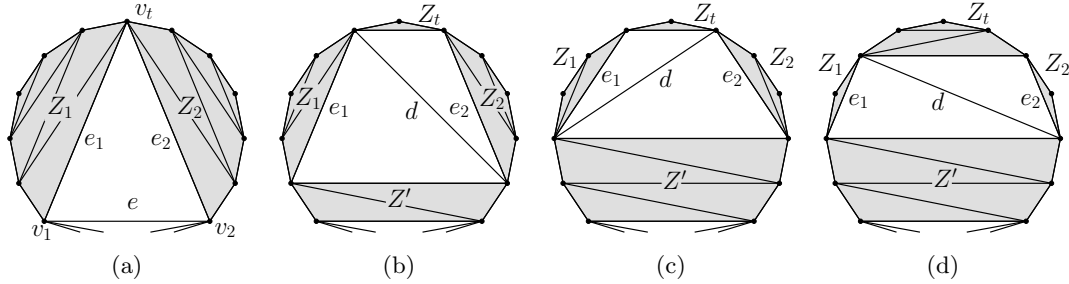


Fig. 5. Removing a light merge triangle. The start configuration (a), after the preprocessing step (b), after flipping F_3 (c), and after flipping F_3 a second time (d).

Let us pause for a second and see what we have obtained so far. Both, Z_1 and Z_2 have lost two triangles each. On top we obtained a new ear. This is the new zigzag Z_t that will grow during the flipping sequence. Thus we have two shrinking zigzags Z_1 and Z_2 , and two growing zigzags Z' and Z_t . All four zigzags are separated by two adjacent triangles, whose common diagonal is called d . We will maintain this configuration throughout the flipping. Notice that the edge labels might change after a flip.

We continue by flipping e_1 , followed by d , and then followed by e_2 . We call this flip sequence F_3 . After flipping F_3 , the zigzags Z_1 and Z_2 have been shrunk by one triangle each. On the other hand, Z' has been enlarged by two triangles (see Fig. 5(c)). Flipping again F_3 will further decrease Z_1 and Z_2 but this time we add two triangles to the zigzag Z_t (see Fig. 5(d)). We repeat flipping F_3 until all the triangles of at least one of the zigzags Z_1 and Z_2 are consumed. If both zigzags vanish at the same time, we successfully removed the light merge triangle. If only one zigzag vanishes, then we created another light merge triangle. We remove this merge triangle again by first flipping the preprocessing sequence followed by iterations of F_3 . Every other time we flip F_3 , we add two triangles to Z' . Thus after $O(\tilde{n})$ flips we removed the light merge triangle. \square

2.3 Rotating a zigzag triangulation

Recall that a zigzag triangulation is uniquely defined (up to an inversion) by the location of one of its ears. A *rotation* is a sequence of flips that transforms one zigzag triangulation into another one. We introduce a rotation operation that needs only a linear number of flips.

Lemma 4. *Let S be a set of n points in convex position and let T be any zigzag triangulation of S . T can be flipped into any other zigzag triangulation of S with $O(n)$ flips, while at no time exceeding a vertex degree of $k > 6$.*

Proof. Let u be the tip of an ear of the target zigzag triangulation. Further, let u' be a vertex next to u on the convex hull of T . Denote with Δ the triangle in T , which is incident to the

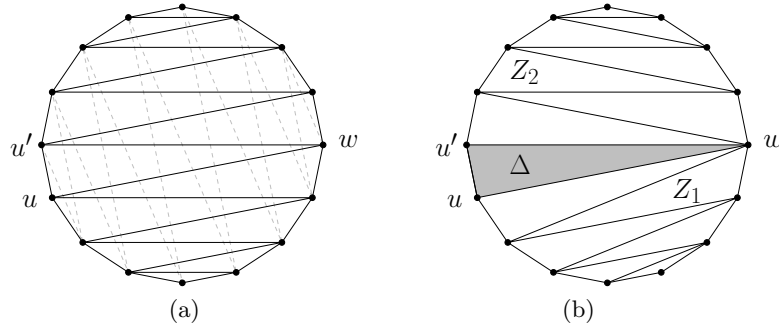


Fig. 6. Rotating a zigzag using $O(n)$ flips as described in Lemma 4. The dashed edges in (a) depict the target zigzag triangulation T' .

edge (u, u') . Fig. 6(a) shows the situation, where the dashed edges present the target zigzag triangulation and Δ in T is spanned by u , u' , and w .

The removal of the triangle Δ would split the zigzag triangulation T into the two zigzags Z_1 and Z_2 . As a first step we invert Z_1 and Z_2 . The result is shown in Fig. 6(b). In this configuration Δ is a degenerate light merge triangle. (Think of a zigzag of size zero glued to (u, u') .) Therefore, we can apply Lemma 3 and merge Z_1 and Z_2 into one single zigzag Z . The zigzag Z induces a zigzag triangulation that has an ear with tip u . Either this triangulation coincides with T' , or we obtain T' after a single inversion of Z .

The flipping sequence uses $O(n)$ flips to invert Z_1 and Z_2 . Applying Lemma 3 needs again $O(n)$ flips, as well as the possible final inversion of Z , and thus we need $O(n)$ flips in total. \square

We have now obtained all lemmas to give a proof for Theorem 2.

Proof (of Theorem 2). Lemma 1 states that any triangulation with maximum vertex degree $k > 6$ can be transformed into a fringe triangulation with $O(n^2)$ flips. A fringe triangulation contains only a linear number of inner triangles. By Lemma 2 at least one of them can be turned into a light merge triangle with $O(n)$ flips. This light merge triangle can be “resolved” by merging its two adjacent ear strips as explained in Lemma 3. By constructing and merging light merge triangles in succession we remove all inner triangles. This takes $O(n)$ flips per merge triangle, according to Lemma 3, and thus sums up to a total of $O(n^2)$ flips. Notice that after the merge the resulting triangulation might contain a single ear strip that is not a zigzag. By repeated inversions we can turn this triangulation into a fringe triangulation with the technique presented in Lemma 1. We increase the number of triangles that are part of the ear strip zigzags after every of these inversions. Hence, the total number of flips for turning the triangulation after the merge of an inner triangle into a fringe triangulation is $O(n^2)$. Lemma 4 concludes the proof by showing that each zigzag triangulation can be rotated to the canonical zigzag triangulation using $O(n)$ flips. In addition each operation used (set of flips) respects the degree bound, as stated in the corresponding lemmas. \square

3 Point sets in convex position with relaxed degree bounds

If we allow a slightly increased degree bound in intermediate steps (when flipping from one degree bounded triangulation to another) then we can show an upper bound of $O(n \log n)$ for the diameter of the flip graph. To this end, we will show that in this relaxed setting we can remove a constant fraction of the inner triangles per step, involving a linear number of flips. For this we need to slightly redefine fringe triangulations, and improve the handling of fans and the rotation of zigzag triangulations.

3.1 Relaxed fan handling

We first introduce a new class of triangulations that will play the role of the fringe triangulation in the previous section.

Definition 1. We call a triangulation a *relaxed fringe triangulation* if, and only if,

- (a) it is a fringe triangulation, i.e., every ear strip is a zigzag,
- (b) it contains no fan of size greater than 3,
- (c) every fan is adjacent to an inner triangle.

Let us now show how to update Lemma 1. To achieve a shorter flip sequence in the lemma we allow to flip to a relaxed fringe triangulation.

Lemma 5. *Let S be a set of n points in convex position and let $T \in \mathcal{T}_k(S)$. Then T can be transformed into a relaxed fringe triangulation of S in $O(n)$ flips, while at no time exceeding a vertex degree of $k > 6$.*

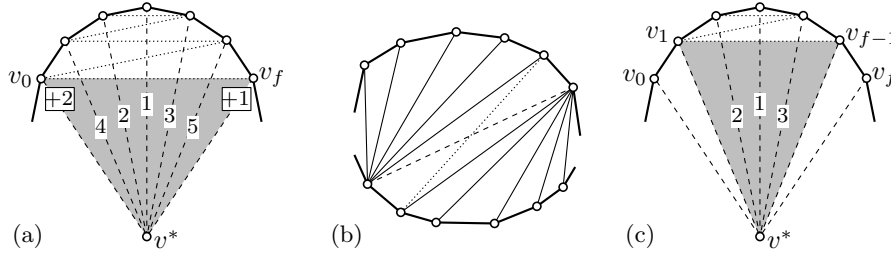


Fig. 7. Handling fans: The boxed numbers show the degree change, the other numbers indicate the order in which flips are performed.

Proof. The flipping sequence consists of two parts. In a preprocessing step we flip all edges that are contained in two fans with different fan handles. Such a pair of fans is depicted in Fig. 7(b). After flipping the common edge, the adjacent fans will either vanish, or be separated by a zigzag.

We continue by removing all fans of size greater than 3. Consider a fan, F , of size f and with handle v^* , like the one depicted in Fig. 7(a). The fan F contains a chain of the convex hull of S . Let v_0, v_f be the endpoints of that chain.

Assume first that neither v_0 nor v_f are vertices of an inner triangle. Since v_0 and v_f cannot be fan handles their degree is at most 4. Therefore we can convert F to an inner triangle $\Delta(v^*v_fv_0)$ and a zigzag containing an ear, performing $O(f)$ flips (see Fig. 7(a)).

Assume now that either one of the vertices v_0 or v_f is incident to an inner triangle. If F has size smaller than 4, we leave the fan unaltered. Otherwise, we treat the strip spanned by v^*, v_1, \dots, v_{f-1} as a (sub)fan of size $f-2$. Since the vertices v_1 and v_{f-1} have degree three, this “subfan” can be removed by the procedure in the previous paragraph. In particular we can flip F to an inner triangle $\Delta(v^*v_{f-1}v_1)$ and a zigzag adjacent to the edge (v_1, v_{f-1}) as depicted in Fig. 7(c).

We end with a triangulation, whose ear strips contain a single fan of size three or smaller. By the technique described in Lemma 1, such a fan can be removed by a series of inversions. Thus, an ear strip of size n' can be turned into a zigzag by $O(n')$ flips. As a consequence, all ear strips can be transformed into zigzags using $O(n)$ flips. Furthermore we observe that the preprocessing sequence flips at most n edges and the removal of a fan of size f takes $O(f)$ flips. Thus a relaxed fringe triangulation can be reached in $O(n)$ flips. \square

3.2 Merge two inner triangles to one

Consider the dual graph D of a relaxed fringe triangulation T . The reduced graph D' is obtained by removing all leaf paths from D . Each leaf in D' is a merge triangle. In the relaxed setting all merge triangles are light. Inner triangles, that are dual to nodes of degree 2 in D' , are incident to one ear strip in T . Remember that all ear strips are zigzags. We call two of these inner

triangles *consecutive* if the triangulation between them is a strip. We show how to merge two consecutive inner triangles into one, thereby reducing the total number of inner triangles in T by one.

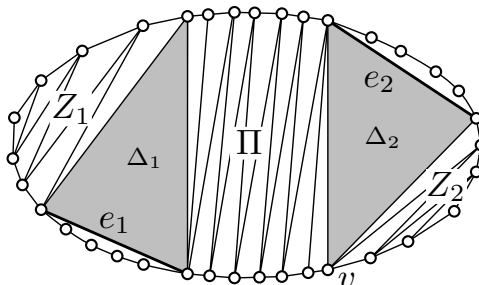


Fig. 8. Example of two consecutive inner triangles, Δ_1 and Δ_2 , with degree 2 in the reduced dual graph D' .

Let Δ_1 and Δ_2 be two consecutive inner triangles that have degree 2 in D' . Let Π be the strip between Δ_1 and Δ_2 , and let Z_1 (Z_2) be the maximal zigzag, which is an ear strip, incident to Δ_1 (Δ_2). Further let e_1, e_2 be the edges of Δ_1 and Δ_2 , respectively, that are not part of a triangle of Π, Z_1 , or Z_2 . See Fig. 8 for an example. The diagonals e_1 and e_2 delimit a connected subset \tilde{T} of T , which is the union of Δ_1, Δ_2 , and the triangles of Z_1, Z_2 , and Π . We denote the size of \tilde{T} with \tilde{n} .

Lemma 6. *Let \tilde{T} be a subset of a relaxed fringe triangulation T as defined in the above paragraph. We can transform T into a relaxed fringe triangulation, such that the two inner triangles Δ_1 and Δ_2 get merged to at most one inner triangle. This reduces the number of inner triangles by at least 1 and takes $O(\tilde{n})$ flips, while at no time exceeding a vertex degree of $k + 4$.*

Proof. We only consider the subset \tilde{T} which can be seen as cutting T along e_1 and e_2 , turning these diagonals into convex hull edges of \tilde{T} . Observe that \tilde{T} is dual to a path. As T is a relaxed fringe triangulation, \tilde{T} contains at most two fans of constant size. Thus, \tilde{T} can be converted into a zigzag triangulation with a constant number of inversions, and a total of $O(\tilde{n})$ flips. This zigzag triangulation can be rotated, such that it starts at e_1 . By Lemma 4 only $O(\tilde{n})$ flips are needed for this rotation.

This transforms T into a relaxed fringe triangulation T' . Between e_1 and e_2 , T' has a zigzag starting at e_1 and ending at an inner triangle, Δ , at e_2 , and another zigzag dual to a leaf path incident to Δ . Observe that, if the chains of the convex hull of \tilde{T} between e_1 and e_2 are of equal size (up to ± 1), then the resulting triangulation between e_1 and e_2 is a zigzag (without inner triangles).

We now argue that we have respected the degree bound during the rotation and inversion of a zigzag (inside \tilde{T}). The only vertices that can accumulate a degree bigger than k are the vertices of e_1 and e_2 . These vertices have a degree of at least 3 in \tilde{T} before the transformation. \tilde{T} contains only fans of constant size (less than 4) and the operations used (inversion, rotation) generate a degree of at most 7 in the present case (see for example the left-most vertex in Fig. 5(c)). Thus, during the transformation, the vertices of e_1 and e_2 get an overall degree in T of at most $k + 4$. The result of the merge is again a relaxed fringe triangulation with vertex degree at most k , as the result of transforming \tilde{T} is a zigzag triangulation. (If one of the vertices of e_1 and e_2 had a degree of 3 in \tilde{T} , it may be necessary to invert one (or both) of the zigzags in T' between e_1 and e_2 to restore the vertex degree bound. This takes only another $O(\tilde{n})$ flips.) \square

3.3 Putting things together

We now have all tools to show an upper bound of $O(n \log n)$ for the flip distance of bounded degree triangulations with relaxed intermediate degree bounds.

Theorem 3. *Let S be a set of n points in convex position and let $T \in \mathcal{T}_k(S)$ be a triangulation of S with maximum vertex degree $k > 6$. Then T can be flipped into the canonical triangulation of S in $O(n \log n)$ flips while at no time exceeding a vertex degree of $k + 4$.*

Proof. By Lemma 5 we can transform T into a relaxed fringe triangulation T' as defined in Section 3.1. We show that we always can remove at least $1/8$ of the inner triangles of T' with a linear number of flips. The result is again a relaxed fringe triangulation.

Consider the tree \hat{D} whose nodes are the inner triangles of T' . Two nodes in \hat{D} are connected by an edge if they correspond to consecutive inner triangles. Let d_1, d_2, d_3 be the number of degree 1, 2, 3 nodes in \hat{D} , and let $m = d_1 + d_2 + d_3$ be the number of inner triangles in T' . Assume, first, that \hat{D} has at least $m/8$ leaves. Every leaf of \hat{D} corresponds to a light merge triangle for the relaxed degree bound. By Lemma 3 we can therefore merge $m/8$ light merge triangles with $O(n)$ flips. After the merging we reduced the number of inner triangles by a factor of $m/8$.

Assume now that there are less than $m/8$ leaves in \hat{D} . Observe that in a tree with no nodes of degree two, the number of leaves exceeds the number of inner nodes, and therefore in our case we have $d_3 < d_1 < m/8$. Since \hat{D} is a tree it has $m - 1$ edges. The number of edges with a vertex of degree one or three is less than $d_1 + 3d_3 < m/2$. Hence we have more than $m/2$ edges where both endpoints have degree two. Let this edge set be E_2 , with $|E_2| > m/2$. The tree \hat{D} decomposes into three edge-disjoint matchings M_1, M_2, M_3 . Such a decomposition can be determined greedily. Assume that M_1 is the matching that contains the majority of edges from E_2 . For every edge in $M_1 \cap E_2$ we can apply Lemma 6 independently. The combined flipping sequence has $O(n)$ flips in total. The number of inner triangles is reduced by a factor of $|M_1 \cap E_2| \geq |E_2|/3 > m/6$.

Thus, in both cases, we can reduce the number of inner triangles by at least a factor of $m/8$ per $O(n)$ flips. This gives an overall bound of $O(n \log n)$ flips. \square

4 Point sets in general position

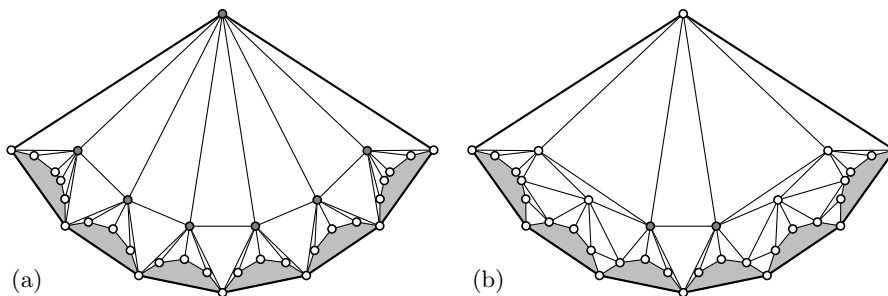


Fig. 9. Two triangulations which cannot be flipped into each other.

In this section we study flip graphs of bounded degree triangulations of a set S of n points in general position in the plane. As in Section 2, let $\mathcal{T}_k(S)$ be the set of triangulations of S such that all vertices have degree at most k . We study the same question as in the convex setting: If there are two triangulations $T_1 \in \mathcal{T}_k(S)$ and $T_2 \in \mathcal{T}_k(S)$, is it possible to flip from T_1 to T_2 while at no time exceeding a vertex degree of k ?

We can answer this question negatively for any k . For $k < 7$ we know from Section 2 that the flip graph of $\mathcal{T}_k(S)$ may be disconnected. In the following we show that for any $k \geq 7$ there exists a point set which has two triangulations $T_1 \in \mathcal{T}_k(S)$ and $T_2 \in \mathcal{T}_k(S)$ which cannot be

flipped into each other without exceeding a vertex degree of k . Consider the example for $k = 8$ depicted in Fig. 9. The shaded parts represent zigzag triangulations and the dark vertices have degree 8. In the left triangulation only edges of the zigzags can be flipped without exceeding vertex degree 8. Hence it is impossible to reach the triangulation on the right. It is not difficult to obtain similar examples for any $k \geq 7$.

Finally, we consider the flip graph connectivity problem for a relaxation of triangulations. *Pseudo-triangulations* (see [11] for a survey) generalize triangulations in the following sense: A *pseudo-triangle* is a planar polygon with exactly three internal angles less than 180° . A pseudo-triangulation of a point set S is a partition of the convex hull of S into pseudo-triangles whose vertex set is S . A pseudo-triangulation is called *pointed*, if every vertex is incident to an angle greater than 180° . Two pseudo-triangles which share an edge form a (possibly degenerate) pseudo-quadrilateral Q , that is a polygon with 4 internal angles less than 180° . We call the vertices that realize the small angles the *corners* of Q . The common edge e of the pseudo-triangles is the only non-polygon edge of a geodesic between two opposing corners in Q . The geodesic between the other two corners consists also of only one non-polygon edge, say e' . Exchanging e by e' is called a flip in a pointed pseudo-triangulation (see Fig. 10). The induced flip graph $\mathcal{F}_{PT}(S)$ of pointed pseudo-triangulations of a point set S is connected and its diameter is $O(n \log n)$ [3]. Further, it is known that any point set S in general position has




Fig. 10. A flip in a pointed pseudo-triangulation. The dotted lines denote the geodesics between opposing corners of the pseudo-quadrilateral.

a pointed pseudo-triangulation of maximum vertex degree 5 [10]. Hence, the question arises if there is a $k \geq 5$ such that the flip graph of pointed pseudo-triangulations with maximum vertex degree k is connected.

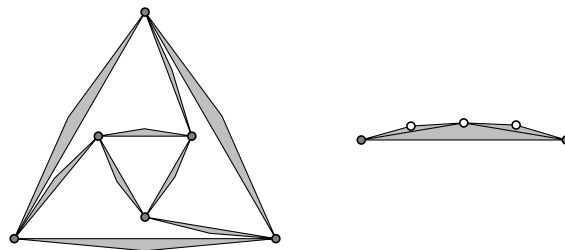


Fig. 11. The “triangular edges” in the left drawing consist of the structure shown on the right, with the indicated orientation. Dark vertices have degree 9.

For point sets in convex position every pointed pseudo-triangulation is in fact a triangulation. Thus our results on triangulations of convex point sets apply also for pointed pseudo-triangulations. For point sets in general position the question whether the flip graph of pointed pseudo-triangulations with maximal vertex degree k is connected remains open. However, we can show, that for $k \leq 9$ the induced flip graph is disconnected. Consider the pointed pseudo-triangulation P depicted in Fig. 11. P has maximal vertex degree 9, but no edge of P can be

flipped without creating a vertex with degree 10. However, P is not the only pointed pseudo-triangulation of this point set with maximum vertex degree 9. Examples for $k = 7, 8$ can be easily derived from this construction.

5 Conclusions and future work

We considered the flip graph of degree bounded (pseudo-)triangulations with respect to the maximum vertex degree. For point sets S in convex position we showed that for the set $\mathcal{T}_k(S)$ of triangulations with maximum vertex degree k , the flip graph is not connected for $k \leq 6$, but connected for any $k > 6$. That is, for any $T_1, T_2 \in \mathcal{T}_k(S)$, $k > 6$, there exists a sequence of flips from T_1 to T_2 such that each intermediate triangulation T_j is also in $\mathcal{T}_k(S)$. We were able to bound the length of such a sequence by $O(n^2)$.

It is an open question whether the bound on the flip distance can be further improved. Theorem 3 gives hope that a bound of $O(n \log n)$ on the diameter of $\mathcal{T}_k(S)$ is within reach. The $k + 4$ relaxation for intermediate triangulations stems mainly from the intention of keeping the proofs as simple as possible. We are certain that a closer investigation will lead to a reduction of the additive term, maybe even to zero. Further, we were able to prove that the flip graph is not connected for triangulations $T \in \mathcal{T}_k(S)$ of point sets S in general position, for any (constant) k . There is a slight chance that the flip graph remains connected when allowing a relaxed intermediate degree bound.

For degree bounded pointed pseudo-triangulations in general point sets we showed, that for a maximum vertex degree of at most 9 the flip graph is not connected. Hence, for degree bounded pointed pseudo-triangulations it is only known that, if the flip graph is connected, then the maximum vertex degree has to be at least 10. Further, for pointed pseudo-triangulations another interesting question arises, when bounding the face-degree, that is the maximum number of vertices of pseudo-triangles. Every point set has a pointed pseudo-triangulation with face degree at most 4 [10]. For any $k \geq 4$ it is open if \mathcal{F}_{PT} stays connected when deleting all vertices that correspond to pointed pseudo-triangulations which contain a face of degree greater than k .

6 Acknowledgments

This work was initiated during the Second European Pseudo-Triangulation Working Week in Alcalá de Henares, Spain, 2005. We want to thank the organizers and all participants for a stimulating environment and fruitful discussions.

O. Aichholzer was funded by the Austrian Science Fund (FWF): I 648-N18 and S09205-N12. T. Hackl was funded by the Austrian Science Fund (FWF): P23629-N18. D. Orden and P. Ramos were partially supported by MICINN grant MTM2011-22792 and by the ESF EURO-CORES programme EuroGIGA, CRP ComPoSe, under grant EUI-EURC-2011-4306. G. Rote and A. Schulz were partially supported by the Deutsche Forschungsgemeinschaft (DFG) under grant RO 2338/2-1. B. Speckmann was partially supported by the Netherlands' Organisation for Scientific Research (NWO) under project no. 639.022.707.

References

1. M. Abellanas, J. Bose, J. García, F. Hurtado, M. Nicolás, and P. Ramos. On structural and graph theoretic properties of higher order Delaunay graphs. *International Journal of Computational Geometry and Applications*, 19(6):595–615, 2009.
2. O. Aichholzer, T. Hackl, D. Orden, P. Ramos, G. Rote, A. Schulz, and B. Speckmann. Flip graphs of bounded-degree triangulations. In *Electronic Notes in Discrete Mathematics: Proc. European Conference on Combinatorics, Graph Theory and Applications, EuroComb 2009*, volume 34, pages 509–513, 2009.
3. S. Bereg. Transforming pseudo-triangulations. *Information Processing Letters*, 90:141–145, 2004.
4. P. Bose and F. Hurtado. Flips in planar graphs. *Computational Geometry: Theory and Applications*, 42(1):60–80, 2009.

5. H. Edelsbrunner. *Geometry and Topology for Mesh Generation*. Cambridge Monographs on Applied and Computational Mathematics. Cambridge University Press, New York, NY, USA, 2006.
6. D. Eppstein. Happy endings for flip graphs. *Journal of Computational Geometry*, 1(1), 2010.
7. T. Hackl. *Relaxing and lifting triangulations*. PhD thesis, IST & IGI-TU Graz, Austria, 2010.
8. S. Hanke, T. Ottmann, and S. Schuierer. The edge-flipping distance of triangulations. *Journal of Universal Computer Science*, 2:570–579, 1996.
9. M. Houle, F. Hurtado, M. Noy, and E. Rivera-Campo. Graphs of triangulations and perfect matchings. *Graphs and Combinatorics*, 21(3):325–331, 2005.
10. L. Kettner, D. Kirkpatrick, A. Mantler, J. Snoeyink, B. Speckmann, and F. Takeuchi. Tight degree bounds for pseudo-triangulations of points. *Computational Geometry: Theory and Applications*, 25:1–12, 2003.
11. G. Rote, F. Santos, and I. Streinu. Pseudo-triangulations - a survey. In J. Goodman, J. Pach, and R. Pollack, editors, *Surveys on Discrete and Computational Geometry-Twenty Years Later*, volume 453 of *Contemporary Mathematics*, pages 343–410. American Mathematical Society, 2008.
12. F. Santos. A point set whose space of triangulations is disconnected. *Journal of the American Mathematical Society*, 13(3):611–637, 2000.
13. R. Sibson. Locally equiangular triangulations. *The Computer Journal*, 21(3):243–245, 1978.
14. D. D. Sleator, R. E. Tarjan, and W. P. Thurston. Rotation distance, triangulations, and hyperbolic geometry. *Journal of the American Mathematical Society*, 1(3):647–681, 1988.
15. R. P. Stanley. *Enumerative combinatorics. Vol. 2*. Number 62 in Cambridge Studies in Advanced Mathematics. Cambridge University Press, Cambridge, 1999.