

A Deposition and Post Processing Approach for the Longest Common Subsequence Problem

Kang Ning

Department of Pathology, University of Michigan, Ann Arbor, MI, USA
kning@umich.edu

Abstract

The problem of finding the longest common subsequence (LCS) for a set of sequences is a very interesting and challenging problem in computer science. This problem is NP-complete, but because of its importance, many heuristic algorithms have been proposed, such as Long Run algorithm and Expansion Algorithm.

However, the performances of many current heuristic algorithms are not very good, especially on datasets with many long sequences. In this paper, we have proposed a new heuristic algorithm for the LCS problem, the Deposition and Extension algorithm (DEA). This algorithm first generates common subsequence by the process of sequences deposition, and then extends this common subsequence. The algorithm is proven to generate *Common Subsequences* (CSs) with guaranteed lengths. The experiments show that our algorithm performs comparative to or better than Long Run and Expansion Algorithm, especially on many long sequences. The algorithm also has superior efficiency both in time and space.

1. Introduction

The problem of finding the Longest Common Subsequences (LCS) has many applications in different areas of computer science. The LCS of a set of sequences can be formulated as this. For two sequences $S=s_1...s_m$ and $T=t_1...t_n$, S is the subsequence of T (T is the supersequence of S) if for some $1 \leq i_1 < ... < i_m \leq n$, $s_j = t_{i_j}$. Given a finite set of sequences $S=\{S_1, S_2, ..., S_k\}$, a CS of S is the sequence T such that each sequence in S is a supersequence of T , and a LCS of S is the longest possible T among all of CS for this set of sequences S . The LCS problem has applications in many areas, including data compression, pattern recognition, file comparison and biological sequence comparisons and analysis (1,2); and there are some applications been commonly used based on the computation of LCS of two sequences, like UNIX diff command (3).

The LCS problem has been examined extensively by many researchers (refer to (4) for details). The LCS of two sequences can be computed by dynamic programming in $O(n^2)$ time and $O(n^2)$ space, and there are a number of papers for this problem using dynamic programming with reduced time and space (1,5).

Unfortunately, the LCS problem on arbitrary k sequences is a well-know NP-hard problem that is even hard to approximate in the worst case (6). Though there are efficient dynamic programming algorithms on computation of LCS for small k (7,8), these algorithms are not suitable for dataset in which there can be many long sequences (2).

Though this problem is NP-hard, it is so important in application that many heuristic algorithms have been proposed to solve the LCS problem (4,6,9). These algorithms compute the common subsequences (not necessarily the longest) of the input sequences.

However, there are still no effective solutions to the LCS problem for both small and large LCS instances. By *large LCS instances*, we mean instances where (a) the sequences in S are *long* (n is 100 and more), (b) there are *many* sequences (k is 100 or more), and (c) different sizes of alphabets sets (q can be up to 50). And other instances are *small LCS instances*. Recently, a post processing algorithm has been proposed (10) to solve the Shortest Common Supersequence (SCS) problem on large SCS instances (same as large LCS instances), and it is shown to be quite effective. This shed light on the possibility of generating the CS of a set of sequences by a post processing method.

In this paper, we have proposed a deposition and post-processing approach for the longest common subsequence (LCS) problem on a set of sequences. The algorithm that we have proposed is suitable for both small and large LCS instances, and it is effective even on very large datasets with many long sequences. We have proven the guaranteed performance of the algorithm, analyzed its results empirically, and also empirically showed the superiority of the algorithm to other heuristic algorithms, especially on many long sequences. The algorithm is also very efficient in both time and space.

2. Literature review and our approach

The LCS problem is extensively investigated by many researchers (refer to (2,4)). Though there are algorithms to compute LCS for a small set of sequences (5,11), the optimal solution for this problem on arbitrary number of sequences with arbitrary lengths is NP-hard (6), and there are many heuristics for the problem.

In the following part, we will use n as the length of the sequence, k as the number of sequence, and Σ as the alphabet set. For the sequences S over alphabet set $\Sigma = \{\sigma_1, \sigma_2, \dots, \sigma_{|\Sigma|}\}$, the **alphabet content** r_i of σ_i is defined as the number of σ_i in all of the sequences, over the total lengths of the sequences.

The Dynamic programming algorithms

There exists a dynamic programming algorithm to compute the LCS of a set S of k sequences (11), but it requires $O(n^k)$ time and space, where n is the length of the longest sequence in S . Hence this algorithm is feasible only for small values of n and k (7,8). An improvement of such algorithm based on the Four Russians' technique (12) is possible and the time complexity would be $O(n^k/\log n)$, but the hidden constants would not make such an algorithm more appealing than the one in (11) for arbitrary sequences datasets.

The Long Run algorithm

The simple and fast Long Run algorithm is proposed by Jiang and Li (6). For k sequences in $S = \{s_1, s_2, \dots, s_k\}$ on the finite alphabet set $\Sigma = \{\sigma_1, \sigma_2, \dots, \sigma_{|\Sigma|}\}$. Long Run algorithm finds maximum m such that there is σ_i in Σ , and σ_i^m is a common subsequence of all input sequences. It outputs σ_i^m as the result of LCS.

The time complexity of the long run algorithm is $O(kn)$.

The Greedy algorithm and Tournament algorithm

These are two variations of an iterative scheme based on combining “best” sequence pairs. Given any pair of sequences, S_i and S_j , an optimal subsequence of the pair, $\text{LCS}(S_i, S_j)$, can be computed in $O(n^2)$ using dynamic programming. The Greedy algorithm first chooses the “best” sequence pair – the pair that gives the longest $\text{LCS}(S_i, S_j)$. Let’s call them S_1 and S_2 . The algorithm then replaces the two sequences S_1 and S_2 by their subsequence, $\text{LCS}(S_1, S_2)$. The algorithm proceeds recursively. Thus, we can express it as follows:

$$\text{Greedy}(S_1, S_2, \dots, S_k) = \text{Greedy}(\text{LCS}(S_1, S_2), S_3, \dots, S_k) \quad (1)$$

The Tournament algorithm is similar to the Greedy algorithm. It builds a “tournament” based on finding *multiple* best pairs at each round and can be expressed schematically as follows:

$$\begin{aligned} \text{Tournament}(S_1, S_2, \dots, S_k) = \\ \text{Tournament}((\text{LCS}(S_1, S_2), \text{LCS}(S_3, S_4), \dots, \text{LCS}(S_{k-1}, S_k)) \end{aligned} \quad (2)$$

Both Greedy and Tournament algorithms have $O(k^2 n^2)$ time complexity and $O(kn + n^2)$ space complexity.

The Expansion algorithm

The Expansion Algorithm is proposed by Bonizzoni et al. (9). The strategy of this algorithm is to reduce all sequences in set S to streams first, where a stream is the sequence without consecutive identical alphabets. For example, we can reduce the sequence $s_1 = \text{aaagcctt}$ to agct . Then find all short common streams for sequences, whose lengths are not more than 2. Among them, choose a longest common stream z of all sequences in S . Then one can expand all substrings of stream z to find a common subsequence of S with maximal length. For example, the sequence aag (and also cag) can be expanded from ag . The long run algorithm is also embedded in the expansion algorithm by finding all short common streams and expanding them. The time complexity of the Expansion algorithm is $O(kn^4 \log n)$.

To our best knowledge, the Expansion Algorithm is currently one of the best algorithms to the LCS problem on datasets with many sequences.

Other algorithms

The Best Next heuristic algorithm is a typical example of fast LCS heuristic algorithm for two sequences (13,14), and it can be easily extended to a heuristic program for k sequences. Its complexity is $O(|\Sigma|kn)$, where $|\Sigma|$ is the size of alphabets Σ , k and n are the number and length in S , respectively. The machine learning algorithms (15) are also investigated by researchers, with satisfactory results on the computation of two sequences and improved efficiency. Some other algorithms investigate the efficiency of the algorithm on LCS problem (2), or LCS problem on specific sequences (16).

Performance Ratios and Upper Bounds Calculation

To compare the performance of different heuristic algorithms, a performance ratio measurement is proposed. The performance ratio of a heuristic algorithm A over an instance S is the value $R_A(S)$, where

$$R_A(S) = |opt(S)| / |CS_A(S)| \quad (3)$$

in which $opt(S)$ is the optimal LCS, and $CS_A(S)$ is the result of algorithm A , that is, CS generated by algorithm A . The closer performance ratio is to 1, the better the heuristic.

Long Run (6) and Expansion Algorithm (9) have guaranteed performance ratio $|\Sigma|$, where $|\Sigma|$ is the size of the alphabet set Σ . Actually, some researchers pointed out that (17) any heuristic algorithm which uses only global information, such as number of symbol occurrences, might return a common subsequence as short as $1/|\Sigma|$ of the length of the optimal results even for two sequences. It was obvious that both Greedy and Tournament do not have approximation ratios.

For large LCS instances, $opt(S)$ is generally not available, so that estimation of the upper bound or lower bounds of $opt(S)$ is important for calculation of performance ratios.

• Superadditivity and Expected values of LCS length

To assess the performance ratio of different algorithms, it is important to estimate the optimal LCS length accurately.

The LCS of multiple sequences has the superadditive property. Let $S_i = a_i | b_i$ for all of the sequences S_i of the same length, and a_i are of the same length for all S_i . Then for k sequences

$$|LCS(S_1, S_2 \dots S_k)| \geq |LCS(a_1, a_2 \dots a_k)| + |LCS(b_1, b_2 \dots b_k)|$$

This is an obvious relation. For example, $S_1 = \text{"ABC"}$, $S_2 = \text{"BCD"}$; $a_1 = \text{"A"}$, $a_2 = \text{"B"}$; $b_1 = \text{"BC"}$, $b_2 = \text{"CD"}$. Then $|LCS(S_1, S_2)| = 2$, while $|LCS(a_1, a_2)| = 0$ and $|LCS(b_1, b_2)| = 1$. Clearly, the expected length of LCS also has the superadditive property.

$$E|LCS(S_1, S_2 \dots S_k)| \geq E|LCS(a_1, a_2 \dots a_k)| + E|LCS(b_1, b_2 \dots b_k)|$$

For sequence satisfying the superadditive condition, we have Fekete's Lemma (18,19).

Lemma (Fekete): For every sequence of real numbers $\{a_n\}$, $n \geq 1$. If $\{a_n\}$ satisfies the superadditive condition

$$a_{m+n} \geq a_m + a_n$$

then the limit $\lim_{n \rightarrow \infty} \frac{a_n}{n}$ exists and is equal to $\sup_{n \rightarrow \infty} \frac{a_n}{n}$.

For multiple sequences, we apply this lemma to $a_n = E(|LCS(S_1, S_2 \dots S_k)|)$ with each of the k sequences S_i of length n , and we define the limit as γ_k . We obtain the limit result

$$\gamma_k = \lim_{n \rightarrow \infty} \frac{|\text{LCS}(s_1, s_2 \dots s_k)|}{n} = \sup_{n \rightarrow \infty} \frac{|\text{LCS}(s_1, s_2 \dots s_k)|}{n}$$

There is an conjecture (19) that for two sequences, $E(|\text{LCS}|) = n * \frac{2}{\sqrt{|\Sigma|} + 1}$ (though it is not correct for $|\Sigma|=2$ (20)). However, this is unproven conjecture.

The expected length of LCS is related with average-case performance of the heuristics, and it is an important measurement to evaluate the performance of the heuristic algorithms, as well as other value evaluations as we will show later.

• Upper Bounds

In this project, since there are so many sequences, the dynamic programming approach for the exact LCS is not feasible, so we have computed the upper bound of the LCS length.

Given a set S of n sequences with max sequence length k , and the alphabet set $\Sigma = \{\sigma_1, \sigma_2, \dots, \sigma_{|\Sigma|}\}$. The algorithm first choose number $|\Sigma|$ of sequences $\{S_1, S_2, \dots, S_{|\Sigma|}\}$ from the sequences set S , so that s_i is the sequence with most number of σ_i .

Then dynamic programming is applied on $\{S_1, S_2, \dots, S_{|\Sigma|}\}$, and the upper bound of the LCS length is obtained.

If $|\Sigma|$ is large, or the length of the sequences is very long; then the number of sequences chosen can be smaller than $|\Sigma|$. These sequences are chosen in the same manner as described above, but only part of the alphabets in Σ are considered, subject to the alphabet contents of these sequences.

Issues less Addressed and Our Approach

Though there are many heuristic algorithms for the LCS problem (4,6,9), most of these algorithms concentrate on the sequences set that has few long sequences or many short sequences, and few algorithms (9) concentrate on large LCS instances that have many long sequences. However, large LCS instances are common in many applications.

Therefore, it is important to devise an effective algorithm that works well on large LS instances. In this project, we have focused on large LCS instances. We have developed an effective heuristic algorithm for this purpose, proved its performance ratio, and empirically analyzed and compared the performance of the algorithms on simulated and real sequences.

In the following part, we have first described our deposition and post processing approach for the LCS problem, and analyzed some key values. We have then applied our algorithm on simulated and real sequences with different number of alphabets, analyzed and compared our algorithm with other algorithms in the experiments. Then we have concluded this paper with future work.

3. Deposition and Post Processing Method

We have proposed the Deposition and Extension algorithm (DEA). In this algorithm, we first generate a common subsequence for a set of sequences by deposition method, and then extend this common subsequence to get CS_{DEA} .

Deposition Process

A common subsequence T (or *template*) is found out through the process of deposition (refer to (21) for application of deposition on SCS problem). In the deposition process, for each of the sequences S_i in K sequences, the *front* in deposition step d_j is the number of characters $f_i(d_j)$ that are already processed. At the beginning of the process, every sequence has front (height) 0. For each of the deposition step d_j for sequence S_i , the *change* of front is $f_i(d_j) - f_i(d_{j-1})$, that is, the difference of current front and the previous front. We also define **search range L** , which limit the number of characters in the sequences that we search for common alphabets. For example, search for alphabet A_p in S_i at deposition step d_j means that we exam the existence of A_p in substring $S_i[f_i(d_j)..f_i(d_j)+L]$. It is easy to see that deposition method without any search range is equivalent to the deposition method with search range $L = n$.

• MF Deposition Method

The MF deposition method is based on simple intuition o deposition. In this method, at each deposition step d_j , the alphabet A_j which appears in most of the front positions is selected. For a sequence $S_i = a_{i_1} a_{i_2} \dots a_{i_n}$, $S_i[p..q]$ ($p \leq q$) denotes the substring $a_{i_p} \dots a_{i_q}$. The presence of A_j in every sequence is checked within search range L ; that is, for every sequences s_i , check if A_j is in the substring $S_i[f_i(d_j)..f_i(d_j)+L]$. If A_j is present in every substring, then each sequence now has the front at position where A_j appears in search range. Define “||” as concatenation, then the template T is extended by A_j , $T = T || A_j$. Otherwise, A_j is deposited for those sequences with it as front, but the template is not extended. We do this for multiple iterations, until one or more sequences are completely deposited. Since it chooses the alphabet that appears in most of the fronts, this deposition method is called the “Most Front” (MF) method. Figure 1 gives an example of such process.

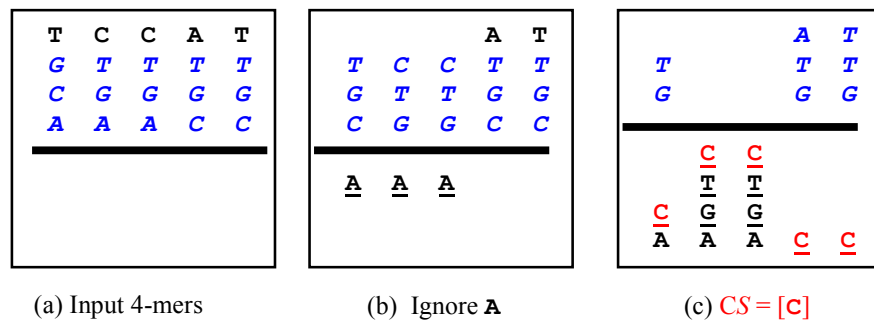


Figure 1: The step by step illustration of the process of finding long template by deposition. The search range L is set to be 3. (a) is the state before deposition, (b) is

the state after first deposition step, and (c) is the state after last step. The result is template $T = \text{"C"}$, which is NOT the optimal result. Underline indicates the characters deposited, bold bars indicate the fronts, and italics are characters in search range.

In Figure 1(a), there are five sequences with length 4 each. In Figure 1(b), we have selected character "A", but it is not in every sequence within search range. Next in Figure 1(c), we have tested character "C", and the check returns the positive answer, so the common subsequence T is currently "C". Since this "C" is the last character for the second sequence, the process terminates. The template $T = \text{"C"}$.

MF Deposition

Input: Seqs set $S = \{S_1, S_2, \dots, S_n\}$, with maximum length of seq n
Search range L

Output: A common subsequence T of all the seqs in S

```

T = "";
While no front  $f_i(d_j)$  is equal to seq length
  presence = YES;
  Get alphabet  $A_j$  that appears most at fronts of every seqs;
  For every seq  $S_i$  in  $S$ 
    If  $A_j$  not in  $S_i[f_i(d_j), f_i(d_j)+L]$ 
      presence = NO;
      Break;
    EndIf
  EndFor
  If presence == YES
    T = T ||  $A_j$ ;
    For every seq  $S_i$  in  $S$ 
       $f_i(d_{j+1}) = \text{index}(S_i, f_i(d_j) + 1, A_j)$ ;
    EndFor
  Else
    For every seq  $S_i$  in  $S$ 
      If  $\text{front}(S_i) == A_j$ 
         $f_i(d_{j+1}) = f_i(d_j) + 1$ ;
      EndIf
    EndFor
  EndIf
EndWhile

```

Figure 2. The pseudo codes for the MF deposition method.

• MC Deposition Method

Another deposition method is to locally minimize the total changes of the fronts. At each step d_j , suppose the front is $f_i(d_j)$ for sequence s_i , and the search range is L . For every alphabet A_p that is present in every substring (search range) $S_i[f_i(d_j).. f_i(d_j)+L]$, check the

total changes of fronts by deposition of this alphabet; that is, check $\sum_{1 \leq i \leq k} (f_i(d_{j+1}) - f_i(d_j))$ by A_p , and select A_j that minimize this value for deposition. Template T is then extended by A_j , $T = T || A_j$. If there is no presence of such alphabet A_j , then just deposit the alphabet A_j which causes minimum changes of the fronts, and go to next deposition step. Since it chooses the alphabet that locally minimize the total changes, this deposition method is called the “Min Change” (MC) method. An illustration of such process is in Figure 3.

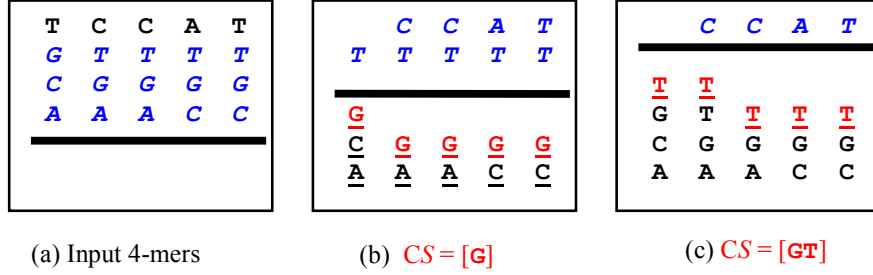


Figure 3. The step by step illustration of the process of finding long template by deposition using the locally minimize the total changes of the front strategy. The search range L is also set to be 3. (a) is the state before deposition, (b) is the state after first deposition step, and (c) is the state after last step. The result is template $T = \text{“GT”}$, which is the optimal result. Underline indicates the characters deposited, bold bars indicate the fronts, and italics are characters in search range.

In Figure 3, the same sequences are used as in Figure 1. In Figure 3(a), there are five sequences with length 4 each. In Figure 3(b), the only alphabet in every search ranges is “G”, so the template T is currently “G”. In Figure 3(c), the only alphabet in every search ranges is “T”, so the template T is currently “GT”. Since this “T” is the last character for the first sequence, the process terminates. The template $T = \text{“GT”}$. Compared with Figure 1, we see that MC deposition method can find longer template than MF method on the same example. However, the MC method is not guaranteed to outperform the MF method.

MC Deposition

Input: Seqs set $S = \{S_1, S_2, \dots, S_n\}$, with maximum length of seq k

Search range L

Output: A common subsequence T of all the seqs in S

$T = \text{“”}$;

While no front $f_i(d_j)$ is equal to seq length

 presence = YES;

For all of the alphabet A_p that appears in range $[f_i(d_j), f_i(d_j) + L]$ for at least one seqs S_i

 Find A_j that minimize $\sum_{1 \leq i \leq k} (f_i(d_{j+1}) - f_i(d_j))$

EndFor

For every seq S_i in S

If A_j not in $S_i[f_i(d_j), f_i(d_j) + L]$

 presence = NO;

Break;


```

        EndIf
    EndFor
    If presence == YES
        T = T || Aj;
        For every seq Si in S
            fi(dj+1) = index (Si, fi(dj) + 1, Aj);
        EndFor
    Else
        For every seq Si in S
            If front(Si) == Aj
                fi(dj+1) = fi(dj) + 1;
            EndIf
        EndFor
    EndIf
EndWhile

```

Figure 4. The pseudo codes for the MC deposition method.

In the Experiments, both MF and MC methods are used for performance analysis.

- **Template Pool**

The template pool is important for the performance of any heuristic algorithms on the LCS problem. This is because a single good template generated is not guaranteed to be extended to a good CS result. Since a template pool contains many templates for extension, the chance of getting good results is much higher.

We have used template pools for our Deposition and Extension algorithm. The pool contains the template generated by the Deposition process, and the “basic” templates each of which is a single alphabet in Σ . For example, for 4-alphabet sequences composed of alphabets $\{\alpha_1, \alpha_2, \alpha_3, \alpha_4\}$, each of these alphabets is one template in the pool. These templates are then extended by the Extension process, and the longest CS result is obtained. Note that by using “basic” templates and extension method, DEA’s results are at least as long as Long Run’s results on the same datasets (details in Extension).

Intuitively, the larger the $|\Sigma|$, the better performance of the template-based algorithms, compared with other alignment-based algorithms. This is because the template pool based algorithms have provided more flexibility for the extensions; thus can generate longer CS results. Based on these thought, we think that Deposition and Extension algorithm can outperform Long Run a lot if the size of Σ is large. Experiments results prove this intuition.

Extension Process

After the template is obtained by Deposition process, the Extension process can be applied on template pool to get the CS result.

In the Extension process, for each of the templates, (a) every alphabet is first added at either end of *template* one at a time, and tests if the extended sequence is the common subsequence of all the sequences in the set. The process continues until no more character

can be added at either end of the common subsequence. (b) Then the template is extended from within. In this step, for each of the character a in the current template, we try to replace a with a^q , such that a^q is a subsequence with q (≥ 2) number of a .

Both of deposition and extension processes are very important to DEA algorithm. The deposition process has generated good template, which is essential to the good CS result. And the good extension process fully exploits the power that a good template can offer. Together, they can produce good CS results.

The time complexity of the MF method is $O(k^2n|\Sigma|)$, and the time complexity of MC is also $O(k^2n|\Sigma|)$. The extension method has the time complexity of $O(k^2n|\Sigma|)$. So the for both of MF method and MC method, the total time complexity of the Deposition and Extension algorithm is $O(k^2n|\Sigma|)$. This is larger than the time complexity of the Long Run algorithm, but much less than that of the Expansion Algorithm.

Guaranteed Performance Ratio

Our Deposition and Extension Algorithm (using template pools) also have a guaranteed performance ratio of $|\Sigma|$, since by using the template pool, the CS generated by our algorithm is at least as long as the ones generated by Long Run algorithm. However, our experiment results have shown that the performance ratios of DEA are much lower than the guaranteed performance ratio $|\Sigma|$.

Analysis of the expected lengths of LCS

Though computation of the length of the LCS for a set of sequences is NP-hard problem, computation of the expected values of LCS lengths is not. Actually, given appropriate parameters such as the length of every sequences, the number of sequences and the alphabetical content of (or part of) the sequences, we can compute the probability that exactly m characters appears in first L characters of every sequences.

We have first analyzed the expected length of LCS on many sequences. Theoretical analysis (4) and simulation results (22) show that the expected length of the LCS is proportional to the length of the sequences. For two random sequences of length n over alphabet set Σ , the expected length of LCS is about $0.65n$ if $|\Sigma|=4$, and $0.35n$ if $|\Sigma|=20$ (22). For more than two random sequences, the expected length of LCS should be even shorter.

We have shown in section “Superadditivity and Expected values of LCS length” that there exists the expected length of LCS -- $E(|LCS|)$, but currently the exact value of $E(|LCS|)$ is not known even for two binary sequences, not to mention multiple sequences. However, some works have been done on the upper and lower bounds of $E(|LCS|)$ for two binary sequences (19). But analysis on multiple sequences is still rare. In this paper, we have computed the upper bound of $E(|LCS|)$ as described above. Note that these upper bounds are very loosely computed, and they are probably much higher than the actual $E(|LCS|)$ for long sequences. The results are shown in Table 1.

Analysis of the Search Range

As described above, a good value of search range L is directly related with the performance of the deposition process (both for MF and MC), and it can be evaluated by analysis of the sequences. In the following part, we will give the upper and lower bounds for the search range L , and then provide L for our algorithm.

- **Theoretical Analysis**

To analyze the value of search range L , we have given a formula to compute the probability that there is at least one alphabet appearing in all of the sequences in the sequences set within search range L . We have proved that: Let S_1, S_2, \dots, S_k be k sequences of length L , defined on the alphabet set $\Sigma = \{A_1, A_2, \dots, A_n\}$. The probability that alphabet A_i appears in any position is p_i . Then the probability that some alphabet appears in all k sequences is

$$\begin{aligned}
& P(A_1 \cup A_2 \cup \dots \cup A_n) \\
&= \sum_{i=1}^n P(A_i) - \sum_{i=1}^{n-1} \sum_{j=i+1}^n P(A_i \cap A_j) + \dots + (-1)^{n-1} P(A_1 \cap A_2 \cap \dots \cap A_n) \\
&= \sum_{i=1}^n (1 - (1 - p_i)^L)^k - \sum_{i=1}^{n-1} \sum_{j=i+1}^n (1 - (1 - p_i)^L - (1 - p_j)^L + (1 - p_i - p_j)^L)^k + \dots + \\
&\quad (-1)^{n-1} \left(1 - \sum_{j=1}^n (1 - p_j)^L + \sum_{j=1}^{n-1} \sum_{k=j+1}^n (1 - p_j - p_k)^L + \dots + (-1)^n (1 - p_1 - p_2 - \dots - p_n)^L \right)^k
\end{aligned} \tag{4}$$

For example, for two binary sequences and search range L , with probability of 0 and 1 being p_0 and p_1 . The probability that either 1 or 0 appears in search range of both sequences is $(1 - p_0^L)^2 + (1 - p_1^L)^2 - (1 - p_0^L - p_1^L)^2$. We refer to this probability as P_E . (Details in Supplementary data).

In a simplified case, in which sequences are completely random, that is, the probability that each of the alphabets has the same probability to occur in these sequences. For the above example, if the two sequences are completely random, then the probability that either 1 or 0 appears in search range of both sequences is $1 - 2 \cdot 0.5^{2L}$. We refer to this probability as P_E^* . Since these sequences are random, the expected position of the common alphabet A_i is at $L/2$. Therefore, if we set a threshold T_P (empirically determined to be 0.95), and if $P_E^* \geq T_P$, then we believe that there is a common alphabet A_i in search range. Then we can determine search range L as any values so that $P_E^* \geq T_P$. Also, suppose the smallest L is L^* , since the first presence of common alphabet A_i can be smaller than L^* , then the expected length of LCS is at least $2 \cdot n / L^*$, in which n is the length of the sequences. For the above example, if the two sequences are completely random, then L is the solution for $1 - 2 \cdot 0.5^{2L} \geq T_P$, i.e., the solution

for $L \geq \log_{0.5} \left(\frac{1 - T_P}{2} \right) / 2$. If $T_P = 0.95$, then $L \geq 3$, and the expected length of LCS is at

least $2n/3$. However, for sequences set with more than two sequences, formula (4) is so complicated that it is not easy to compute the solutions of L for random sequences. It is even more complicated to compute L for non-random sequences based on (4). Therefore, we still have to determine the values of search range L empirically.

- **Empirical Analysis**

The upper bound of L is not so critical for DEA algorithm, since in both MF and MC methods, the increase of fronts of each step is minimized. However, in experiments, we will show that $L=n$ will results in shorter CS results than what we have used in DEA algorithm. Therefore, $L=n$ is still too large, and setting appropriate L is still an important issue.

For estimation of the approximate values of search range L , suppose the length of each sequence is n , and the expected length of LCS is $E(|LCS|)$, then it is easy to see that

$$L \geq \left\lceil \frac{n}{E(|LCS|)} \right\rceil \quad (5)$$

For too short L , it is not likely to generate reasonably long templates. This means that the values of L should be at least 2 for $|\Sigma|=4$, at least 3 for $|\Sigma|=20$, and at least 6 for $|\Sigma|=100$. These lower bounds for search range L are also listed in Table 1.

Sequence length (N)	$ \Sigma $	$E(LCS)$ (upper bounds)	L (lower bounds)
25	4	15.86	2
	20	8.75	3
	100	4.44	6
100	4	65.24	2
	20	34.83	3
	100	18.05	6
500	4	326.01	2
	20	180.56	3
	100	89.81	6
5000	4	3268.26	2
	20	1819.85	3
	100	900.19	6

Table 1: The upper bounds of the expected length of LCS on sequences on different Σ based on extensive simulation. And the lower bounds of the search range values. Notice again that the upper bounds are very loosely defined just to make it correct.

Another important factor is the probability that any alphabet σ_i appears in the search ranges of all the sequences. It is easy to see that for random sequences, if search range L is larger than $|\Sigma|$, then the probability is high.

Formally, for a certain alphabet σ_i in Σ which represents $r_i * kn$ characters in the sequences, the *existence probability* P , which represent the probability that it appears in the search range for all of the k sequences (each of length at most n) is

$$P = (1 - (1 - r_i)^L)^K \quad (6)$$

which is independent from the length of the sequences. Suppose we have analyzed part of the sequences and get r_i , and we are given the existence probability P , then the search range can be computed as

$$L = \frac{\log(1 - P^{\frac{1}{K}})}{\log(1 - r_i)} \quad (7)$$

We have computed the change of L with different r_i (gamma) and P . Results are shown in Figure 5.

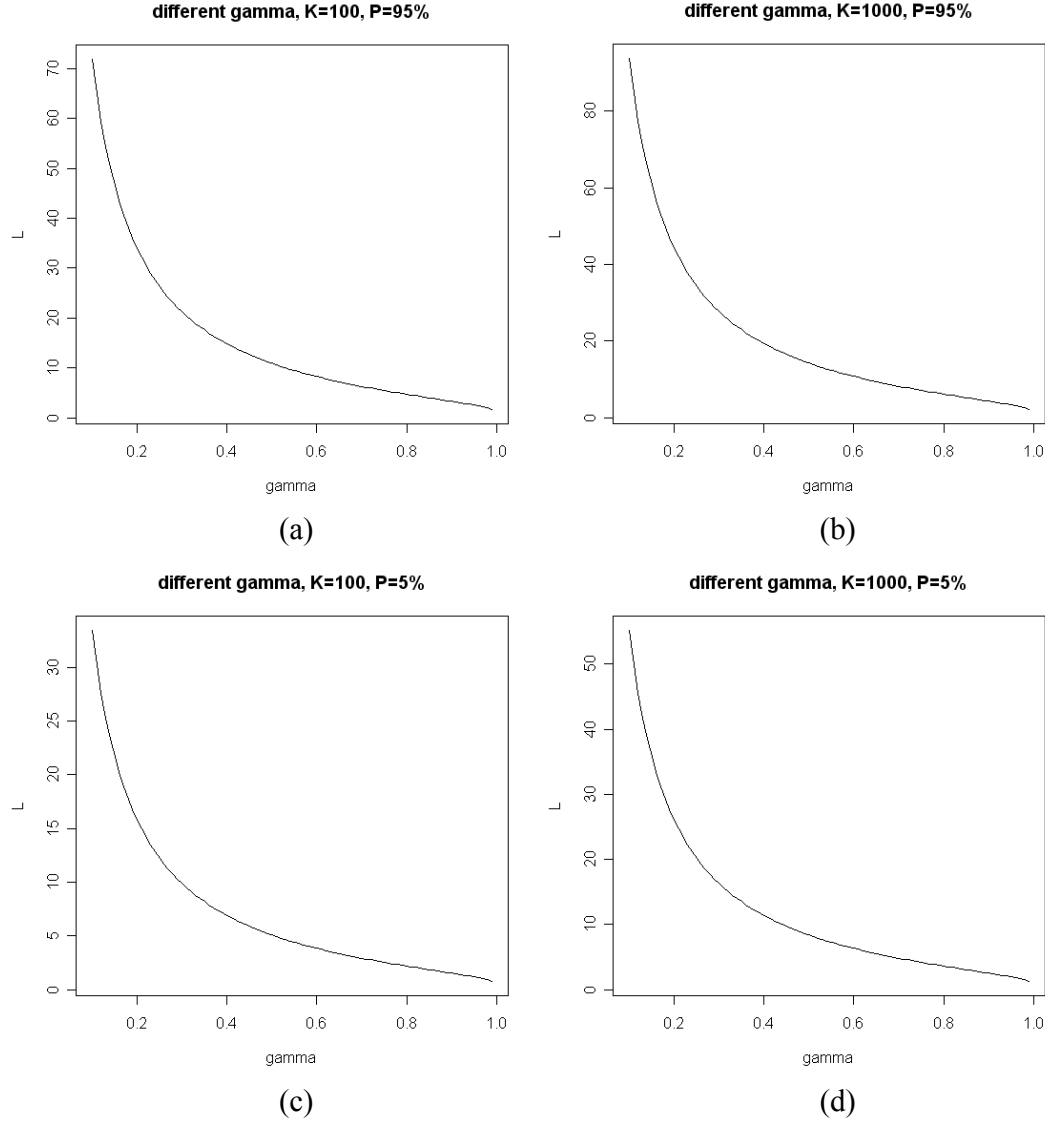


Figure 5. The relationship between L and r_i . (a) and (b) are for $P=95\%$, with 100 and 1000 sequences respectively; (c) and (d) are for $P=5\%$, with 100 and 1000 sequences respectively.

From Figure 5 (a) and (b), we see that to achieve $P=95\%$, $L > 30$ for $r_i = 0.2$, $L \geq 11$ for $r_i = 0.5$ and $L \geq 5$ for $r_i = 0.8$ are required for alphabet σ_i . L should also be longer for more sequences to achieve higher value of P . For r_i over 0.5, there is not much difference in search range for $K=100$ and 1000. On the other hand, From Figure 5 (c) and (d), we observe that if the search range is too short, such as $L \leq 5$ for $r_i = 0.5$ and $L \leq 3$ for $r_i = 0.8$,

then it is unlikely ($P = 5\%$) that there exist such common alphabet σ_i within search range for every sequences, even for only $K=100$ sequences.

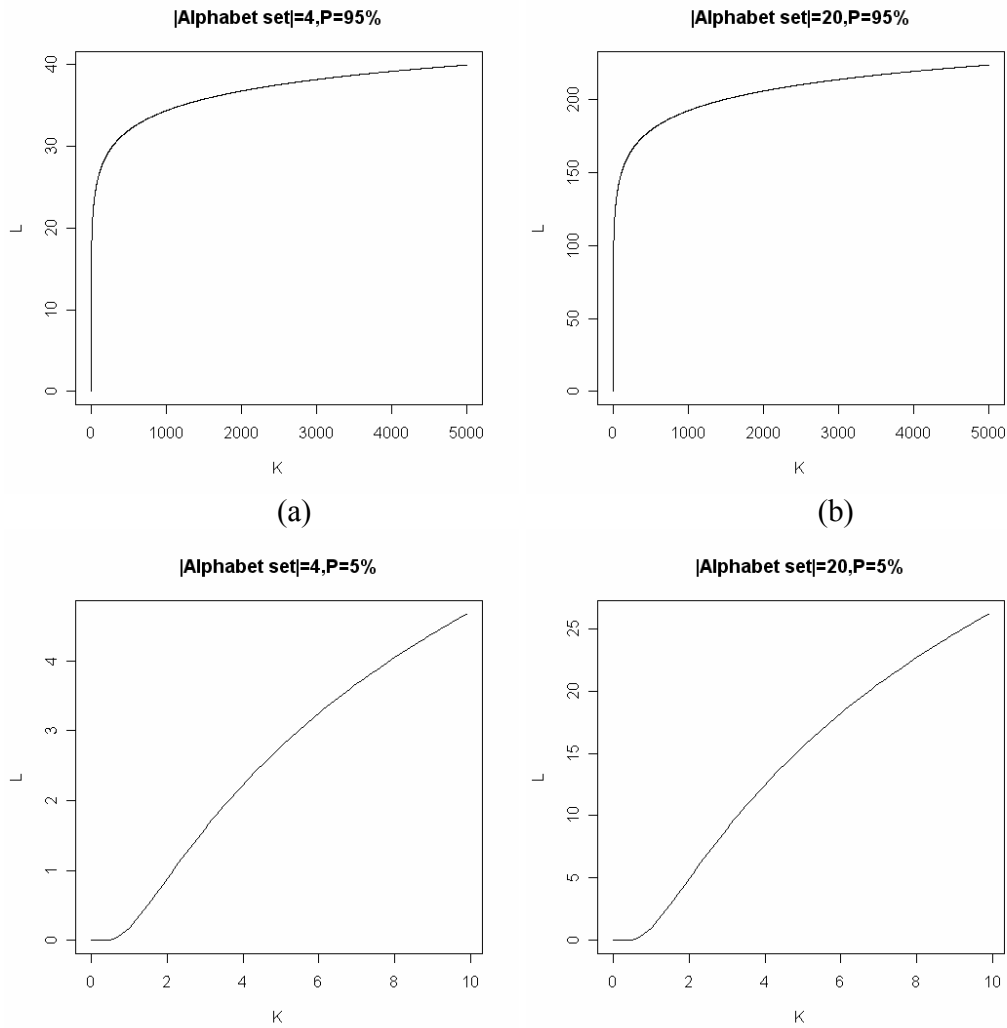
As a special case, suppose all of the alphabets are evenly distributed in the sequences, then the existence probability P is

$$P = (1 - (\frac{|\Sigma| - 1}{|\Sigma|})^L)^K \quad (8)$$

Given the specified value of P , as well as K and $|\Sigma|$, the search range can be computed as

$$L = \frac{\log(1 - P^{\frac{1}{K}})}{\log(\frac{|\Sigma| - 1}{|\Sigma|})} \quad (9)$$

So that we can compute the value of L with specified existence probability P and number of sequences K . In Figure 6, we have illustrated the relationship between search range (L) and the number of sequences (K) given specific probability (P) that a given alphabet σ_i appears in the search range L .



(c)

(d)

Figure 6: The relationship between L and K given existence probability P that a given alphabet appears in the search range. (a) and (b) are for P=95%, (c) and (d) are for P=5%.

From the relationship between search range L and the number of sequences K, we have observed from Figure 5 (a) and (b) that we can confidently (P = 95%) find a specified common alphabet in all of the sequences within search range L=40 for $|\Sigma|=4$ and as many as 5,000 sequences; and within search range L=165 for $|\Sigma|=20$ and as many as 250 sequences. On the other hand, from Figure 5 (c) and (d), we observe that if search range is short, such as L=4 for $|\Sigma|=4$, and L= 25 for $|\Sigma|=20$, then it is unlikely (P = 5%) that there exist one specified common character within search range for all sequences, even for as few as K=10 sequences. These results are consistent with those in Figure 5.

Intuitively, on a set of random sequences, if we can confidently (P=95%) find a common alphabet in a search range L, then the expected length of LCS is $(N-L)/(L/2)+1$, which can be simplified as

$$2N / L - 1 \quad (10)$$

This is because on a random set of sequences, the alphabets are distributed evenly in the sequences. In each step that a common alphabet is found, the average “progress” of a sequence is L/2; except for the last step, in which the “progress” of L will end the whole process. This estimation of the length of LCS is much smaller than those given by Table 1, but the actual results on simulated and real sequences (in Experiments) are more consistent with (10) than with Table 1, especially on dataset with many sequences ($\geq 5,000$).

Based on above analysis, we have chosen appropriate values of search range L for experiments. In DEA, we have used $L = \min(50, n/i)$ (n is the length of sequence) as the value of search range to adapt the different sequences to get good results. Value 50 is chosen because based on results in Figure 6, given L=50, and alphabet content $r_i \geq 20\%$, the number of the probability of one alphabet presents in all search ranges is above 95%, up to as many as K=1,000 sequences. Integer i is chosen so that $i = \operatorname{argmax}(L = \min(50, n/i) \text{ result in longest CS}) \mid i \in [1, 10]$. By this way, at least 10% of the possible search range values are examined. And for many of the cases much more than 10% of the possible values of L are examined this way, as analyzed above. In the following part, we will see the importance of using the search range.

There is a bound of the performance of the heuristic algorithm. It is easy to see that for any common subsequence $\alpha_i \dots \alpha_i$ (repeat of the same alphabets) is strictly equal or shorter than this heuristic result, for all α_i . Also notice that optimal LCS is no larger than $|\Sigma|$ times the length of $\alpha_i \dots \alpha_i$. Therefore, optimal LCS is no larger than $|\Sigma|$ times the length of heuristic results.

4. Experiments

Experiment Settings

Our Deposition and Extension (DEA) algorithm is written in Perl. The experiments are performed on a PC with 3 GHz CPU and 1 GB memory, running a Linux system.

We have selected Long Run (LR) (6) and Expansion Algorithm (EA) (9), the two famous algorithms with guaranteed performance ratios for comparison with our algorithm. For the Expansion Algorithm, if not specified, the number of runs is set to be 4 (we will explain the reason for this setting later). For DEA, the search range L is set as described above. Both MF and MC methods are used for performance analysis.

For the computation of the performance ratios, we have computed upper bounds of the CS results on large LCS instances. Note that the performance ratios are only the upper bounds of the performance ratios by this way.

The datasets been used are grouped into two. The first group contains the simulated 4-alphabet sequences, and simulated 26-alphabet sequences. For the simulated datasets, if not specified, there are 10 set of randomly generated sequences for each settings, and the results are averaged out. It is important to note that each of the alphabets has different (random) occurrence probability.

The second group contains real sequences. The real datasets are more meaningful than simulated datasets for real applications. The real 4-alphabet sequences (DNA sequences) are from NCBI viral genomes (<http://www.ncbi.nlm.nih.gov/genomes/VIRUSES/viruses.html>) (randomly selected from rival genomes), and the real 20-alphabet sequences (protein sequences) are from SwissProt (Swiss-Prot Release 45.5 of 04-Jan-2005, <http://us.expasy.org/sprot/>) (randomly selected from SwissProt protein sequences). According to the different settings (sequences length, number of sequences in the datasets, and alphabet content of the sequences) of these datasets, we have grouped them into a few cases (Supplementary Data), and the results are drawn based on the average results of each case.

Real sequences also include real sequences with equal or more than 26 alphabets. We have selected chain letters and spam mails as real text sequences for analysis. The chain letters are messages that attempt to induce the recipient to make a number of copies of the letter and then pass them on to one or more new recipients. The chain letter sequences that we have used are selected from achieve of chain letters (23) from <http://www.cs.uwaterloo.ca/~mli/chain.html>. There are 33 chain letters in the dataset, each of them is treated as a text sequence. The average length of these letters is about 2,000 characters. No two letters are identical. Spam mails are nearly identical messages sent to thousands (or millions) of recipients. The spam mails used are obtained from CIAC scam chains “Nigerian 419 Spam” repository at <http://hoaxbusters.ciac.org/HB419ScamList.shtml>. There are 41 spam mails different in contents, we have only used their contents, and treat each of them as one text sequence (Supplementary Data). The analysis of LCS on both chain letters and spam mails are meaningful, since the analysis of the similarities of chain letter text sequences can help to reveal the evolution relationships among the letters, while the analysis on spam mail texts is a key step in the retrieval of the spam features of spam mails.

Results

We have first analyzed the performance of Deposition methods, the Extension method, and the effect of template pool. Then we have compared the results of CS among different algorithms – Long Run (6), Expansion Algorithm (9), our algorithms, and the upper bound results.

- **Analysis on different aspects of the DEA algorithm**

We have first analyzed the performance of Deposition method and the Extension method for DEA algorithm on simulated datasets. The template pool is used. The results are shown in Table 2.

No. sequences (k)	Sequence length (n)	MF	MF & Extension	MC	MC & Extension
100	100	24.30 (6.69)	25.75 (6.76)	24.60 (6.23)	25.65 (6.87)
	1000	306.70 (73.09)	316.75 (73.17)	311.80 (69.76)	320.60 (70.70)
500	100	20.65 (6.58)	22.20 (6.62)	21.10 (6.36)	22.25 (6.77)
	1000	292.05 (72.12)	301.10 (72.54)	293.65 (70.23)	301.60 (71.44)
1000	100	20.00 (6.54)	21.30 (6.72)	20.25 (6.19)	21.15 (6.48)
	1000	289.60 (71.54)	297.25 (72.18)	290.75 (70.41)	297.70 (71.06)
5000	100	17.60 (6.18)	18.70 (6.42)	17.85 (6.17)	18.95 (6.38)
	1000	286.00 (71.55)	292.25 (71.31)	286.50 (71.23)	292.70 (70.45)

Table 2. Results of the Deposition method and the Extension method for the Deposition and Extension algorithm. In each cell, the “average value (standard deviation)” is given for each setting.

It can be observed from Table 2 that the MC deposition method can result in longer LCS templates than the MF deposition method, though their differences are little.

It can also be observed that the Extension method can effectively increase the length of the results. For sequences of length 100, the increases range from 1 to 2 characters, while the increases are over 10 characters for sequences of length 1000.

We also observed that the lengths of results decreases as the number of sequences increase, but not significantly. For sequences with lengths 1000, the results only decreases by about 30 characters as the number of sequences increases from 100 to 5000.

We have then examined the effect of the template pool. We have used the template only generated from MC deposition process, compared with template only generated by single symbol, as well as DEA results based on template pool. Results are shown in Table 3. Both the lengths of template and the final results are given.

No.	Sequence	Single Symbol	Single	MC	MC	DEA	DEA
-----	----------	---------------	--------	----	----	-----	-----

sequences (k)	length (n)	(Template)	Symbol	(Template)		(Template)	
100	100	1	22.65 (6.33)	23.25 (5.88)	25.65 (6.87)	24.60 (6.23)	25.65 (6.87)
	1000	1	293.75 (70.69)	311.80 (69.76)	320.60 (70.70)	311.80 (69.76)	320.60 (70.70)
500	100	1	19.15 (7.59)	20.15 (6.48)	22.25 (6.77)	21.10 (6.36)	22.25 (6.77)
	1000	1	287.75 (71.70)	293.55 (70.14)	301.60 (71.44)	293.65 (70.23)	301.60 (71.44)
1000	100	1	18.05 (7.50)	19.60 (6.67)	21.15 (6.48)	20.25 (6.19)	21.15 (6.48)
	1000	1	286.45 (71.51)	288.50 (69.51)	297.70 (71.06)	290.75 (70.41)	297.70 (71.06)
5000	100	1	15.50 (7.45)	15.25 (8.15)	18.95 (6.38)	17.85 (6.17)	18.95 (6.38)
	1000	1	284.25 (72.12)	283.55 (69.65)	292.60 (70.36)	286.50 (71.23)	292.60 (70.45)

Table 3. Results on the effect of the template pool. In each cell, the “average value (standard deviation)” is given for each setting.

From results in Table 3, we see that the template pool is effective. By only using the single symbol as template, exactly as used by the Long Run algorithm, the extension process can extend the lengths of results greatly, but still about 3~10 characters shorter than the results of DEA. For the template only generated from MC deposition method, the Extension process can generally increase the length of template by 2 characters for sequences of length 100, and about 10 characters for sequences of length 1000. In most of these cases, the results are already the same as using the template pools. But for $K=5000$ and $N=1000$, we have found that the results by using the template pool is still a little longer than those obtained from template only generated from MC deposition process. What's more, using template pool only adds a small overhead since extension from single alphabet is very fast.

It is also interesting to see the results for sequences in which certain alphabet has specific alphabet contents. We have used the MF and MC deposition methods for DEA (not using template pool), and tested 4-alphabet sequences in which each alphabet has different alphabet contents. Suppose the alphabets are $\{\alpha_1, \alpha_2, \alpha_3, \alpha_4\}$, we define the probability that the total alphabet contents of $\{\alpha_1, \alpha_2\}$ is $P(\text{half})$, and analyze the results given different $P(\text{half})$. The results are shown in Table 4. Note that due to symmetric property, analysis on 10%~ 50% is enough.

No. sequences (k)	Sequence length (n)	$P(\text{half})$ (%)	MF & Extension	MC & Extension
100	1000	10	443.20 (3.97)	446.00 (3.00)
		20	389.80 (5.55)	391.20 (4.07)
		30	337.50 (1.86)	338.70 (4.03)
		40	285.10 (2.30)	290.00 (1.84)

		50	243.60 (2.11)	250.00 (3.38)
Average			339.84 (71.42)	343.18 (69.95)
1000	1000	10	419.80 (2.14)	418.80 (1.54)
		20	369.00 (3.61)	369.70 (3.98)
		30	320.70 (0.78)	320.30 (2.24)
		40	272.10 (2.88)	272.50 (1.91)
		50	224.80 (1.08)	226.70 (1.42)
Average			321.28 (68.90)	321.30 (68.00)

Table 4. The effect of different alphabet contents on the results of algorithm. In each cell, the “average value (standard deviation)” is given for each setting.

Intuitively, as the values of $P(\text{half})$ increase, the variances among sequences will become larger, so the lengths of CS results will become shorter. This is proved in our experiment results. From Table 4, we observe that the different alphabet contents have great effect on results. For datasets with 100 sequences of length 1000 each, the lengths of LCS results decrease by about 100 characters as the values of $P(\text{half})$ increase from 10% to 50%. There are similar results for datasets with 1000 sequences. And these show that the different alphabet contents really affect the CS results greatly. For the two different deposition methods, the MC deposition method outperformed the MF deposition method, despite the different alphabet contents.

• Comparisons on simulated sequences

We have then compared DEA with LR and EA on simulated 4-alphabet sequences. The DEA without search range (that is, $L = n$) is also examined. Theoretically, the guaranteed performance ratio $R_4(S)$ is 4 for 4-alphabet sequences. The comparison results on simulated datasets are shown in Table 5.

No. sequences (k)	Sequence length (n)	Upper Bound	LR	EA	DEA (MF)	DEA (MC)	DEA (MC, L=n)
5	100	56.60	29.05 (6.67)	39.35 (5.06)	39.60 (6.33)	41.15 (5.70)	41.00 (5.80)
10	100	55.80	27.10 (6.50)	32.75 (6.86)	34.30 (6.02)	35.50 (5.48)	34.75 (5.84)
50	100	54.35	24.55 (5.98)	25.90 (7.03)	28.00 (6.96)	28.20 (6.85)	27.05 (6.94)
100	100	53.65	22.65 (6.33)	23.60 (7.21)	25.75 (6.76)	25.65 (6.87)	24.85 (6.81)
	1000	673.35	293.75 (70.69)	308.45 (72.77)	316.75 (73.17)	320.60 (70.70)	320.60 (70.70)
500	100	51.30	19.15 (7.59)	19.30 (7.74)	22.20 (6.62)	22.25 (6.77)	21.70 (6.84)

	1000	674.45	287.75 (71.70)	291.35 (72.49)	301.10 (72.54)	301.60 (71.44)	301.60 (71.44)
1000	100	50.70	18.05 (7.50)	18.05 (7.50)	21.30 (6.72)	21.15 (6.48)	20.65 (6.79)
	1000	672.55	286.45 (71.51)	288.40 (71.95)	297.25 (72.18)	297.70 (71.06)	297.50 (70.86)
5000	100	49.45	15.50 (7.45)	15.50 (7.45)	18.70 (6.42)	18.95 (6.38)	18.55 (6.58)
	1000	672.2	284.25 (72.11)	284.25 (72.12)	292.25 (71.31)	292.70 (70.45)	292.70 (70.45)

Table 5: The comparison of CS results among different algorithms, and the upper bound results. “Deposition and Extension (L=N)” means that the search range is the whole sequence. The datasets used are simulated sequences. In each cell, the “average value (standard deviation)” is given for each setting.

The results show that for the datasets with many sequences, the performance ratios of all these heuristic algorithms are better than the guaranteed performance ratio, but not as good as ratios for the datasets with few sequences, as 1.1 for EA and 1.5 for LR shown in (9). Compared with upper bounds, we can see that these performance ratios are large (≥ 2) for datasets with many (≥ 50) long (≥ 500) sequences. The main reason that the performance ratios are not as good is probably due to large LCS instances.

Compared among these algorithms, DEA (both MF and MC for deposition) have comparative or better (in most of the cases) performance ratios than EA, and better performance ratios than LR algorithm. The superiority of the DEA to LR indicates that the templates generated from DEA are generally better than the simple one-alphabet template. For datasets with many long sequences, the performance of DEA is better than that of EA, showing that DEA have better template and extension method on these datasets. The performance of DEA using MC method is slightly better than the algorithm using the MF method, with results about 1 character longer, and smaller standard deviation. This means that DEA using MC method has very stable results.

We want to emphasis that for EA, we have set the number of runs to be 4 in this experiment; on the same sequences datasets, we have also performed the EA with 32 runs. The results (not shown here) show that the increase of the number of runs from 4 to 32 can only increase the lengths of CS a little (0~2 characters, depending on the length of the sequences) for small datasets ($K \leq 10$, $N \leq 500$), and almost no different results for large datasets. So for efficiency consideration, we have used 4 runs for the following experiments.

The use of search range is also important for DEA. In DEA, we have set the search range $L = \min(50, n/i)$ to adapt the different sequences to get good results. For deposition process without search range, it is equal to the case in which the search range $L = n$ (n is the length of sequence). Note that $L = n$ is not a subset of $L = \min(50, n/i)$ since for large LCS instances, it is common that $n > 50$. So the results of algorithm without search range are not necessarily worse than the result of algorithm with search range.

But since we have used the more flexible search range L based on previous analysis in DEA, we think that this should have better results than the results of algorithm without the search range for most of the sequences datasets. In Table 5, we have also used DEA with search range $L=N$ in the MC deposition method. Results in Table 5 shows that the

results are not as long as results of DEA with flexible search ranges. This empirically proved our hypothesis, and indicates that the flexible search range is important for the performance of DEA.

For the simulated text sequences, CS of sequences is generated by different algorithms, including LR, EA and DEA. The upper bounds are also calculated on the datasets. The results are shown in Table 6.

No. sequences (k)	Sequence length (n)	Upper Bound	LR	EA	DEA (MF)	DEA (MC)
100	100	17.3	0.9 (0.30)	0.9 (0.30)	0.9 (0.30)	0.9 (0.30)
100	1000	318.2	28.2 (0.60)	28.2 (0.60)	31.9 (0.70)	32.2 (0.78)
500	1000	317.9	24.7 (0.64)	24.7(0.64)	26.8 (0.40)	27.4 (0.61)
1000	1000	319.3	23.3 (0.78)	23.3 (0.78)	25.8 (0.40)	27.5 (0.87)

Table 6: The CS of simulated 26-alphabets sequences by different algorithms. In each cell, the “average value (standard deviation)” is given for each setting.

The upper bound of the performance ratio of LR, EA and DEA is 26. Compared with upper bound of LCS results in Table 6, we see that the performance ratios of these algorithms are still much lower than the upper bound. The results show that the performance of LR and EA give the same results. We speculate that for such a large alphabet size as 26, the EA can not perform well.

The results also show that DEA outperforms LR and EA. The lengths of the CS are always 1 or 2 characters longer than the results of the Long Run and the Expansion Algorithm. The strategy to generate the good templates, as well as the well designed post process strategy, should be the reason for this superiority. The little superiority of MC deposition method over MF deposition method is probably due to its local optimization. The results of DEA (on both MF and MC deposition method) are also very stable.

• Comparisons on real sequences

We have also compared these algorithms on real 4-alphabet and 20-alphabet sequences (DNA and protein sequences). For 4-alphabet sequences, we have used 6 cases (groups of datasets) with different number of sequences and sequence lengths. 6 representative cases (groups of datasets) of 20-alphabet sequences are also used for comparison.

The results are shown in Table 7. As can be observed in the results, we have truncated the lengths of the sequences to specific values. These do not affect the performance of the algorithms much, but the measurement of the average and standard deviations are more meaningful.

	No. sequences (k)	Sequence length (n)	Upper Bound	LR	EA	DEA (MF)	DEA (MC)
--	-------------------	---------------------	-------------	----	----	----------	----------

4- alphabet							
Case1	100	100	36.2	12.8 (0.98)	13.3 (1.19)	14.9 (1.04)	15.8 (0.98)
Case2	100	500	340.5	79.7 (7.27)	94.1 (7.74)	98.6 (7.46)	94.3 (6.40)
Case3	100	1000	718.4	150.8 (15.95)	164.0 (15.53)	198.2 (14.23)	191.4 (10.43)
Case4	500	100	27.1	7.6 (1.56)	7.6 (1.56)	9.8 (1.47)	10.7 (1.00)
Case5	500	500	326.0	50.3 (9.75)	57.5 (15.22)	65.8 (15.54)	71.0 (7.11)
Case6	500	1000	784.4	107.3 (25.68)	119.4 (24.79)	142.9 (19.22)	152.1 (22.30)
20- alphabet							
Case1	100	100	20.4	2.2 (0.60)	2.3 (0.63)	2.5 (0.80)	2.8 (0.60)
Case2	100	500	211.8	18.4 (4.69)	18.4 (4.69)	24.8 (2.71)	22.0 (3.44)
Case3	500	100	19.6	0.9 (0.70)	0.9 (0.70)	0.9 (0.70)	0.9 (0.70)
Case4	500	500	205.7	12.9 (3.62)	14.2 (4.27)	18.5 (2.94)	13.7 (3.49)
Case5	1000	100	19.5	0.1 (0.3)	0.1 (0.30)	0.1 (0.30)	0.1 (0.30)
Case6	1000	500	164.2	9.8 (1.99)	10.4 (2.29)	14.1 (1.14)	11.7 (1.27)

Table 7: The comparison of CS results among different algorithms, and the upper bound results. The datasets used are real 4-alphabet and 20-alphabet sequences. In each cell, the “average value (standard deviation)” is given for each setting.

The real 4-alphabet datasets contains many long sequences, and DEA outperform LR and EA on these datasets. These show the superiority of DEA on the real 4-alphabet sequences.

Compared with Table 5, we have also observed that for real 4-alphabet sequences, the CS generated by LR, EA and DEA are much shorter than those obtained from simulated datasets. The short CS is probably due to the high variances (very different alphabet contents) among the sequences in each dataset. For each of the simulated 4-alphabet sequences datasets, the alphabet contents are predefined, so the differences among sequences are not as significant as in real sequences. As the sequences in one real dataset are very different from each other, the CS of these sequences is bound to be short. The results of DEA using MC method are similar to the results of MF method; but MC results are much longer when there are many (K=500) sequences.

As for the real 20-alphabet sequences, DEA is also superior to LR and EA on the datasets. For long sequences, the performance ratios are much lower than the guaranteed performance ratios. The comparison of the results on 4-alphabet and 20-alphabet sequences also indicates that $|\Sigma|$ does not affect the superiority of the DEA to LR and EA.

This is probably due to the flexibility of DEA's strategy for generation of template. The results of DEA using MC method are not as good as the results of MF method, probably due to the large alphabet size.

We have also tested these algorithms on the real text sequences, and the results are shown in Table 8. To make the results meaningful, we set a constraint that CS can not be purely consecutive non-word.

Name	No. sequences (k)	Sequence length (n)	No. alphabets	Upper Bound	LR	EA	DEA (MF)	DEA (MC)
Chain letters	33	~2,000 Min: 1,421 Max: 2,136	74	995	152	152	159	164
Spam mails	41	~3,000 Min: 1,048 Max: 4,563	53	992	88	88	177	179

Table 8: The CS of real text sequences by different algorithms.

From Table 8, we can observe that for chain letters, the result of DEA is slightly better than other algorithms, while for spam mails, the CS length generated by DEA algorithm outperform the results of LR and EA a lot. This is partially due to the longer length of the spam mails, and the different structure of the spam mail as compared to the chain letters may also be the reason. Compared with upper bound of LCS length in Table 8, we observe that the performance ratios of these algorithms are much better than the upper bounds, while DEA has the best performance ratios.

We have checked the template generated by DEA using MF deposition method, and notice a very interesting property. The template generated for the chain contains many meaningful words or phrases such as "with luck", "the original copy", "in new", "it has" "around the world", "nine ties", which are highly related with the contents of the chain letters. The template generated for spam mails contains words or phrases such as "dear sir", "I", "me", "the" and "with". Since spammers intentionally make some typos in the mail, these words are less related with the contents. This analysis shows that the CS generated by Deposition and Extension algorithm on real text sequences can reveal parts of the common meaningful information contained in the texts.

• Efficiencies

Time complexes of LR, RA and DEA algorithms are already analyzed previously.

In experiments, DEA (implemented in Perl) is very fast, even for datasets with many (≥ 1000) long (≥ 1000) sequences (a few minutes). Using MC deposition method is a bit slower than using MF deposition method. Though it is slower than LR (our implementation in Perl), it is much faster than EA (implemented in C).

Since the processing time for DEA is very fast, even for datasets with many long sequences, we have the good opportunity to provide software and web services that can be used for such instances. The software is available upon request, and the web services portal will be available soon.

5. Conclusions

The LCS problem is so important that there is constant need for an efficient and accurate algorithm for this problem. In this paper, we have proposed a deposition and post process algorithm, the Deposition and Extension algorithm (DEA) on the LCS problem. And we have focused specifically on large LCS instances.

The DEA algorithm first generates good template by MF or MC deposition method, and then generate a template pool for extension. The algorithm then tries to extend template in the template pool to get good CS results. In the deposition process, the DEA algorithm used a search range for efficient and effective alphabet search. And in the extension process, the DEA algorithm extends the templates both at the two sides and within the template. These strategies are proven empirically to be powerful for solving the LCS problem heuristically.

We have compared the performance of our DEA algorithm with some popular heuristic algorithms (Long Run and Expansion Algorithm) on different sequences. Our DEA algorithm has the guaranteed performance ratios, and in practice have superior performance ratios than Long Run algorithm. For small set of short sequences, the DEA algorithm has comparable performance to Expansion Algorithm, but much better than it on many long sequences. Between the two deposition methods, the MC deposition method is slightly better than the MF method. The DEA algorithm also outperformed the Expansion Algorithm much in processing time.

To our best knowledge, our DEA algorithm is one of the best heuristic algorithms for LCS problem on large LCS instances. We believe that the use of our algorithm can facilitate researches involving the LCS problem, such as analysis on biological sequences and text sequences.

There are many other deposition and post process strategies for the LCS problem, such as look ahead strategies for deposition method, and more complicated extension method, which may lead to better performance, and we are working on these for the better heuristic results as well as the fast process. DEA algorithm on other interesting applications of the LCS problem, such as text compression and pattern recognition will also be analyzed in the future.

Acknowledgement

We thank Giancarlo Mauri and Gianluca Della Vedova of University of Milano-Bicocca for kindly providing us with the Expansion Algorithm source codes and relevant documentations. We also thank anonymous reviewers for valuable comments about the paper.

References

1. Cormen, T.H., Leiserson, C.E., Rivest, R.L. and Stein, C. (2001) *Introduction to Algorithms*. Second ed. MIT Press and McGraw-Hill.
2. Gusfield, D. (1997) *Algorithms on strings, trees, and sequences: computer science and computational biology*. Cambridge University Press, New York, NY, USA.
3. Hunt, J.W. and McIlroy, M.D. (1976) An algorithm for differential file comparison. *Bell Telephone Laboratories CSTR #41*.

4. Paterson, M. and Dancik, V. (1994) Longest common subsequences. *Mathematical Foundations of Computer Science, 19th International Symposium (MFCS)*, volume 841 of LNCS, 127-142.
5. Masek, W. and Paterson, M. (1980) A faster algorithm computing string edit distances. *Journal of Computer and System Sciences*, **20**, 18-31.
6. Jiang, T. and Li, M. (1995) On the approximation of shortest common supersequences and longest common subsequences. *SIAM Journal of Computing*, **24**, 1122-1139.
7. Hakata, K. and Imai, H. (1992), *Proc. of 3rd International Symposium on Algorithms and Computation (ISAAC)*, Volume 6 of LNCS. Springer Verlag, pp. 469-478.
8. Hsu, W. and Du, M. (1984) New Algorithms for the LCS Problem. *Journal of Computer and System Sciences*, **19**, 133-152.
9. Bonizzoni, P., Vedova, G.D. and Mauri, G. (2001) Experimenting an approximation algorithm for the LCS. *Discrete Applied Mathematics*, **110**, 13 - 24.
10. Ning, K. and Leong, H.W. (2006) Towards a Better Solution to the Shortest Common Supersequence Problem: The Deposition and Reduction Algorithm. *BMC Bioinformatics*, **7**, S12.
11. Sankoff, D. and Kruskal, J. (1983) *Time Warps, String Edits and Macromolecules: the Theory and Practice of Sequence Comparisons*. Addison Wesley.
12. Arlazarov, V., Dinic, E., Kronrod, M. and Faradzev, I. (1970) On the economic construction of the transitive closure of a direct graph. *Soviet. Math. Dokl.*, **11**, 1209-1210.
13. C.B.Farser. (1995) Subsequences and Supersequences of Strings. *University of Glasgow, Computing Science Department Research Report, TR-1995-16*.
14. Johtela, T., Smed, J., Hakonen, H. and Raita, T. (1996) An Efficient Heuristic for the LCS Problem. *Third South American Workshop on String Processing, WSP'96*, 126-140.
15. Breimer, E.A., Goldberg, M.K. and Lim, D.T. (2000) A Learning Algorithm for the Longest Common Subsequence Problem. *Proceedings of the 2nd Algorithm Engineering and Experiments*.
16. Alber, J., Gramm, J., Guo, J. and Niedermeier, R. (2002) Towards Optimally Solving the Longest Common Subsequence Problem for Sequences with Nested Arc Annotations in Linear Time. *Proc. of 13th CPM, volume 2373 in LNCS*, 99-114.
17. Chin, F. and Poon, C.K. (1994) Performance analysis of some simple heuristics for computing longest common subsequences. *Algorithmica*, **12**, 293 - 311.
18. Fekete, M. (1923) Über die Verteilung der Wurzeln bei gewissen algebraischen Gleichungen mit ganzzahligen Koeffizienten. *Mathematische Zeitschrift*, **17**, 228-249.
19. Steele, J.M. (1997) *Probability Theory and Combinatorial Optimization*. Society for Industrial and Applied Mathematics, Philadelphia.
20. Lueker, G.S. (2003) Improved Bounds on the Average Length of Longest Common Subsequences. *Fourteenth Annual ACM/SIAM Symposium on Discrete Algorithms*, 130-131.
21. Kasif, S., Weng, Z., Derti, A., Beigel, R. and DeLisi, C. (2002) A computational framework for optimal masking in the synthesis of oligonucleotide microarrays. *Nucleic Acids Research*, **30**, e106.
22. Chvatal, V. and Sankoff, D. (1975) Longest common subsequences of two random sequences. *Journal of Applied Probability*, 306-315.
23. Bennett, C.H., Li, M. and Ma, B. (June, 2003) Chain letters and evolutionary histories. *Scientific American*, 76-81.