

Multiple condensed phases in attractively interacting Bose systems

M. Männel¹, K. Morawetz^{2,3}, P. Lipavský^{4,5}

¹*Institute of Physics, Chemnitz University of Technology, 09107 Chemnitz, Germany*

²*International Center of Condensed Matter Physics,
University of Brasilia, 70904-970, Brasilia-DF, Brazil*

³*Research-Center Dresden-Rossendorf, Bautzner Landstr. 128, 01328 Dresden, Germany*

⁴*Institute of Physics, Academy of Sciences, Cukrovarnická 10, 16253 Prague 6, Czech Republic and*

⁵*Faculty of Mathematics and Physics, Charles University, Ke Karlovu 3, 12116 Prague 2, Czech Republic*

(Dated: June 23, 2019)

We investigate a Bose gas with finite-range interaction using a scheme to eliminate unphysical repeated collisions in the T-matrix approximation. In this way the corrected T-matrix becomes suitable to calculate properties below the critical temperature. For attractive interaction, the Evans-Rashid transition occurs from the quasi-ideal Bose gas to the BCS-like phase with a gaped dispersion. The gap decreases with increasing density and vanishes at a critical density where the single-particle dispersion becomes linear for small momenta indicating Bose-Einstein condensation.

PACS numbers: 03.75.Hh, 03.75.Nt, 05.30.-d, 64.10.+h

The multiple-scattering correlations collected in terms of the T-matrix is a powerful tool to describe properties of interacting many-body systems. So far this approach was applicable only above the critical temperature of condensation. We employ here a novel scheme for correcting the T-matrix approach [1] which allows us to calculate properties inside the condensed phase and for temperatures below as well as above the critical one. In this way a common theoretical description to calculate multiple phases in correlated systems is achieved. As a prominent example, currently much debated, we present the application for interacting Bose systems and show the appearance of an ‘inaccessible’ condensed phase.

The theory predicts that a Bose gas with contact interaction and a scattering length $a_0 < 0$ undergoes the so called Evans-Rashid transition [2, 3], which is the boson analogue to the BCS transition for fermions. It has been shown by Stoof [3], however, that such Bose gas becomes liquid or solid [3, 4] before the Evans-Rashid transition or Bose condensation can appear. Here we show that there is a region of densities for which all three phases are possible: (I) An ideal gas with or without bound states, (II) a gaped phase and (III) the Bose-Einstein condensate.

Let us first specify the model Hamiltonian. A negative scattering length is a fingerprint for an attractive interaction which explains the condensation and sublimation, respectively. Similarly a positive scattering length is usually interpreted as result of a repulsive interaction. To cover both cases we assume a finite-range interaction of Yamaguchi type. We do not use the customary contact interaction since it creates exclusively an attractive behaviour [5] leading to bound states [6].

We use a corrected T-matrix approach which eliminates the contributions of repeated collisions [1]. Repeated collisions of two particles are nonphysical since the particles move apart from each other after the collision. While in the thermodynamic limit these corrections vanish, they become essential when a condensed

phase appears. We note that the elimination of repeated collisions yields similar results as the often used mean field approximations with anomalous functions [7]. Now we have the advantage that the formation of pairs and their condensation are described within the same approximation. Further improvements of the T-matrix can be achieved if the interference of particle-particle channels and particle-hole channels are treated as noted e.g. in [8].

Let us assume a homogeneous Bose gas with an attractive interaction strong enough to form a two-particle bound state. Such bound states can be found as poles of the corrected T-matrix, which reads in ladder approximation

$$\mathcal{T}_q(iz, p, k) = V_q(p, k) - \frac{1}{\Omega} \sum_{k'} V_q(p, k') \mathcal{G}_q(iz, k') \mathcal{T}_q(iz, k', k), \quad (1)$$

where q labels the center of mass momentum and

$$\mathcal{G}_q(iz, p) = T \sum_{\omega} G_q(i\omega, p) G(iz - i\omega, q - p) \quad (2)$$

is the two-particle propagator. The Matsubara frequencies ω are even multiples of πT and Ω is the system volume. The Boltzmann constant is set equal to one. By closing the loop and including exchange we prepare a single-particle function

$$S_q(i\omega, k) = -\frac{T}{\Omega} \sum_z [\mathcal{T}_q(iz, k, k) + \mathcal{T}_q(iz, k, q - k)] \times G(iz - i\omega, q - k) \quad (3)$$

which is used to describe an effect of the channel q on the single-particle spectrum. We use the sign convention of Ref. [9]. In the Galitskii-Feynman approximation the selfenergy is simply a sum of these functions over channels, i.e., $\Sigma(i\omega, k) = \sum_q S_q(i\omega, k)$. At the same time $G_q \equiv G$ so that the set of equations is closed by the

Dyson equation

$$G = G^0 + G^0 \Sigma G \quad (4)$$

with the free Green function, $G^0 = 1/[i\omega - \epsilon_0(k)]$ and the free single-particle energy $\epsilon_0(k) = \hbar^2 k^2 / 2m_0 - \mu_0$. As argued in Ref. [1], the Galitskii-Feynman approximation includes nonphysical repeated collisions. To eliminate them we introduce a reduced Green function

$$G_q = G^0 + G^0 (\Sigma - \Sigma_q) G_q \quad (5)$$

which is used in the internal states of the corrected T-matrix, see Eqs. (2) and (1). Assuming that the channel q contributes by a single (non-repeated) collision, the dressed Green function results from the reduced one as $G = G_q + G_q S_q G_q$. Comparing this relation with the Dyson equation (4) and Eq. (5) one finds the single-channel part of the selfenergy

$$\Sigma_q = \frac{S_q}{1 + G_q S_q} \quad (6)$$

and naturally, $\Sigma = \sum_q \Sigma_q$. This presents a closed set of equations.

Let us assume a bound state with momentum q and energy ω_q , i.e., $1/\mathcal{T}_q(\omega_q - 2\mu, p, k) = 0$. The chemical potential μ will be specified later. We further assume that the system has excitations at energies E_k^\pm , represented by poles of the dressed Green function, i.e., $1/G(E_k^\pm, k) = 0$. With the Feynman trick we convert the sum over Matsubara frequencies in Eq. (3) into a sum over the poles of the T-matrix and the dressed Green function [10] which leads to

$$\begin{aligned} S_q(i\omega, k) &= \Delta_q^2(k) G(\omega_q - 2\mu - i\omega, q - k) \\ &+ \sum_{\pm} n_{q-k}^\pm \left[\mathcal{T}_q(E_{q-k}^\pm + i\omega, k, k) \right. \\ &\left. + \mathcal{T}_q(E_{q-k}^\pm + i\omega, k, q - k) \right], \end{aligned} \quad (7)$$

where

$$\begin{aligned} \Delta_q^2(k) &= \frac{f_B(\omega_q - 2\mu)}{\Omega} \\ &\times \text{Res} [\mathcal{T}_q(z, k, k) + \mathcal{T}_q(z, k, q - k), \omega_q - 2\mu] \end{aligned} \quad (8)$$

and

$$n_k^\pm = \frac{f_B(E_k^\pm)}{\Omega} \text{Res}[G(z, k), E_k^\pm]. \quad (9)$$

The Bose distribution is $f_B(\epsilon) = [\exp(\epsilon/k_B T) - 1]^{-1}$, the residuum of function $h(z)$ at its pole ϵ is denoted by $\text{Res}[h(z), \epsilon]$. The chemical potential μ increases with density until it approaches the lowest bounded state, which is the state of zero momentum, $q = 0$. At this point, $2\mu = \omega_0$, the Bose distribution becomes divergent with a value proportional to the system volume, i.e., there is

a condensation of zero momentum bound states. The divergent Bose distribution results in a singular contribution to the selfenergy

$$S_0(i\omega, k) \approx \Delta_0^2(k) G(-i\omega, -k). \quad (10)$$

All the other contributions to the selfenergy are regular being proportional to $1/\Omega$. We use a quasiparticle approximation $\sum_{q \neq 0} \Sigma_q(i\omega, k) \approx \sum_{q \neq 0} \Sigma_q[\epsilon(k), k]$ with the quasiparticle energy

$$\epsilon(k) = \epsilon_0(k) + \sum_{q \neq 0} \Sigma_q[\epsilon(k), k] \approx \frac{\hbar^2 k^2}{2m} - \mu. \quad (11)$$

Expansion for small momenta determines an effective chemical potential μ and an effective mass m . The quasiparticle damping could be considered as well if the imaginary part of the self energy is taken into account [11]. For the present message we neglect this effect. The reduced Green function $G_0 \equiv G_{q=0}$ of (5) then takes the form $G_0 \approx 1/[i\omega - \epsilon(k)]$. The dressed Green function follows from the Dyson equation (4), Eqs. (6) and (10) as

$$G = \frac{1}{G_0^{-1} - \Delta_0^2 G_0^*} = \frac{i\omega + \epsilon(k)}{(i\omega)^2 - E_k^2}, \quad (12)$$

with a two-branches quasiparticle dispersion $E_k^\pm = \pm E_k$,

$$E_k = \sqrt{\epsilon^2(k) - \Delta_0^2(k)}. \quad (13)$$

With the Green function (12) we can now calculate the total density

$$n = -\frac{T}{\Omega} \sum_{\omega, k} G(i\omega, k) = \frac{1}{\Omega} \sum_k \left[\frac{\epsilon(k)}{2E_k} \coth \frac{E_k}{2T} - \frac{1}{2} \right]. \quad (14)$$

For $E_0 \approx 0$ the ground state will give the dominant contribution to the total density, i.e., there is a condensation of quasiparticles. A comparison with (13) yields the condition $\mu \lesssim -\Delta_0(0)$ which corresponds to the Hugenholtz-Pines theorem [12].

To calculate ω_0 , μ and $\Delta_0(k)$ it is necessary to specify the interaction. For the sake of simplicity we assume an s-type separable interaction $V_q(p, k) = \lambda g_{p-\frac{q}{2}} g_{k-\frac{q}{2}}$ with Yamaguchi form factors [13], $g_p = \gamma^2 / (\gamma^2 + p^2)$, where the range of the potential is controlled by γ while λ represents the strength of the interaction. For this separable interaction the T-matrix can be expressed as

$$\mathcal{T}_q(iz, p, k) = \frac{\lambda g_{p-\frac{q}{2}} g_{k-\frac{q}{2}}}{1 + \frac{\lambda}{\Omega} \sum_{k'} g_{k'-\frac{q}{2}}^2 \mathcal{G}_q(iz, k')}. \quad (15)$$

From Eq. (8) follows $\Delta_0(k) = \Delta g_k$. The T-matrix (15) diverges giving a bound state only if $\lambda < 0$, therefore the

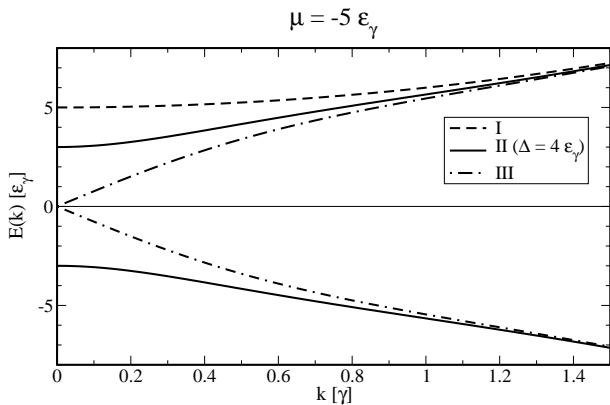


FIG. 1: Single-particle dispersion for the three different cases: I quasi ideal, II gap, III gap-less and linear dispersion. The energy scale is given by the interaction range, $\varepsilon_\gamma = \hbar^2\gamma^2/2m$.

condensation of bound states as mentioned above is possible only for attractive interaction. Now we are ready to perform the limit of infinite volume Ω . The momentum sums will turn into integrals $\sum_k \rightarrow \Omega \int d^3k/(2\pi)^3$, and the singular contributions have to be considered separately. The condensate density n_0 and quantities ω_0 , μ , Δ can be determined for a given temperature, total density and interaction strength with the help of two subsidiary functions:

$$n_{\text{gas}}(\mu, \Delta) = \int \frac{d^3k}{(2\pi)^3} \left[\frac{\varepsilon(k)}{2E_k} \coth \frac{E_k}{2T} - \frac{1}{2} \right], \quad (16)$$

$$\lambda_b(\omega_0, \mu, \Delta) = - \left[\int \frac{d^3k}{(2\pi)^3} g_k^2 \mathcal{G}_0(\omega_0 - 2\mu, k) \right]^{-1}. \quad (17)$$

Here n_{gas} is the density of the non-condensed Bose gas and λ_b is the interaction strength which would create a bound state of energy ω_0 . We will use these functions to discuss the phase diagram.

As already mentioned there are three phases (I-III). The single-particle dispersions (13) at phases (I-III) are shown in Fig. 1. Critical lines between the low, medium and high density phases I, II and III are specified in the phase diagram of Fig. 2. Figure 3 shows the density dependence of ω_0 , μ and Δ for $\lambda = -5\lambda_{c0}$. In the following we discuss these results in more detail. According to Eq. (8) the Δ vanishes as $1/\Omega$ for $\omega_0 > 2\mu$. The dispersion (13) is thus quadratic leading to the ideal gas behavior. Since $E_0 = -\mu > 0$ there is no Bose condensate, $n_0 = 0$. The chemical potential is determined from the total density n via $n = n_{\text{gas}}(\mu, 0)$. The binding energy follows from $\lambda = \lambda_b(\omega_0, \mu, 0)$. The two-particle propagator in this case is $\mathcal{G}_0(i\omega, k) = \coth[\varepsilon(k)/2T]/[2\varepsilon(k) - i\omega]$. In vacuum the bound state vanishes for $\lambda > -\lambda_{c0} = -\frac{8\pi\hbar^2}{m\gamma}$. For $|\lambda| < \lambda_{c0}$ the bound state appears at the critical density n_{cb} given by $\lambda = \lambda_b[0, \mu(n_{cb}), 0]$. The critical density n_{cb} is the dashed line in the phase diagram Fig. 2. As already mentioned ω_0 and 2μ move towards

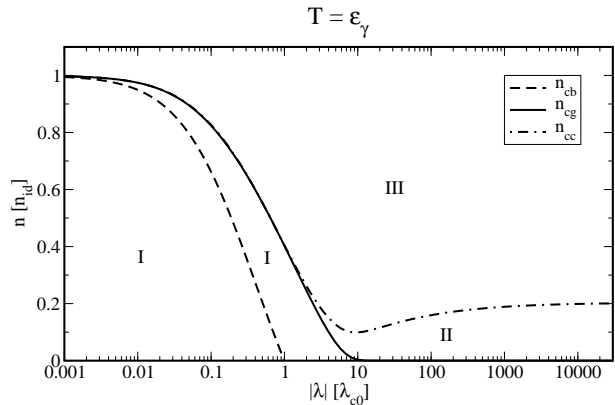


FIG. 2: Phase diagram for the three different cases. The critical densities are given in units of the ideal critical density for Bose condensation n_{id} and the couplings strength in units of the critical interaction strength in vacuum λ_{c0} . Above the dashed line the formation of bound pairs is possible. The Evans-Rashid phase II with condensate of bound pairs appears above the full line.

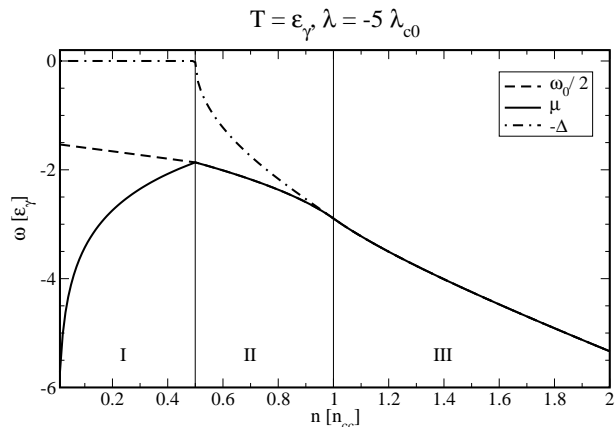


FIG. 3: The binding energy, chemical potential and Δ in the three different regions according to a cut through the phase diagram in Fig. 2 at $\lambda = -5\lambda_{c0}$.

each other with increasing n . At $\omega_0 = 2\mu$ the condensation of bound states starts driving the Evans-Rashid transition [2, 3]. The critical density of the transition n_{cg} follows from $\lambda = \lambda_b[2\mu(n_{cg}), \mu(n_{cg}), 0]$. In the phase diagram of Fig. 2 the critical density n_{cg} is denoted by the solid line. Above n_{cg} a finite Δ appears due to the condensation of bound pairs. The chemical potential μ is then pinned to the pair condensate $\omega_0 = 2\mu$. The dispersion now consists of two branches separated by a gap $2\sqrt{\mu^2 - \Delta^2}$. The gap implies $n_0 = 0$. The values of μ and Δ follow from the equations $n = n_{\text{gas}}(\mu, \Delta)$ and $\lambda = \lambda_b(2\mu, \mu, \Delta)$. In this case only the two-particle propagator $\mathcal{G}_0(0, p) = \coth(E_p/2T)/2E_p$ is needed. With increasing density, Δ increases and μ decreases. As can be seen in Fig. 3, their absolute values approach each other, i.e., the gap decreases. At $\mu = -\Delta$ the gap vanishes and

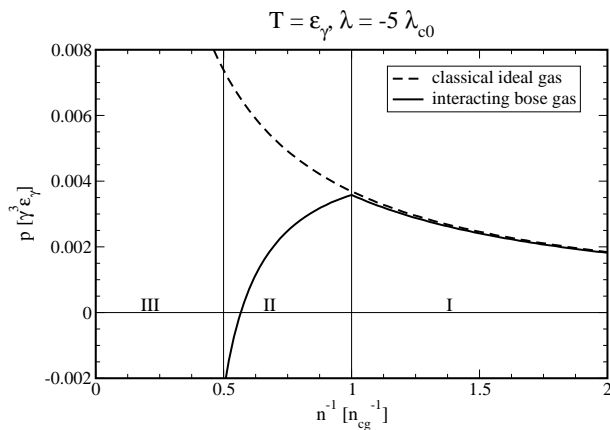


FIG. 4: The pressure versus inverse density in the three different phases compared to the ideal gas behavior, $p = nT$.

the condensation of quasiparticles starts. The critical density of this transition is $n_{cc} = n_{\text{gas}}(-\Delta, \Delta)$ with Δ given by $\lambda = \lambda_b(-2\Delta, -\Delta, \Delta)$. Due to the condensation of quasiparticles the zero momentum contribution to the density (14) has to be split off and has to be considered separately as condensate density n_0 . The chemical potential is pinned to the condensate, $\mu = -\Delta$ and $\omega_0 = -2\Delta$. In analogy to the density also the zero momentum component of the sum in (15) has to be split off. Therefore n_0 and Δ follow from the equations $n = n_0 + n_{\text{gas}}(-\Delta, \Delta)$ and $1/\lambda = -n_0/\Delta + 1/\lambda_b(-2\Delta, -\Delta, \Delta)$. The dispersion (13) becomes gap-less and linear for small momenta,

$$E_k = \sqrt{\frac{\Delta}{m} + \frac{2\Delta^2}{\hbar^2\gamma^2}}\hbar k + \mathcal{O}(k^2). \quad (18)$$

In leading order of the interaction, i.e., for small λ and Δ , we have $\Delta = -\lambda n_0$. In the limit of contact interaction, $\gamma \rightarrow \infty$, one then recovers the well known Bogoliubov dispersion

$$E_k = \sqrt{\left(\frac{\hbar^2 k^2}{2m}\right)^2 - \lambda n_0 \frac{\hbar^2 k^2}{m}} = \sqrt{\frac{-\lambda n_0}{m}}\hbar k + \mathcal{O}(k^2) \quad (19)$$

leading to a positive and real sound velocity.

Finally we have to check whether the system is stable or not. To this end we present in Fig. 4 the pressure evaluated via

$$p_2 - p_1 = \int_{\mu_1}^{\mu_2} n_{\text{gas}}[\mu', \Delta(\mu')] d\mu'. \quad (20)$$

The pressure shows a kink at the Evans-Rashid transition which is therefore of second order while the transition to Bose condensation is smooth and therefore of higher order. Since bound pairs condensed into the $q = 0$ state do not contribute to the pressure, the pressure decreases above the Evans-Rashid transition density n_{cg} . As the

density further increases the resulting pressure becomes negative which is a strong hint for the collapse of the system. Assuming a Van-der-Waals behavior of the pressure one would expect this condensation to start already below n_{cg} . The exact description of this collapse line is still open, however. Naturally, the theory of three phases described above is plausible only for positive pressure. On the other hand the usual densities in the experiment are so low, that the collapse of the system is not accessible.

Our results are very similar to those obtained by Stoof. We find two phase transitions. The first one is the Evans-Rashid transition between a quasi-ideal gas and a BCS-like phase connected with a condensation of bound states. The second one is the onset of the usual Bose condensation of quasiparticles. We obtain the expected linear dispersion in the Bose condensate region. The kinks in the chemical potential and the pressure indicate that the Evans-Rashid transition is of second order while the transition to the condensed phase is of higher order. The decrease of the pressure above n_{cg} and the change of its sign are a strong signatures of a gas-liquid or gas-solid transition and therefore the quantum phase transitions might be inaccessible. Concluding we have employed a novel many-body correction scheme for the T-matrix which allows us to describe multiple condensed phases as well as gaped phases simultaneously on the same theoretical foundation.

This work was supported by DFG Priority Program 1157 via GE1202/06, the BMBF and by European ESF program NES as well as Czech research plan MSM 0021620834. The financial support by the Brazilian Ministry of Science and Technology is acknowledged.

-
- [1] P. Lipavský, Phys. Rev. B **78**, 214506 (2008).
 - [2] W. A. B. Evans and R. I. M. A. Rashid, J. Low Temp. Phys. **11**, 93 (1973).
 - [3] H. T. C. Stoof, Phys. Rev. A **49**, 3824 (1994).
 - [4] A. L. Fetter and J. D. Walecka, *Quantum theory of many particle systems* (Mc Graw Hill, New York, 1971).
 - [5] K. Morawetz and M. Männel, Phys. Rev. B (2009), arXiv:0901.3650, sub.
 - [6] M. Männel, K. Morawetz, M. Schreiber, and P. Lipavský, Phys. Rev. B **78**, 054508 (2008).
 - [7] H. Shi and A. Griffin, Phys. Rep. **304**, 1 (1998).
 - [8] F. Sauli and P. Kopietz, Phys. Rev. B **74**, 193106 (2006).
 - [9] A. A. Abrikosov, L. P. Gorkov, and I. E. Dzyaloshinski, *Methods of quantum field theory in statistical physics* (Dover Publ., New York, 1975).
 - [10] G. D. Mahan, *Many particle physics* (Plenum Press, New York, 1990).
 - [11] A. Sinner, N. Hasselmann, and P. Kopietz (2008), arXiv:0811.0624, sub.
 - [12] N. M. Hugenholtz and D. Pines, Phys. Rev. **116**, 486 (1959).
 - [13] Y. Yamaguchi, Phys. Rev. **95**, 1628 (1954).