

International Journal of Modern Physics A
 © World Scientific Publishing Company

NEAR-THRESHOLD W -PAIR PRODUCTION IN THE MODEL OF UNSTABLE PARTICLES WITH SMEARED MASS

V. I. KUKSA*

Institute of Physics, Southern Federal University, Rostov-on-Don 344090, Russia

R. S. PASECHNIK†

Bogoliubov Laboratory of Theoretical Physics, JINR, Dubna 141980, Russia

Received Day Month Year

Revised Day Month Year

Near-threshold production of charged boson pairs is considered within the framework of the model of unstable particles with smeared mass. The results of calculations are in good agreement with LEP II data and Monte-Carlo simulations. Suggested approach significantly simplifies calculations with respect to standard perturbative one.

Keywords: W -boson pair production; unstable particles

PACS number: 11.10.St

1. Introduction

The measurements of W -pair production at LEP II provided us with an important information about the mass of W boson and non-abelian triple gauge-boson couplings. To extract the exact information from W -pair production we have to calculate the radiative corrections (RC's), which give a noticeable contribution to the cross-section. Ideally, one would like to have the full RC's to the process $e^+e^- \rightarrow W^+W^- \rightarrow 4f$. In practice, this problem is very complicated and can not be considered analytically. For discussion of the LEP II situation and strategy it is useful to distinguish three levels of sophistication in the description of the W -pair production [1, 2]:

- 1) On-shell W -pair production, $e^+e^- \rightarrow W^+W^-$, with consequent on-shell W decays. All $O(\alpha)$ RC's to these processes are known.
- 2) Off-shell production of W pairs, which then decay into four fermions. Full set of RC's is very bulky and can not be analytically observed.
- 3) Full process $e^+e^- \rightarrow 4f$ with an account of the complete set of the $O(\alpha)$

*kuksa@list.ru

†rpasech@theor.jinr.ru

corrections. This problem leads to the additional diagrams with the same final states, and full set of the $O(\alpha)$ corrections is not available [1, 2].

On-shell W -pair production was considered in Refs. [1, 2, 3], where the cross-section of the process $e^+e^- \rightarrow W^+W^-$ was given. At tree level, this process is described by three diagrams shown in Fig. 1. The complete $O(\alpha)$ radiative corrections, comprising the virtual one-loop corrections and real-photon bremsstrahlung, were calculated and represented in Refs. [4]-[11]. The description of the on-shell W -pair production and consequent decays with an account of RC's was fulfilled in Refs. [12]-[18]. Off-shell production of W -pairs, which then decay into four fermions, was considered in Ref. [19].

In description of the W - and Z -pairs production we should take into consideration the fact that the gauge bosons are not stable particles and the real process is not $e^+e^- \rightarrow W^+W^-, ZZ$ [2]. This is only an approximation with a level of goodness, which may depend on several factors, while the real process is $e^+e^- \rightarrow W^+W^-, ZZ \rightarrow 4f$. There are many papers, devoted to comprehensive analysis and description of all possible processes with the four-fermion final states (see Refs. [20]-[23] and references therein). Because of a large number of diagrams describing these processes the classification scheme was applied in Refs. [20]-[23]. The possible processes are divided into three classes: charge current (CC), neutral current (NC) and mixed current (MIX). Born processes $e^+e^- \rightarrow W^+W^-, ZZ$ are designated as CC03 and NC02, which correspond to three charge current and two neutral current diagrams. According to this classification the off-shell W -pair production with consequent W decay can be described in the framework of the double-pole approximation (DPA) [24]-[26]. The DPA selects only diagrams with two nearly resonant W bosons and the number of graphs is considerably reduced [23].

Complete description of $4f$ -production processes with an account of RC's is not analytically available due to presence of non-factorable corrections. So, some approximation schemes are practically applied, namely, semi-analytical approximation (SAA), improved Born approximation, fermion-loop scheme [2, 27], etc. There are many computer tools of calculations, for instance, Monte-Carlo (MC) simulations such as YFSWW, RacoonWW, etc. [27, 28]. All above mentioned methods are based on the traditional quantum field theory of unstable particles (UP's) [2]. At the same time, there are some alternative approaches for description of the UP's, such as the effective theory of UP's [29]-[31] and the model of UP with smeared mass [32, 33]. The last one is the main tool of our current analysis.

In this paper, we suggest the description of the near-threshold W -pairs production within the framework of the model of UP with smeared mass initially proposed in Ref. [32]. In this model, the UP is described by a state with smeared (fuzzed) mass that is in accordance with the uncertainty relation. So, the processes $e^+e^- \rightarrow W^+W^-, ZZ$ are described in traditional way, i.e. in stable particle approximation, but the phase space is calculated for the states on the smeared mass-shell. This method was applied for description of some processes involving the UP with

large width [33]-[35]. In particular, the approach was successfully applied to the process $e^+e^- \rightarrow ZZ$ in Ref. [33]. In this work it was shown that the results of the model are in good agreement with the LEP II data and turned out to be very close to corresponding results of MC simulations. So, it is reasonable to apply the same method for the case of W -pair production. It should be noted also that our approach is in close analogy with the SAA, but it has some noticeable distinctions which will be discussed in the next section.

The paper is organized as follows. The cross-section of the process $e^+e^- \rightarrow W^+W^-$ at tree level is derived in the framework of the model [32] in Section 2. Section 3 contains the calculation strategy with taking into account of radiative corrections. In this section we also represent the results of our calculations, MC simulations and LEP II data. Some conclusions concerning the applicability of the method were made in the last section.

2. The model cross-section of the near-threshold W -pair production at tree level

In this work, we use two principal elements of the model [32] – the convolution structure of the transition probability and polarization matrix for UP in the initial or final state. The transition probability of the two particle scattering, in particular $e^+e^- \rightarrow W^+W^-$, can be represented in the form [32]-[34]:

$$P(s) \sim \int \int |M(s; \mu_1, \mu_2)|^2 \rho_1(\mu_1) \rho_2(\mu_2) d\mu_1 d\mu_2, \quad (1)$$

where $M(s; \mu_1, \mu_2)$ is the amplitude of the process $e^+e^- \rightarrow W^+(\mu_1)W^-(\mu_2)$ in the stable-particle approach (SPA) [33] and $\rho_k(\mu_k)$ is the probability density with the variable mass parameter $\mu_k = m_k^2$ ($k = 1, 2$). The model polarization matrix of the vector boson $W(\mu)$ is [33]

$$\sum_a e_i^a(k, \mu) \dot{e}_j^a(k, \mu) = -g_{ij} + \frac{k_i k_j}{\mu}, \quad (2)$$

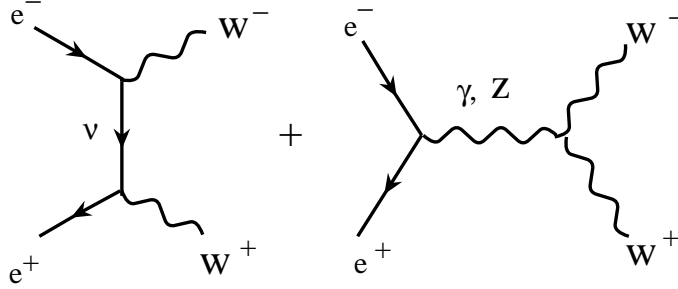
where $e_i^a(k, \mu)$ is the boson polarization vector in the state with four-momentum k and mass parameter $\mu = k^2$. Using the expressions (1) and (2), we get the model Born cross-section of W -pair production in the following form

$$\sigma_{WW}^B(s) = \int \int \sigma_{WW}^B(s; \mu_1, \mu_2) \rho_1(\mu_1) \rho_2(\mu_2) d\mu_1 d\mu_2, \quad (3)$$

where $\sigma_{WW}^B(s; \mu_1, \mu_2)$ is the Born cross-section which is calculated in the standard way for fixed bosons masses $\mu_1 = m_1^2$ and $\mu_2 = m_2^2$ (SPA).

The Born cross-section is defined by the sum of three diagrams shown in Fig. 1 and can be represented as

$$\sigma_{WW}^B(s; x_1, x_2) = \frac{\pi \alpha^2}{128 s \sin^4 \theta_W} F(s; x_1, x_2), \quad (4)$$

4 *V. I. Kuksa, R. S. Pasechnik*Fig. 1. Feynmann diagram for the process $e^+e^- \rightarrow W^+W^-$.

where dimensionless function $F(s; x_1, x_2)$ is defined by the expression

$$\begin{aligned}
 F(s; x_1, x_2) = & \frac{16}{3(a^2 - b^2)(1 - x_Z)^2} \{ 3(a^2 - b^2)(a^2 - b^2 + 2(1 + a))(1 - x_Z)^2 L(a, b) \\
 & + x_Z \cos(2\theta_W) [3(b^4 - 2ab^2(2 + a) + a^3(4 + a))(1 - x_Z)L(a, b) \\
 & + 2\lambda(a, b)(2b^2 - 3a^2 - 10a - 1)(b^2(1 - 2x_Z) - a(1 - 3x_Z) - x_Z)] \\
 & + \lambda(a, b)[x_Z^2 \lambda^2(a, b) \cos(4\theta_W)(2b^2 - 3a^2 - 10a - 1) + 12a^3 x_Z^2 \\
 & - a^2(3b^2(3x_Z^2 - 2x_Z + 1) - 49x_Z^2 + 30x_Z - 15) - 2a(b^2(19x_Z^2 - 10x_Z + 5) \\
 & + 8x_Z^2) + 2b^4(3x_Z^2 - 2x_Z + 1) - 2b^2(7x_Z^2 - 16x_Z + 8) - 2x_Z^2] \}. \quad (5)
 \end{aligned}$$

In Eq. (5) the dimensionless variables a, b, x_1, x_2, x_Z and the functions $L(a, b)$ and $\lambda(a, b)$ are defined as follows

$$\begin{aligned}
 L(a, b) &= \ln \left[\frac{1 - a - \lambda(a, b)}{1 - a + \lambda(a, b)} \right], \quad \lambda(a, b) = \sqrt{1 - 2a + b^2}, \\
 x_{1,2} &= \frac{\mu_{1,2}}{s}, \quad a = x_1 + x_2, \quad b = x_1 - x_2, \quad x_Z = \frac{M_Z^2}{s}. \quad (6)
 \end{aligned}$$

With the help of expressions (4)-(6) the model Born cross-section is represented in the following convolution form

$$\sigma_{WW}^B(s) = \frac{\pi\alpha^2}{128s \sin^4 \theta_W} \int_0^1 dx_1 \rho(x_1, s) \int_0^{(1-\sqrt{x_1})^2} \rho(x_2, s) F(s; x_1, x_2) dx_2, \quad (7)$$

where in analogy with the case of Z -pair production [33] we use the redefined dimensionless probability density of Lorentzian type

$$\rho(x, s) = \frac{1}{\pi} \frac{G(x, s)}{(x - x_W)^2 + G^2(x, s)}, \quad G(x, s) = \frac{\sqrt{\mu} \Gamma_W^{tot}}{s} = \frac{3\alpha x}{4 \sin^2 \theta_W}, \quad (8)$$

where $x = \mu/s$, $x_W = M_W^2/s$. The expression (7) turns into the standard expression for the on-shell cross-section $\sigma_{WW}^B(s)$, when $\rho(\mu) \rightarrow \delta(\mu - M_W^2)$, i.e. in the limit of fixed W mass.

In Fig. 2 we represent the Born cross-section in the fixed-mass approach (solid line) and in the smeared-mass approach (dashed line). Besides, in this figure we

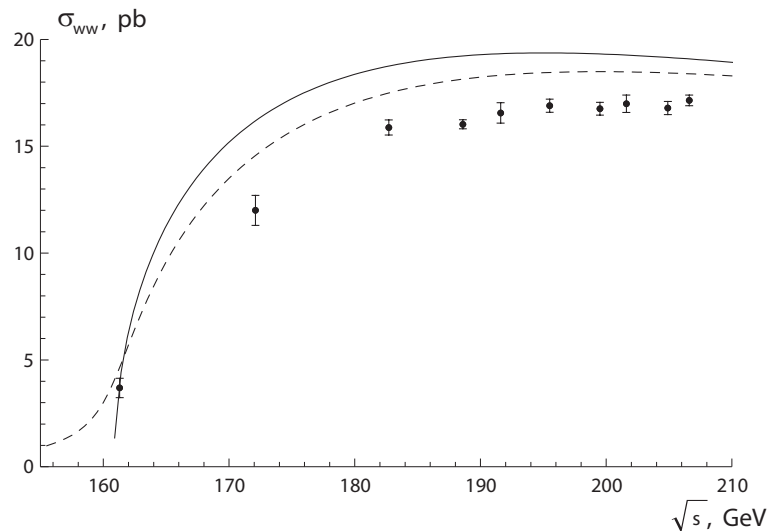


Fig. 2. On-shell (solid line) and model (dashed line) Born cross-section of the process $e^+e^- \rightarrow W^+W^-$.

show the experimental LEP II data in order to illustrate the necessity of RC's. One can see that the model approach leads to the result which is similar to the standard one with an account of the finite-width effects (FWE). In other words, the model description of boson-pair production is in close analogy with the standard description of the off-shell boson-pair production. Moreover, the model convolution representation of the cross-section in the form (3) or (7) is formally similar to the SAA [2, 21]. However, the SAA is constructed as an approximation for the exclusive process like $e^+e^- \rightarrow W^+W^- \rightarrow f_1\bar{f}_2f_3\bar{f}_4$, which then is generalized to the inclusive process with $4f$ final states. This approach is based on the approximate factorization of the total cross-section $\sigma(e^+e^- \rightarrow f_1\bar{f}_2f_3\bar{f}_4) \rightarrow \sigma(e^+e^- \rightarrow W^+W^-)Br(W^+ \rightarrow f_1\bar{f}_2)Br(W^- \rightarrow f_3\bar{f}_4)$ [27]. In the frame of the model [32], the factorization is exact (see also Refs. [33]-[35]) and the expression (3) is directly derived for the inclusive process $e^+e^- \rightarrow 4f$ in the double-pole approach. From Fig. 2 it follows that taking into account of the radiative corrections is necessary for realistic description of the measured cross-section.

3. The model cross-section of W -pair production with radiative corrections

In this section, we discuss the strategy of the RC's accounting and represent the final results of calculations. As it was shown in [34, 35], the model description of UP is equivalent to some effective theory of UP, which includes the self-energy type RC's in an arbitrary order of perturbation theory. Moreover, the UP is the non-perturbative object in the vicinity of the resonance. So, the traditional program of

6 *V. I. Kuksa, R. S. Pasechnik*

RC's calculation is not valid in the framework of the model. We have no well defined set of the diagrams which is gauge invariant and renormalized. The model of UP [32] is effective and not gauge one, and we have no any rigid criteria for definition such a set. So, we keep the strategy which is based on the simple phenomenology and was successfully applied in the case of Z -pair production [33]. We do not take into account of any corrections to the final states W because of the effective nature of these states in the framework of the model. We use the effective coupling $\alpha(M_W) = 1/127.9$ in the vertex with the final W -states and $\alpha = 1/137$ in the RC's. So, the principal part of the vertex corrections is effectively included and the low-energy behavior of the bremsstrahlung and radiative corrections to initial states is taken into consideration. In the calculation we explicitly take into account the $O(\alpha)$ corrections including soft and hard bremsstrahlung, which are not described by the model and by the effective coupling. The real and virtual electromagnetic radiation enters into this set of RC's and mutually compensates the total IR divergences.

The program of RC's calculations, which is similar to above discussed one, was fulfilled in the series of papers (see, for example, Ref. [11] and references therein) for the case of the on-shell W -pair production (the limit of fixed masses $\mu_1 = \mu_2 = M_W^2$). The analytical expression for these corrections is represented in compact and convenient form in Ref. [11]. We generalized this expression to the case of off-shell W -pair production, that is for arbitrary value of the mass parameters μ_k , and applied it in our calculations. As a result, we get the cross-section $\sigma_{WW}(s; \mu_1, \mu_2)$ for the case of $W(\mu_1)$ and $W(\mu_2)$ production including above described corrections in the following form (see also Ref. [11])

$$\sigma_{WW}(s; \mu_1, \mu_2) = \int_0^{k_{max}} \rho_\gamma(k) \sigma_{WW}^B(s(1-k), \mu_1, \mu_2) dk, \quad (9)$$

where $\rho_\gamma(k)$ is the photon radiation spectrum [36]-[40], $k = E_\gamma/E_b$ is the photon energy in units of beam energy and $s(1-k)$ is the effective s available for the W -pair production after the photon has been emitted [11]. In the case of the on-shell W -pair production ($\mu_1 = \mu_2 = M_W^2$) the value $k_{max} = 1 - 4M_W^2/s$ is the maximal part of photon energy. The generalization of this value to the case $\mu_1 \neq \mu_2$ leads to

$$k_{max} = 1 - 2\frac{\mu_1 + \mu_2}{s} + \frac{(\mu_1 - \mu_2)^2}{s^2} \equiv \lambda^2(\mu_1, \mu_2; s). \quad (10)$$

The photon distribution function is written in the form [11]

$$\rho_\gamma(k) = \beta k^{\beta-1} (1 + \delta_1^{v+s} + \dots) + \delta_1^h + \dots, \quad (11)$$

where we keep $O(\alpha)$ corrections only (i.e. $\delta_{n>1} = 0$). The corresponding corrections are given by ($v + s$ = virtual+soft, h = hard) [11]

$$\begin{aligned} \beta &= \frac{2\alpha}{\pi}(L-1), \quad L = \ln \frac{s}{m_e^2}, \quad \alpha = \frac{1}{137}; \\ \delta_1^{v+s} &= \frac{\alpha}{\pi} \left(\frac{3}{2}L + \frac{\pi^2}{3} - 2 \right), \quad \delta_1^h = \frac{\alpha}{\pi} (1-L)(2-k). \end{aligned} \quad (12)$$

Finally, we get the corrected expression for the cross-section of W -pair production in the form

$$\sigma_{WW}(s) = \frac{\pi\alpha^2(M_W)k_{QCD}}{128s\sin^4\theta_W(M_W)} \int_0^1 dx_1 \int_0^{(1-\sqrt{x_1})^2} dx_2 \int_0^{\lambda^2(x_1,x_2)} \frac{dk}{1-k} \rho_\gamma(k) \rho(x_1, s(1-k)) \rho(x_2, s(1-k)) F(s(1-k); x_1, x_2). \quad (13)$$

where the functions F, ρ, ρ_γ were defined before in Eqs. (5), (8), and we also take into account the effective QCD correction factor $k_{QCD} = 1 + 0.133/\pi$ [39].

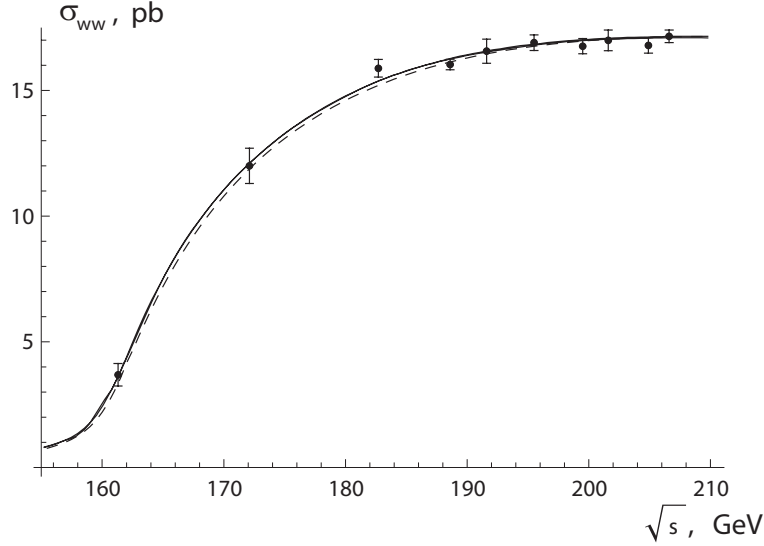


Fig. 3. Model (dashed line) and Monte-Carlo RacconWW and YFSWW (solid lines) cross-sections of the process $e^+e^- \rightarrow W^+W^-$.

The model cross-section $\sigma_{WW}(s)$ was calculated numerically and represented in Fig. 3 as a function of s by dashed line. The results of MC simulations, RacconWW and YFSWW [40], are represented for comparison by two barely distinguishable solid lines, and the experimental LEP II data [40] are given with the corresponding error bars. From Fig. 3, one can see that the model cross-section with RC's is in good agreement with the experimental data. Moreover, the deviation of the model from MC curves is significantly less than the experimental errors ($\lesssim 1\%$). From these results it follows, that the model approach is applicable in the near-threshold energy range and that the total contribution of non-factorizable corrections in the cross section is very small and can be neglected with a good accuracy.

4. Conclusions

A large number of the first order Feynman diagrams, which contribute to the production of four fermions in e^+e^- interactions, depends on the specific final states.

So, the detailed classification was suggested for the description of these processes. The most important request for WW physics concerns the $O(\alpha)$ radiative corrections in the DPA. For the virtual part, these corrections are applied only to CC03 diagrams corresponding to W -pair production. Inclusion of the RC's significantly complicates the calculations which are not available in the analytical form. So, the various approximation schemes are worked out together with development of the MC simulations.

In this paper, we applied the model of UP with smeared mass for description of the W -pair production. The model describes the process $e^+e^- \rightarrow W^+W^-$ as W -pair production, where W is on the smeared mass-shell. This approach is similar to the standard description of the off-shell W -pair production in SAA. We have taken into account the soft and hard initial state radiation and major portion of the virtual RC's which are relevant in the framework of the model.

It follows from our results that the model is applicable to description of the near-threshold boson-pair production. We get the cross-section which is in good accordance with the experimental data; it practically coincides with MC calculations with a high accuracy. At the same time, the model provides a compact analytical expression for the cross-section in terms of convolution of the Born cross section with probability densities (or mass distributions) of W bosons. It is also reasonable to consider the applicability of this approach at the energies far from the near-threshold range. We leave this analysis for a separate study.

References

1. W. Beenakker *et al.*, in *Physics at LEP2*, eds. G. Altarelli, T. Sjöstrand and F. Zwirner (CERN 96-01, Geneva, 1996), Vol. 1, p. 79; arXiv:hep-ph/9602351.
2. D. Bardin and G. Passarino, *The Standard Model in the Making* (Oxford University Press, 1999).
3. W. Alles *et al.*, *Nucl. Phys. B* **119**, 125 (1977).
4. M. Lemoine and M. Veltman, *Nucl. Phys. B* **164**, 445 (1980).
5. R. Philippe, *Phys. Rev. D* **26**, 1588 (1982).
6. M. Bohm *et al.*, *Nucl. Phys. B* **304**, 463 (1988).
7. J. Fleischer *et al.*, *Z. Phys. C* **42**, 409 (1989).
8. W. Beenakker *et al.*, *Phys. Lett. B* **258**, 469 (1991).
9. W. Beenakker *et al.*, *Nucl. Phys. B* **367**, 287 (1991).
10. K. Kolodziej and M. Zralek, *Phys. Rev. D* **43**, 3619 (1991).
11. J. Fleischer *et al.*, *Phys. Rev. D* **47**, 830 (1993).
12. W. J. Marciano and D. Wyler, *Z. Phys. C* **3**, 181 (1979).
13. D. Albert *et al.*, *Nucl. Phys. B* **166**, 460 (1980).
14. K. Inoue *et al.*, *Prog. Theor. Phys.* **64**, 1008 (1980).
15. T. H. Chang *et al.*, *Nucl. Phys. B* **202**, 407 (1982).
16. F. Jegerlehner, *Z. Phys. C* **32**, 425 (1986).
17. D. Yu. Bardin *et al.*, *Z. Phys. C* **32**, 121 (1986).
18. A. Denner and T. Sack, *Z. Phys. C* **46**, 653 (1990).
19. T. Muta *et al.*, *Mod. Phys. Lett. A* **1**, 203 (1986).
20. G. Altarelli *et al.*, in *Physics at LEP2*, CERN 96-01 (1996).

21. D. Y. Bardin *et al.*, in *Physics at LEP2*, eds. G. Altarelli, T. Sjöstrand and F. Zwirner (CERN 96-01, Geneva, 1996), Vol. 2, p. 3; arXiv:hep-ph/9709270.
22. F. Boudjema *et al.*, in *Physics at LEP2*, eds. G. Altarelli, T. Sjöstrand and F. Zwirner (CERN 96-01, Geneva, 1996), Vol. 1, p. 207; arXiv:hep-ph/9601224.
23. M. W. Grunewald and G. Passarino *et al.*, CERN 2000-009 (2000); arXiv:hep-ph/0005309.
24. W. Beenakker *et al.*, *Nucl. Phys. B* **548**, 3 (1999).
25. W. Denner *et al.*, *Nucl. Phys. B* **440**, 95 (1995).
26. W. Denner *et al.*, *Nucl. Phys. B* **519**, 39 (1998).
27. D. Bardin *et al.*, arXiv:hep-ph/9602339.
28. A. Ballestrero *et al.*, *Comput. Phys. Commun.* **152**, 175 (2003); arXiv:hep-ph/0210208.
29. M. Beneke *et al.*, *Phys. Rev. Lett.* **93**, 011602 (2004).
30. M. Beneke *et al.*, *Nucl. Phys. B* **792**, 89 (2008); arXiv:0707.0773 [hep-ph].
31. C. Schwinn, *ECONF0705302:LOOP* **03** (2007); arXiv:0708.0730 [hep-ph].
32. V. I. Kuksa, in *Proc. 17th Int. Workshop*, Samara-Saratov, Russia, September 4-11, 2003, edited by M. Dubinin, V. Savrin (Skobeltsyn Institute of Nuclear Physics, Moscow State University), p. 350; arXiv:hep-ph/0612064].
33. V. I. Kuksa, R. S. Pasechnik, *Int. J. Mod. Phys. A* **23**, 4125 (2008).
34. V. I. Kuksa, *Int. J. Mod. Phys. A* **23**, 4509 (2008).
35. V. I. Kuksa, *Int. J. Mod. Phys. A* (in print).
36. G. Bonneau and F. Martin, *Nucl. Phys. B* **27**, 381 (1971).
37. M. Greco *et al.*, *Nucl. Phys. B* **171**, 118 (1980).
38. M. Bohm and W. Hollic, *Nucl. Phys. B* **204**, 45 (1982).
39. F. Jegerlehner, *Testing the Standard Model* (World Scientific, Singapore, 1991), p. 569.
40. R. Strohmer, arXiv:hep-ex/0412019.