

# Light sterile neutrinos, spin flavour precession and the solar neutrino experiments

C. R. Das\*, João Pulido†

*CENTRO DE FÍSICA TEÓRICA DAS PARTÍCULAS (CFTP)*

*Departamento de Física, Instituto Superior Técnico*

*Av. Rovisco Pais, P-1049-001 Lisboa, Portugal*

and

Marco Picariello‡

*I.N.F.N. - Lecce, and Dipartimento di Fisica, Università di Lecce*

*Via Arnesano, ex Collegio Fiorini, I-73100 Lecce, Italia*

## Abstract

We generalize to three active flavours a previous two flavour model for the resonant spin flavour conversion of solar neutrinos to sterile ones, a mechanism which is added to the well known LMA one. The transition magnetic moments from the muon and tau neutrinos to the sterile play the dominant role in fixing the amount of active flavour suppression. We also show, through numerical integration of the evolution equations, that the data from all solar neutrino experiments except Borexino exhibit a clear preference for a sizable magnetic field either in the convection zone or in the core and radiation zone. This is possibly related to the fact that the data from the first set are average ones taken during a period of mostly intense solar activity, whereas in contrast Borexino data were taken during a period of quiet sun. We argue that the solar neutrino experiments are capable of tracing the possible modulation of the solar magnetic field. Those monitoring the high energy neutrinos, namely the  $^8B$  flux, appear to be sensitive to a field modulation either in the convection zone or in the core and radiation zone. Those monitoring the low energy fluxes will be sensitive to the second type of solar field profiles only. In this way Borexino alone may play an essential role, since it examines both energy sectors, although experimental redundancy from other experiments will be most important.

---

\*E-mail: crdas@cftp.ist.utl.pt

†E-mail: pulido@cftp.ist.utl.pt

‡E-mail: Marco.Picariello@le.infn.it

# 1 Introduction and Motivation

Although the effort in solar neutrino investigation has decreased in recent years, several intriguing questions in this area remain open. Their clarification may lead to a better knowledge of the neutrino intrinsic properties, the structure of the inner solar magnetic field, or possibly both. In fact it is still unclear for example whether the active solar neutrino flux varies in time [1–4] or why the SuperKamiokande energy spectrum appears to be flat [5,6]. The generally acknowledged LMA solution [7] to the neutrino deficit observed by all solar neutrino experiments does not explain these facts, while it further predicts an event rate for the Chlorine experiment [8] which is  $2\sigma$  above the observed one [9]. These could be indications of physics beyond LMA.

Based on this motivation and in line with the originally proposed resonant spin flavour precession of solar neutrinos [10,11], we were lead to develop a model whereby neutrinos are endowed with a transition magnetic moment converting active into sterile ones by virtue of its interaction with the magnetic field of the sun [12]. In particular we considered a scenario in which the apparently time varying event rate of the Gallium experiments [13,14] was viewed in connection with the solar magnetic activity [15]. Owing to the uncertainties involved, such data are however also consistent with a constant Ga rate, which is the alternative conventional view we will consider in the present paper. It is also possible to generate time variations of the active neutrino flux using the parametric resonance for matter density perturbations in the presence of a radiation zone magnetic field without resorting to magnetic moments or sterile neutrinos [16].

The model expound in refs. [12,15] considered two resonances, the LMA one between two oscillating active neutrinos and the spin flavour precession one determined by a transition moment between one of the active flavours and the sterile one. The location of the active-sterile resonance, near the bottom of the solar convection zone, was fixed by the corresponding active sterile mass squared difference which for this purpose was chosen to be  $O(10^{-8} - 10^{-9}) \text{ eV}^2$ . The survival and transition probabilities were calculated using the Landau-Zener approximation.

In this paper we extend our previous model with two active flavours and one sterile to the more realistic case of three active flavours and a sterile. Whereas the Landau Zener approximation works well in the LMA resonance, this is not so for spin flavour precession, thus we will resort to the numerical integration of the evolution equations. However the best fit parameter values are obtained from the Landau Zener approximation, as they are found to coincide in both methods. We take several values of  $\theta_{13}$  in the allowed range for both strong and weak solar fields. The model event rates for all solar neutrino experiments are evaluated and confronted with the data. Special emphasis is given to the SuperKamiokande energy spectrum [6] and the recent  $^8B$  energy spectrum from the Borexino experiment [17].

We consider two classes of solar field profiles, whose field strengths peak in the solar core (Wood-Saxon potential type) and in the lower convection zone. Together these span a large number of possibilities.

The paper is organized as follows: in section 2 the derivation of the  $(4 \times 4)$  Hamiltonian in the mass eigenstate basis is presented. In subsection 3.1 the already known fact that the survival probability is a decreasing function of  $\theta_{13}$  is shown to follow from a simple argument. In subsection 3.2 the evaluation of the event rates and spectra is presented. The results are discussed in subsection 3.3. Finally in section 4 our conclusions are drawn. Our numerical calculations are based on the updated central values [18] for  $\Delta m_{21}^2$ ,  $\theta_{12}$ ,  $\theta_{23}$ ,  $\Delta m_{32}^2$  and we use a neutrino transition moment between flavour states not larger than  $\mu_\nu = 1.4 \times 10^{-12} \mu_B$ . As for  $\theta_{13}$  we chose to investigate three cases:  $\theta_{13} = 0$ ,  $0.1$  and the central value,  $0.13$ . The fits to all data, including rates and spectra (except for Borexino) improve once the magnetic field is introduced. As regards Borexino, the fit worsens in this case. This may be connected to the fact that all former experiments report time averaged data taken during times of more or less intense solar magnetic activity, whereas Borexino data were taken during a period of minimum activity. In contrast, solar data alone show no clear preference for a vanishing or sizable  $\theta_{13}$ .

## 2 The Hamiltonian

The  $(4 \times 4)$  Hamiltonian involving one sterile neutrino and three active ones will be expressed in the mass eigenstate basis. This is related to the flavour basis by

$$\begin{pmatrix} \nu_S \\ \nu_e \\ \nu_\mu \\ \nu_\tau \end{pmatrix} = U^{PMNS}(4 \times 4) \begin{pmatrix} \nu_0 \\ \nu_1 \\ \nu_2 \\ \nu_3 \end{pmatrix} \quad (1)$$

where  $U^{PMNS}(4 \times 4)$  is the straightforward  $(4 \times 4)$  extension of the usual leptonic mixing matrix [19]. As before [12, 15] no vacuum mixing between the sterile and any of the active flavours is assumed, so that the free propagating term of the Hamiltonian is in the mass basis

$$(H_0)_M = \begin{pmatrix} E_0 & & & \\ & E_1 & & \\ & & E_2 & \\ & & & E_3 \end{pmatrix} \quad (2)$$

and the matter (interaction) term is in the flavour basis

$$(H_I)_W = \begin{pmatrix} 0 & \mu_{es}B & \mu_{\mu s}B & \mu_{\tau s}B \\ \mu_{es}B & V_c + V_n & 0 & 0 \\ \mu_{\mu s}B & 0 & V_n & 0 \\ \mu_{\tau s}B & 0 & 0 & V_n \end{pmatrix}. \quad (3)$$

Here  $\mu_{(e,\mu,\tau)s}$  are the transition magnetic moments between the active flavours and the sterile one and  $B$  is the magnetic field profile. The quantities  $V_c$ ,  $V_n$  are the refraction indexes for charged and neutral currents, namely  $V_c = G_F\sqrt{2}N_e$ ,  $V_n = -(G_F/\sqrt{2})N_n$  with  $N_e$  (electron density) and  $N_n$  (neutron density). Given eq.(1), the mass and flavour Hamiltonian representations are related by

$$H_M = U^{\dagger PMNS} H_W U^{PMNS} \quad (4)$$

so that the full Hamiltonian in the mass basis is

$$H_M = \begin{pmatrix} E_0 & & & \\ & E_1 & & \\ & & E_2 & \\ & & & E_3 \end{pmatrix} + U^{\dagger PMNS} \begin{pmatrix} 0 & \mu_{es}B & \mu_{\mu s}B & \mu_{\tau s}B \\ \mu_{es}B & V_c + V_n & 0 & 0 \\ \mu_{\mu s}B & 0 & V_n & 0 \\ \mu_{\tau s}B & 0 & 0 & V_n \end{pmatrix} U^{PMNS}. \quad (5)$$

Subtracting  $E_1$  and denoting by  $\tilde{\mu}_{1,2,3}$  the transition magnetic moment between mass eigenstates 0 and 1,2,3 respectively, we have

$$H_M = \begin{pmatrix} \frac{\Delta m_{01}^2}{2E} & \tilde{\mu}_1 B & \tilde{\mu}_2 B & \tilde{\mu}_3 B \\ \tilde{\mu}_1 B & 0 & 0 & 0 \\ \tilde{\mu}_2 B & 0 & \frac{\Delta m_{21}^2}{2E} & 0 \\ \tilde{\mu}_3 B & 0 & 0 & \frac{\Delta m_{31}^2}{2E} \end{pmatrix} + U^{\dagger PMNS} \begin{pmatrix} 0 & 0 & 0 & 0 \\ 0 & V_c + V_n & 0 & 0 \\ 0 & 0 & V_n & 0 \\ 0 & 0 & 0 & V_n \end{pmatrix} U^{PMNS}. \quad (6)$$

Straightforward matrix algebra leads now to

$$H_M = \begin{pmatrix} \frac{\Delta m_{01}^2}{2E} & \tilde{\mu}_1 B & \tilde{\mu}_2 B & \tilde{\mu}_3 B \\ \tilde{\mu}_1 B & V_n + V_c u_{e1}^2 & V_c u_{e1} u_{e2} & V_c u_{e1} u_{e3} \\ \tilde{\mu}_2 B & V_c u_{e1} u_{e2} & \frac{\Delta m_{21}^2}{2E} + V_n + V_c u_{e2}^2 & V_c u_{e2} u_{e3} \\ \tilde{\mu}_3 B & V_c u_{e1} u_{e3} & V_c u_{e2} u_{e3} & \frac{\Delta m_{31}^2}{2E} + V_n + V_c u_{e3}^2 \end{pmatrix} \quad (7)$$

where  $u_{ei}$  denotes the first row entries of the  $(3 \times 3)$   $U^{PMNS}$  matrix. In the following we assume vanishing phases. Eq. (7) is the mass basis Hamiltonian that we use throughout.

### 3 Probability and Rates

#### 3.1 3 Flavour probability and $\theta_{13}$

A simple argument shows that the electron neutrino survival probability for three active flavours [20, 21]

$$P_{3 \times 3}(\nu_e \rightarrow \nu_e) = \cos^4 \theta_{13} P_{2 \times 2}(\nu_e \rightarrow \nu_e (N_e \rightarrow N_e \cos^2 \theta_{13})) + \sin^4 \theta_{13} \quad (8)$$

where extra terms  $O(10^{-3})$  or smaller have been neglected [21], is a decreasing function of  $\theta_{13}$ . In eq.(8) the  $(2 \times 2)$  probability with the replacement  $N_e \rightarrow N_e \cos^2 \theta_{13}$  is given by [21]

$$P_{2 \times 2} = \frac{1}{2} + \frac{1}{2} \cos 2\theta_{12} \frac{-\phi(x)}{\sqrt{(\frac{\Delta m_{21}^2}{4E} \sin 2\theta_{12})^2 + \phi^2}} \quad (9)$$

where  $x$  is the fractional solar radius and

$$\phi = \frac{G_F}{\sqrt{2}} N_e \cos^2 \theta_{13} - \frac{\Delta m_{21}^2}{4E} \cos 2\theta_{12}. \quad (10)$$

Straightforward calculations show that the derivative of  $P_{3 \times 3}(\nu_e \rightarrow \nu_e)$  with respect to  $\theta_{13}$  is negative for all solar neutrino energies if

$$P_{2 \times 2} - \frac{G_F N_e}{4\sqrt{2}} \cos 2\theta_{12} \cos^2 \theta_{13} \frac{(\frac{\Delta m_{21}^2}{4E} \sin 2\theta_{12})^2}{[(\frac{\Delta m_{21}^2}{4E} \sin 2\theta_{12})^2 + \phi^2]^{\frac{3}{2}}} - \tan^2 \theta_{13} > 0. \quad (11)$$

In fig.1 we plot the quantity on the left hand side of this inequality as a function of the neutrino production point denoted by its fractional radius  $x$ , for energies  $E = 0.1, 8, 18.8$  MeV.  $N_e$  is evaluated from the data on  $\rho$  and  $X_H$  given in [22] with

$$N_e = \frac{\rho}{m_p} \frac{1 + X_H}{2} \quad (12)$$

where  $\rho$ ,  $m_p$  and  $X_H$  are the density, the proton mass and the hydrogen mass fraction. All neutrino parameters including  $\theta_{13}$  were fixed at their best fit central values [18]. The minimum of the quantity (11) is clearly seen in fig.1 for the three energy values considered and the central value  $\theta_{13} = 0.13$  claimed in ref. [18]. For  $x = r/R_\odot$ , this minimum reaches zero at  $x \simeq 0.2$  as the energy is increased up to  $E_{max} = E_{max}(hep) = 18.8$  MeV and  $\theta_{13}$  up to 0.47 which is much above  $3\sigma$  from its central value<sup>1</sup>. Thus we can conclude that for all experimentally allowed values of the physical quantities involved the condition (11) is satisfied and  $P_{3 \times 3}(\nu_e \rightarrow \nu_e)$  is a decreasing function of  $\theta_{13}$ .

---

<sup>1</sup>It has been recently pointed out [23, 24] that the hint for a non-vanishing  $\theta_{13}$  is at most a  $1\sigma$  effect on the basis of present data.

### 3.2 Field profiles and rates

We base our numerical calculations for the rates on the standard solar model with high metallicity, BPS08(GS) [25]. As far as the solar field is concerned, solar physics provides very limited knowledge on its magnitude and shape. For instance in ref. [26] upper bounds of 0.5-1.5 G and 30 G are quoted in the bottom of the convection zone and in the core respectively while in ref. [27] an argument is presented favouring an upper bound of 600 G in the radiation zone. On the other hand, the authors of ref. [28] estimate in the bottom of the convection zone an upper limit of 300 kG and in the mid-radiation zone and solar centre a magnetic field strength of 0.7 MG and 7 MG respectively [29].

Given the above mentioned uncertainties we consider the two following plausible profiles which are approximately complementary to each other (see also fig.2)

*Profile 1*

$$B = \frac{B_0}{\cosh[6(x - 0.71)]} \quad 0 < x < 0.71 \quad (13)$$

$$B = \frac{B_0}{\cosh[15(x - 0.71)]} \quad 0.71 < x < 1 \quad (14)$$

*Profile 2*

$$B = \frac{B_0}{1 + \exp[10(2x - 1)]} \quad 0 < x < 1, \quad (15)$$

Profile 1 has a peak  $B_0$  at the bottom of the convection zone, for fractional solar radius  $x \simeq 0.71$ , its physical motivation being the large gradient of angular velocity over this range [30]. It should not exceed 300 kG at this depth and 20 kG at 4-5% depth, hence its fast decrease along the convection zone [28]. Profile 2 is of the Wood-Saxon type, being maximal at the solar centre. In this case the peak field  $B_0$  could be as large as a few MG [31].

The survival probability was obtained from the numerical integration of the Schrödinger like equation with Hamiltonian (7) using the Runge-Kutta method. All event rates (total and spectral) were evaluated as described in refs. [32, 33]. The expression for the  $^8B$  spectral rate as applied to the SuperKamiokande and Borexino experiments with three active neutrinos is now

$$R_{SK,Bor}^{th}(E_e) = \frac{\int_{m_e}^{E'_{emax}} dE'_e f_{SK,Bor}(E'_e, E_e) \int_{E_m}^{E_M} dE \phi(E) \left[ P_{ee}(E) \frac{d\sigma_e}{dT'} + (P_{e\mu}(E) + P_{e\tau}(E)) \frac{d\sigma_{\mu,\tau}}{dT'} \right]}{\int_{m_e}^{E'_{emax}} dE'_e f_{SK,Bor}(E'_e, E_e) \int_{E_m}^{E_M} dE \phi(E) \frac{d\sigma_e}{dT'}} \quad (16)$$

where  $\sigma_e$  is the charged and neutral current cross section and  $\sigma_{\mu,\tau}$  is the neutral current one. The energy resolution functions are given in [34] and [35] and the threshold energies  $E_e = 5$

MeV,  $E_e = 2.8$  MeV for SuperKamiokande and Borexino respectively. For the statistical analysis of all solar data (except Borexino) we used the standard  $\chi^2$  definition [32,33]

$$\chi^2 = \sum_{j_1, j_2} (R_{j_1}^{th} - R_{j_1}^{exp}) [\sigma^2(tot)]_{j_1 j_2}^{-1} (R_{j_2}^{th} - R_{j_2}^{exp}) \quad (17)$$

where indices  $j_1, j_2$  run over solar neutrino experiments and the error matrix includes the cross section, the astrophysical and the experimental uncertainties.

The rates we obtained were confronted with the data from the Cl experiment [8], the Ga ones [13], the SuperKamiokande spectrum [6], the SNO rates and spectra [36], the Borexino spectra for  $^8B$  neutrinos [17] and for the remaining fluxes [37]<sup>2</sup>. Starting with profile 1 (fig.2) which peaks at the bottom of the convection zone, we considered the case of a relatively strong field and a vanishing one, and likewise for profile 2 (fig.2). Numerical results are insensitive to field values below 50 kG. In order to provide a feeling of the rates variation with  $\theta_{13}$ , we also run this parameter from zero to 0.13. The values of the active sterile mass squared difference, which determines the location of the spin flavour resonance, were  $\Delta m_{01}^2 = m_0^2 - m_1^2 = 1.25 \times 10^{-7} \text{ eV}^2$  and  $\Delta m_{01}^2 = 2.7 \times 10^{-6} \text{ eV}^2$  obtained by fitting with profile 1 and profile 2 respectively, using the Landau Zener approximation for the spin flavour precession resonance. For the  $^8B$  flux normalization we used  $f_B = 0.95$  [17] and the remaining neutrino parameters were [18]

$$\Delta m_{21}^2 = 7.67 \times 10^{-5} \text{ eV}^2, \quad \Delta m_{23}^2 = 2.39 \times 10^{-3} \text{ eV}^2, \quad \sin \theta_{12} = 0.559, \quad \sin \theta_{23} = 0.683. \quad (18)$$

Since, as explained below, our predictions refer to the average magnetic activity in the solar cycle, they should be evaluated for an intermediate field strength. Therefore we take  $B_0 = 140$  kG for profile 1, while for profile 2 the peak value will be obtained from fitting. Regarding the mass basis magnetic moments  $\tilde{\mu}_{1,2,3}$ , we found that the numerical results are independent of which moment is chosen to be the largest. For the assumed peak field strength, the fits require this largest value to be  $2 \times 10^{-12} \mu_B$ . To this end the two flavour (transition) moments  $\mu_{(\mu,\tau)s}$  must be of order  $1.4 \times 10^{-12} \mu_B$  with  $\mu_{es}$  equal or arbitrarily smaller. A value  $1.7 \times 10^{-12} \mu_B$  is also possible for the largest of the mass basis magnetic moments<sup>3</sup>, provided either  $\mu_{\mu s}$  or  $\mu_{\tau s}$  is as large as  $1.4 \times 10^{-12} \mu_B$  with the other two no smaller than  $1.0 \times 10^{-12} \mu_B$ . In other words,  $\mu_{(\mu,\tau)s}$  are the dominant moments that fix the amount of the active neutrino flavour suppression. In the following we will consider  $\mu_{(\mu,\tau)s} \simeq 1.4 \times 10^{-12} \mu_B$  with  $\mu_{es}$  arbitrarily equal or smaller, thus ensuring that the largest of the  $\tilde{\mu}$ 's is  $\simeq 2 \times 10^{-12} \mu_B$ .

---

<sup>2</sup>We recall that, as mentioned in the introduction, we neglect any possible time variation in the Ga rate and perform fits to its average value, see ref. [13].

<sup>3</sup>This would however require  $B_0 \simeq (160 - 170)$  kG.

### 3.3 Discussion

Starting with profile 1, the results for all solar neutrino experiments except Borexino, which is discussed below, are displayed in table I (total rates and fluxes) and fig.3 (SuperKamiokande spectral rate). They show a clear preference for a sizable magnetic field. We note that not only the flatness of the spectrum is enhanced thus providing a better fit to the data (see fig.3), but also the total rate predictions for the Cl, SK and SNO experiments strongly improve (table I). A strictly constant spectrum could on the other hand be obtained by varying the solar parameters  $\Delta m_{21}^2$  and  $\sin \theta_{12}$  within a  $2\sigma$  range. As for the Ga rate, vanishing and sizable fields are equivalent, as both classes of predictions lie within  $1\sigma$  of the central value [13]. Moreover as to the magnitude of  $\theta_{13}$ , the predictions do not show any clear preference. Altogether the results are more sensitive to changes in the solar parameters than in the atmospheric ones.

$B_0(kG)$	$\sin \theta_{13}$	Ga	Cl	SK	SNO <sub>NC</sub>	SNO <sub>CC</sub>	SNO <sub>ES</sub>	$\chi^2_{rates}$	$\chi^2_{SK_{sp}}$	$\chi^2_{SNO}$	$\chi^2_{gl}$
0	0	67.2	2.99	2.51	5.62	1.90	2.49	0.07	42.7	57.2	99.9
	0.1	66.0	2.94	2.49	5.62	1.87	2.46	0.30	42.1	55.2	97.6
	0.13	65.0	2.90	2.46	5.62	1.84	2.44	0.62	41.7	53.7	96.0
140	0	66.4	2.82	2.32	5.37	1.76	2.31	0.20	37.6	46.0	83.8
	0.1	65.3	2.77	2.29	5.37	1.73	2.28	0.53	37.9	44.9	83.3
	0.13	64.3	2.72	2.27	5.37	1.70	2.25	0.95	38.4	44.1	83.4

Table I - Peak field values (profile 1),  $\sin \theta_{13}$ , total rates (in SNU for Ga and Cl experiments, in  $10^6 cm^{-2}s^{-1}$  for SK and SNO), and the corresponding  $\chi^2$ 's. The total number of degrees of freedom is  $82 = 84$  experiments (Ga + Cl + 44 SK + 38 SNO data points) - 2 parameters, (see ref. [15]). It is seen that for a sizable field ( $B_0 = 140$  kG) all fits improve.

The Borexino spectral rate for  $^8B$  is shown in fig.4. The top curve is the central value of the ratio between the best fit recoil spectrum due to oscillated neutrinos and the spectrum due to non-oscillated ones evaluated from fig.3 of ref. [17]. The next group of three curves represents the predicted spectra for vanishing field with  $\theta_{13} = 0, 0.1, 0.13$  from top to bottom respectively, and the bottom three curves represent the same but for a field ( $B_0 = 140$  kG). The result of a  $\chi^2$  analysis with 4 degrees of freedom for vanishing field and profile 1 with  $B_0 = 140$  kG is presented in the first three columns of table II. Owing to the magnitude of the experimental errors, it is not possible to conclude whether the data shows any preference for a vanishing or a finite  $\theta_{13}$ , although a sizable magnetic field appears to be disfavoured. From fig.4 and table II our predictions look more sensitive to the magnetic field variation



than to the  $\theta_{13}$  one within their respective allowed ranges. An improved significance can be obtained if Borexino are able to reduce their errors to 1/3 of the present ones (see the fourth column of table II).

$B_0(kG)$	$\sin\theta_{13}$	$\chi^2$	$\Delta\chi^2$
0	0	4.55	0
0	0.1	4.55	0
0	0.13	4.56	0
140	0	4.93	2.4
140	0.1	4.98	2.5
140	0.13	5.03	2.6

*Table II - The result of our  $\chi^2$  analysis for Borexino (profile 1): from the first three columns it is seen that no conclusion can be drawn as for the magnitude of  $\sin\theta_{13}$  and that the significance is too low for the data to favour a vanishing field. The last column shows the  $\chi^2$  variation if the experimental error were reduced to 1/3, so a vanishing field would clearly be favoured. The result would still in this case be inconclusive regarding the size of  $\sin\theta_{13}$ .*

From the data and the model predictions presented, it is unclear whether Borexino can favour either a negligible or a sizable solar magnetic field. The available data from the remaining experiments appear to favour on the other hand a sizable field, possibly connected to a more intense solar activity in the convection zone. Hence it might be appropriate to examine the period in which the data were taken. In particular the SuperKamiokande spectrum refers to the period from May 31, 1996 to July 15, 2001 during which the average sunspot number was 65. On the other hand the Borexino  $^8B$  spectrum refers to a data taking period from July 15, 2007 to June 21, 2008 with average sunspot number 4 [38]. In most of the former period the solar magnetic activity increased and reached an 11-year peak in the Summer of 2000, whereas in the latter the activity was continuously at its minimum. Therefore in the light of the present model, one expects the present Borexino spectrum for  $^8B$  to coincide with the LMA prediction and the SuperKamiokande one to reflect an active sun.

We have also tested the model for the remaining fluxes observed in the first Borexino phase [37], including in addition the  $pp$  and  $pep$  neutrinos. In this case  $E \leq 1.7$  MeV for all fluxes, so that with  $\Delta m_{01}^2 = 1.25 \times 10^{-7}$  eV<sup>2</sup> all neutrino resonances lie below  $x = 0.5$  where the magnetic field strength is  $B < \frac{1}{2}B_0$  (see fig.2). Furthermore since the matter density is larger in this range, the variation of the field besides being smaller, becomes much less important. The maximum variation that is reflected in the event rates is no greater than 1%, hence, given the order of magnitude of the experimental errors which is about 25% [37],

it cannot be expected to be seen in this case for any flux. We may therefore conclude that it is of prime importance that Borexino will continue monitoring both the low energy and the  $^8B$  flux during the present increasing solar activity period.

While it is generally accepted that the sunspot activity is interrelated with the possible modulation of the convection zone magnetic field, no connection appears to exist between such varying activity and the radiation and core magnetic field. There is however a recent claim in the literature [2] suggesting the existence of an inner tachocline separating the core from the radiation zone and an inner dynamo producing a strong magnetic field and a second solar cycle. Independently of the fact that our knowledge on this matter that can be obtained from solar physics is very limited at present, it will be shown in the following that the solar neutrino data are consistent with a varying field in these inner regions.

Referring to profile 2 [eq.(15) and fig.2] and in order that a possible time modulation may be detected, all resonances from active to sterile must be located deeper inside the sun with relation to profile 1, so that the shift from a weak to a strong field or vice versa is reflected in the intensity of the neutrino flux. In this way the best fit to the data was obtained for  $\Delta m_{10}^2 = 2.7 \times 10^{-6} \text{ eV}^2$  and  $B_0 = 0.75 \text{ MG}$  <sup>4</sup> with the remaining neutrino parameters as in eq.(18). The results for the total rates and fluxes are now shown in table III and those for the SuperKamiokande and  $^8B$  Borexino spectra in figs.5 and 6.

$B_0(MG)$	$\sin \theta_{13}$	Ga	Cl	SK	SNO <sub>NC</sub>	SNO <sub>CC</sub>	SNO <sub>ES</sub>	$\chi_{rates}^2$	$\chi_{SK_{sp}}^2$	$\chi_{SNO}^2$	$\chi_{gl}^2$
	0	64.7	2.75	2.32	5.38	1.76	2.32	0.76	38.0	46.1	84.8
0.75	0.1	63.6	2.70	2.30	5.38	1.73	2.29	1.32	38.4	45.0	84.7
	0.13	62.6	2.66	2.28	5.38	1.70	2.26	1.92	38.8	44.2	84.9

Table III - Same as table I for profile 2 where the vanishing field case is omitted. As for profile 1, with a sizable field ( $B_0 = 0.75 \text{ MG}$ ) all fits improve with relation to the vanishing field (compare with table I).

Again, as for profile 1, the SuperKamiokande data show a clear preference for a large field (fig.5) and the quality of the fits is the same for both profiles. As can be seen from a comparison between figs.3 and 5 or figs.4 and 6, the spectra for a sizable peak field are much alike and it will be very hard to experimentally distinguish between them in this way. The actual difference can be explicitly seen in fig.7 where the Borexino spectrum for both profiles is shown for  $\theta_{13} = 0$  with the remaining parameters as in tables I and III. Whereas

<sup>4</sup>For instance with  $\Delta m_{10}^2 = 1.25 \times 10^{-7} \text{ eV}^2$ , the neutrinos with energy  $E = 5 \text{ MeV}$  have their resonance at  $x = 0.64$  whereas for  $\Delta m_{10}^2 = 2.7 \times 10^{-6} \text{ eV}^2$  this resonance moves to  $x = 0.34$ .

for profile 1 the spectrum presents a shallow minimum around  $E = 8$  MeV, it decreases monotonically in the case of profile 2. We have also seen that in the case of profile 2 the results are less stable, in the sense that small variations either in the neutrino parameters  $\Delta m_{21}^2$  and  $\theta_{12}$  or  $B_0$  lead to larger variations in the rates and fits. Similarly to profile 1, the results for a  $\chi^2$  analysis for profile 2 are shown in table IV and the case for a vanishing or a sizable field is again inconclusive.

$B_0(MG)$	$\sin\theta_{13}$	$\chi^2$	$\Delta\chi^2$
0.75	0	4.93	1.9
0.75	0.1	4.89	1.8
0.75	0.13	4.84	1.7

Table IV - The same as table II for profile 2. The fourth column indicates the  $\chi^2$  variations relative to its values for vanishing field given in the first three rows of table II.

Finally for profile 2 we have calculated the rates corresponding to the remaining fluxes which were observed in the first Borexino phase [37]. For all these neutrinos, with  $E \leq 1.7$  MeV, the corresponding resonances lie in the range  $x < 0.23$  where the field is close to maximal. Thus the event rate modulation is expected to be much stronger than with profile 1. It is now approximately 9% which we believe to be within reach of the Borexino experiment in the future. The results are shown in fig.8 where we chose to represent the modulation of the  ${}^7Be$ ,  ${}^{15}O$  and  ${}^{13}N$  fluxes. Owing to the magnitude of the errors involved ( $\simeq 25\%$ ), the  $\chi^2$ , of order 38 (51 d.o.f.), is extremely flat for both profiles and it is hard to distinguish any preference of the data at all either for profile 1 or 2. So it is also of prime importance to keep Borexino monitoring the low energy neutrino fluxes too, namely  ${}^7Be$  and CNO as in the first phase. Therefore solar neutrino experiments hold the potential to clearly trace a field modulation inside the sun and moreover possibly to distinguish whether this modulation occurs in the convection zone or deeper in the radiation zone and core.

## 4 Summary and Conclusions

We have developed a model with three active neutrino flavours communicating to a sterile one in matter with magnetic field through transition magnetic moments. Its motivation is to provide better fits to the solar neutrino data than the LMA ones, in particular a flat SuperKamiokande spectrum and a better prediction for the Chlorine rate, while keeping accurate predictions for all other rates including the recent  ${}^8B$  Borexino spectrum. We investigated two magnetic solar field profiles, one which peaks at the bottom of the convection

zone and another at the solar centre. These represent two classes of plausible possibilities which somehow complement each other.

The starting point was the derivation of the  $(4 \times 4)$  Hamiltonian followed by a simple and general argument showing that the survival probability is a decreasing function of the still unknown mixing angle  $\theta_{13}$ . This fact, which is reflected more strongly in the charged current data, leads to a parallel shift of the spectral event rates. This shift is however not enough to distinguish a clear preference of the data between a vanishing or a sizable  $\theta_{13}$ .

We found that among the three transition moments, the ones connecting  $\nu_\mu$  and  $\nu_\tau$  to the sterile are the dominant ones that fix the amount of active flavour suppression. They are both required to be of order  $1.4 \times 10^{-12} \mu_B$ , while  $\nu_{es}$  may be equal or arbitrarily smaller. Alternatively either  $\nu_\mu$  or  $\mu_\tau$  separately may be of order  $1.4 \times 10^{-12} \mu_B$  with the remaining two of order  $1.0 \times 10^{-12} \mu_B$  in which case a slightly stronger field is required.

On the other hand it was found that all experimental data, with the exclusion of the Borexino ones, favour a relatively large magnetic field of either class. To this end it is important to realize that the former data are average ones and refer to extended periods. In particular the SuperKamiokande spectrum refers to a period when the average solar magnetic activity was relatively intense, and hence it is sensible to expect it to be flat in a way that it reflects a large field in accordance with the model predictions. As regards the Borexino spectrum in a similar energy range, it is not possible at present to conclude whether it favours the LMA spectrum or the LMA one with spin flavour precession, as the data errors are too large.

Whereas the neutrino fluxes observed in the first Borexino phase were found to be insensitive to field modulations in the convection zone (profile 1), this is not so if the field is concentrated in the core and radiation zone (profile 2). The event rate modulation expected in this case is of the same magnitude as the one expected for the  $^8B$  flux with any of the profiles. Hence we believe it extremely important to keep Borexino taking data for all neutrino fluxes during at least the first half of the present solar cycle expected to peak in 2011 or 2012.

Our claim is not that there is evidence of variability of the solar field profile in the convection zone or equivalently in the core and radiative zone, but rather that the neutrino data are consistent with the possibility of either phenomenon.

Our results concerning field profiles and data variability are qualitatively summarized in table V: a magnetic field concentrated around the bottom of the convection zone like profile 1 can only show its modulation through an experiment monitoring the high energy  $^8B$  flux, whereas a field concentrated in the core and radiation zone like profile 2 can be detected by experiments monitoring either the high energy  $^8B$  or the low energy fluxes.

To conclude, solar neutrino experiments may hold a non-negligible potential to ascertain

whether there is a varying magnetic field inside the sun possibly connected to solar activity, a fact which otherwise may be very difficult to establish on the basis of solar physics alone. Moreover we have shown that it is also possible to trace whether this varying field is lying mostly at the bottom of the convection zone or deeper in the core and radiation zone.

Varying field	$^8B$ flux	Others
Profile 1 (CZ)	Yes	No
Profile 2 (WS)	Yes	Yes

*Table V - The possibility for detecting through solar neutrino experiments the magnetic fields concentrated either in the convection zone (profile 1) or in the core and radiation zone (profile 2).*

## Acknowledgments

*C. R. Das gratefully acknowledges a scholarship from Fundação para a Ciência e Tecnologia ref. SFRH/BPD/41091/2007. One of us (M.P.) is grateful to D. Montanino for useful discussions.*

## References

- [1] P. A. Sturrock, “Solar neutrino variability and its implications for solar physics and neutrino physics”, arXiv:0810.2755 [astro-ph].
- [2] P. A. Sturrock, “Combined analysis of solar neutrino and solar irradiance data: further evidence for variability of the solar neutrino flux and its implications concerning the solar core”, arXiv:0805.3686 [hep-ph].
- [3] L. Pandola, “Search for time modulations in the Gallex / GNO solar neutrino data”, Astropart. Phys. **22** (2004) 219 [arXiv:hep-ph/0406248].
- [4] P. A. Sturrock and D. O. Caldwell, “Comparative analysis of GALLEX and GNO solar neutrino data”, Astropart. Phys. **26** (2006) 174 [arXiv:hep-ph/0409064].
- [5] S. Fukuda *et al.* [Super-Kamiokande Collaboration], “Solar 8B and hep Neutrino Measurements from 1258 Days of Super-Kamiokande Data”, Phys. Rev. Lett. **86** (2001) 5651 [arXiv:hep-ex/0103032].

- [6] S. Fukuda *et al.* [Super-Kamiokande Collaboration], “Determination of Solar Neutrino Oscillation Parameters using 1496 Days of Super-Kamiokande-I Data”, *Phys. Lett. B* **539** (2002) 179 [arXiv:hep-ex/0205075].
- [7] P. Anselmann *et al.* [GALLEX Collaboration], “Implications Of The Gallex Determination Of The Solar Neutrino Flux”, *Phys. Lett. B* **285** (1992) 390.
- [8] B. T. Cleveland *et al.*, “Measurement of the solar electron neutrino flux with the Homestake chlorine detector”, *Astrophys. J.* **496** (1998) 505.
- [9] P. C. de Holanda and A. Y. Smirnov, “Homestake result, sterile neutrinos and low energy solar neutrino experiments”, *Phys. Rev. D* **69** (2004) 113002 [arXiv:hep-ph/0307266].
- [10] C. S. Lim and W. J. Marciano, “Resonant spin-flavor precession of solar and supernova neutrinos”, *Phys. Rev. D* **37**, 1368 (1988).
- [11] E. K. Akhmedov, “Resonant amplification of neutrino spin rotation in matter and the solar-neutrino problem”, *Phys. Lett. B* **213**, 64 (1988).
- [12] B. C. Chauhan and J. Pulido, “LMA and sterile neutrinos: A case for resonance spin flavour precession?”, *JHEP* **0406**, 008 (2004) [arXiv:hep-ph/0402194].
- [13] C. Cattadori, N. Ferrari and L. Pandola, “Results from radiochemical experiments with main emphasis on the gallium ones”, *Nucl. Phys. Proc. Suppl.* **143** (2005) 3.
- [14] V. N. Gavrin and B. T. Cleveland, “Radiochemical solar neutrino experiments”, arXiv:nucl-ex/0703012.
- [15] B. C. Chauhan, J. Pulido and M. Picariello, “Two Gallium data sets, spin flavour precession and KamLAND”, *J. Phys. G* **34** (2007) 1803 [arXiv:hep-ph/0608049].
- [16] V. A. Koutvitsky, V. B. Semikoz and D. D. Sokoloff, “Range of stability of solar neutrino flux from the SAGE experiment data”, *Astron. Zh.* **86**, N 2, (2009) 1. arXiv:0809.3172 [astro-ph].
- [17] [Borexino Collaboration], G. Bellini *et al.*, “Measurement of the solar 8B neutrino flux with 246 live days of Borexino and observation of the MSW vacuum-matter transition”, arXiv:0808.2868 [astro-ph].
- [18] G. L. Fogli *et al.*, “Observables sensitive to absolute neutrino masses (Addendum)”, *Phys. Rev. D* **78** (2008) 033010 [arXiv:0805.2517 [hep-ph]].

- [19] C. Amsler *et al.* [Particle Data Group], “Review of particle physics”, Phys. Lett. B **667** (2008) 1.
- [20] G. L. Fogli, E. Lisi, D. Montanino and A. Palazzo, “Three-flavor MSW solutions of the solar neutrino problem”, Phys. Rev. D **62** (2000) 013002 [arXiv:hep-ph/9912231].
- [21] A. B. Balantekin and H. Yuksel, “Global analysis of solar neutrino and KamLAND data”, J. Phys. G **29** (2003) 665 [arXiv:hep-ph/0301072].
- [22] <http://www.sns.ias.edu/~jnb/>
- [23] T. Schwetz, M. Tortola and J. W. F. Valle, “Three-flavour neutrino oscillation update”, New J. Phys. **10** (2008) 113011 [arXiv:0808.2016 [hep-ph]].
- [24] M. Maltoni and T. Schwetz, “Three-flavour neutrino oscillation update and comments on possible hints for a non-zero  $\theta_{13}$ ”, arXiv:0812.3161 [hep-ph].
- [25] C. Pena-Garay and A. Serenelli, “Solar neutrinos and the solar composition problem”, arXiv:0811.2424 [astro-ph].
- [26] Nicholas Boruta, ”Solar dynamo surface waves in the presence of a primordial magnetic field: a 30 G upper limit in the solar core”, Astrophys.J. **458** (1996) 832.
- [27] L.L.Kitchatinov, ”Stability of toroidal magnetic fields in the radiation zone of a star”, Astronomy Rep., **52** (2008) 247.
- [28] H. M. Antia, S. M. Chitre and M. J. Thompson, “The Sun’s acoustic asphericity and magnetic fields in the solar convection zone”, Astron. Astrophys. **360** (2000) 335 [arXiv:astro-ph/0005587].
- [29] H. M. Antia, ”Seismic study of magnetic field in the solar interior”, J.Astrophys.Astr. **29** (2008) 85.
- [30] H. M. Antia, S. Basu and S. M. Chitre, “Solar rotation rate and its gradients during cycle 23”, arXiv:0803.3619 [astro-ph].
- [31] T. I. Rashba, V. B. Semikoz, S. Turck-Chieze and J. W. F. Valle, “Probing the internal solar magnetic field through g-modes”, Mon. Not. Roy. Astron. Soc. **377** (2007) 453 [arXiv:astro-ph/0611728].
- [32] J. Pulido and E. K. Akhmedov, “Resonance spin flavor precession and solar neutrinos”, Astropart. Phys. **13** (2000) 227 [arXiv:hep-ph/9907399].

- [33] J. Pulido, “Solar neutrinos with magnetic moment: Rates and global analysis”, *Astropart. Phys.* **18** (2002) 173 [arXiv:hep-ph/0112104].
- [34] SuperKamiokande Collaboration, Y. Fukuda *et al.*, *Phys. Rev. Lett.* **81** 1158 (1998); Erratum-*ibid.* **81** 4279 (1998).
- [35] D. Montanino, M. Picariello and J. Pulido, “Probing neutrino magnetic moment and unparticle interactions with Borexino”, *Phys. Rev. D* **77** (2008) 093011 [arXiv:0801.2643 [hep-ph]].
- [36] B. Aharmim *et al.* [SNO Collaboration], “Electron energy spectra, fluxes, and day-night asymmetries of B-8 solar neutrinos from the 391-day salt phase SNO data set”, *Phys. Rev. C* **72** (2005) 055502 [arXiv:nucl-ex/0502021].
- [37] C. Arpesella *et al.* [Borexino Collaboration], “First real time detection of Be7 solar neutrinos by Borexino”, *Phys. Lett. B* **658** (2008) 101 [arXiv:0708.2251 [astro-ph]].
- [38] <http://www.solen.info/solar/solcycle.html>



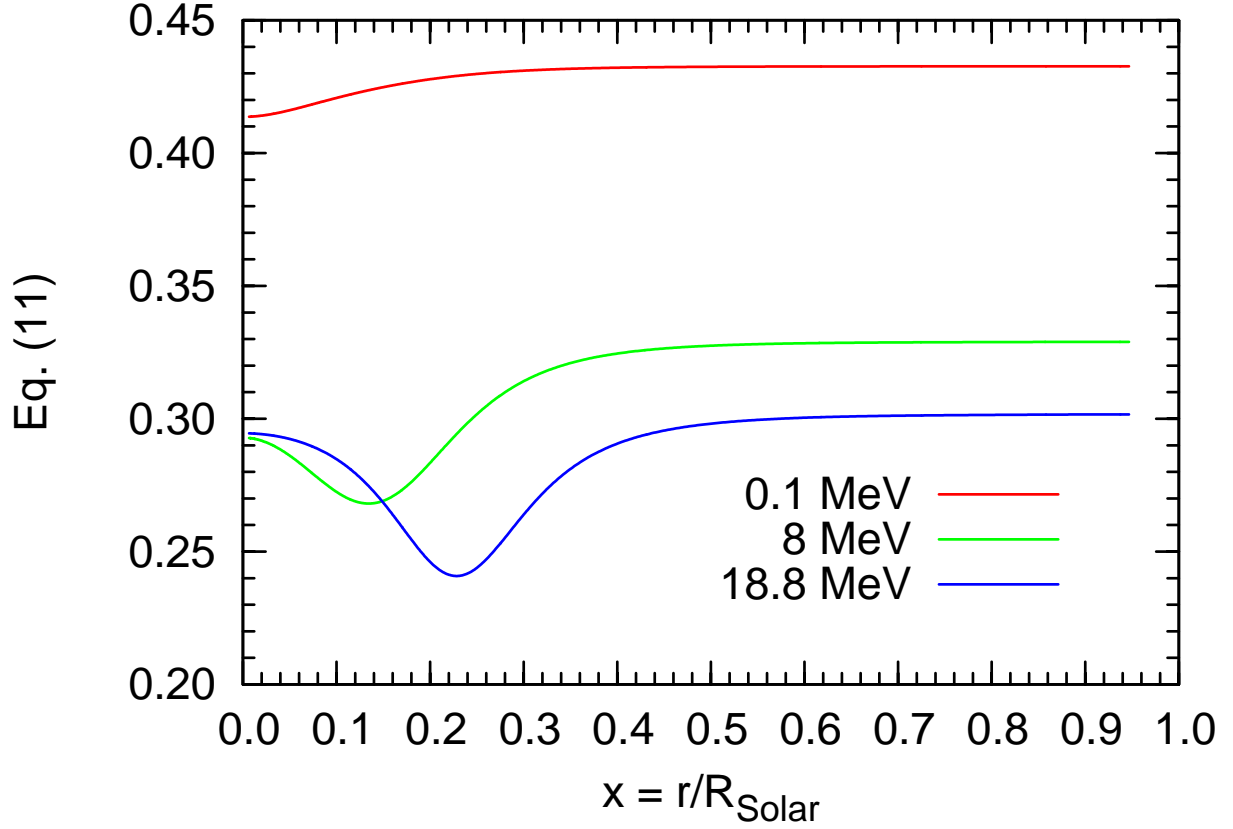


Figure 1: *The three lines represent expression (11) as a function of the neutrino production point for neutrino energies 0.1 MeV, 8 MeV and 18.8 MeV with  $\sin \theta_{13} = 0.13$ . For all experimentally allowed values of  $\theta_{13}$  the quantity plotted in this graph is positive implying that the survival probability is always a decreasing function of  $\theta_{13}$ .*

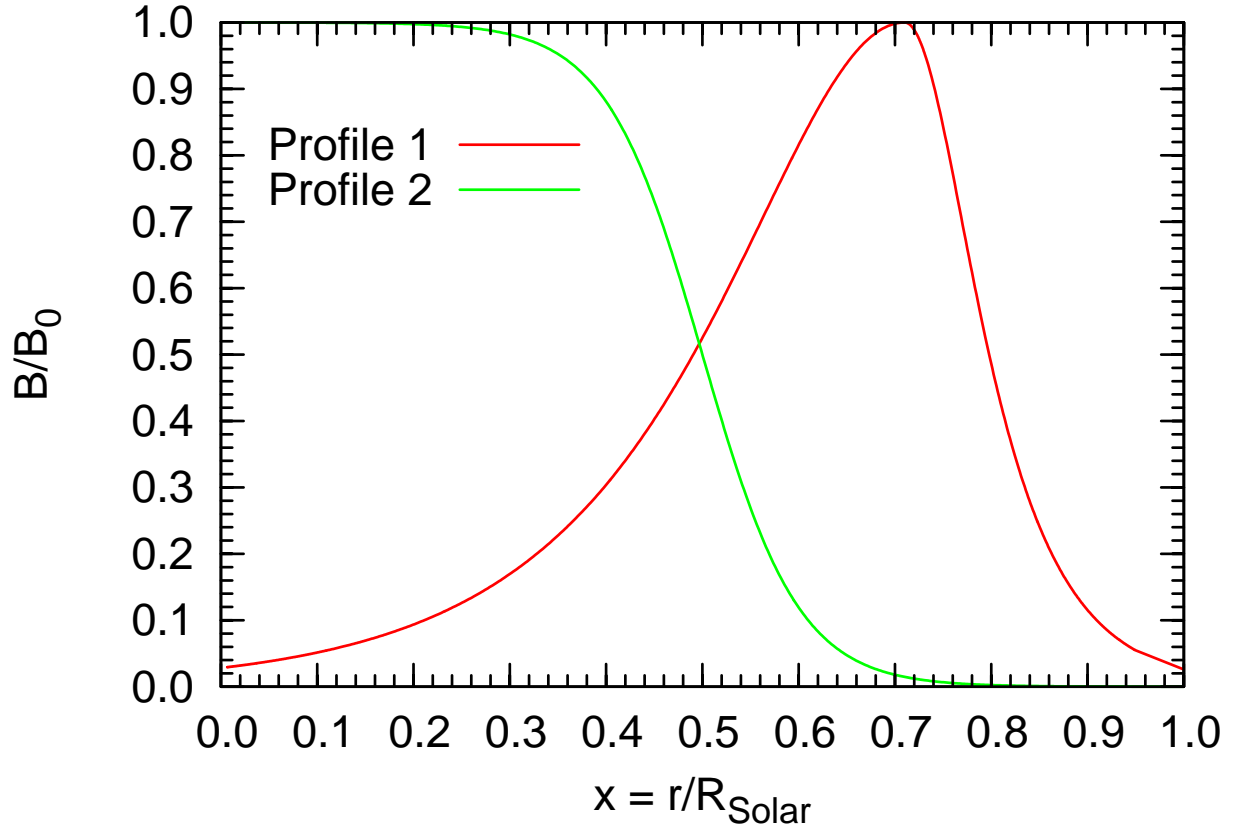


Figure 2: The two solar field profiles given by eqs.(13), (14) and (15) normalized to their peak field values and expressed as a function of the fractional solar radius.

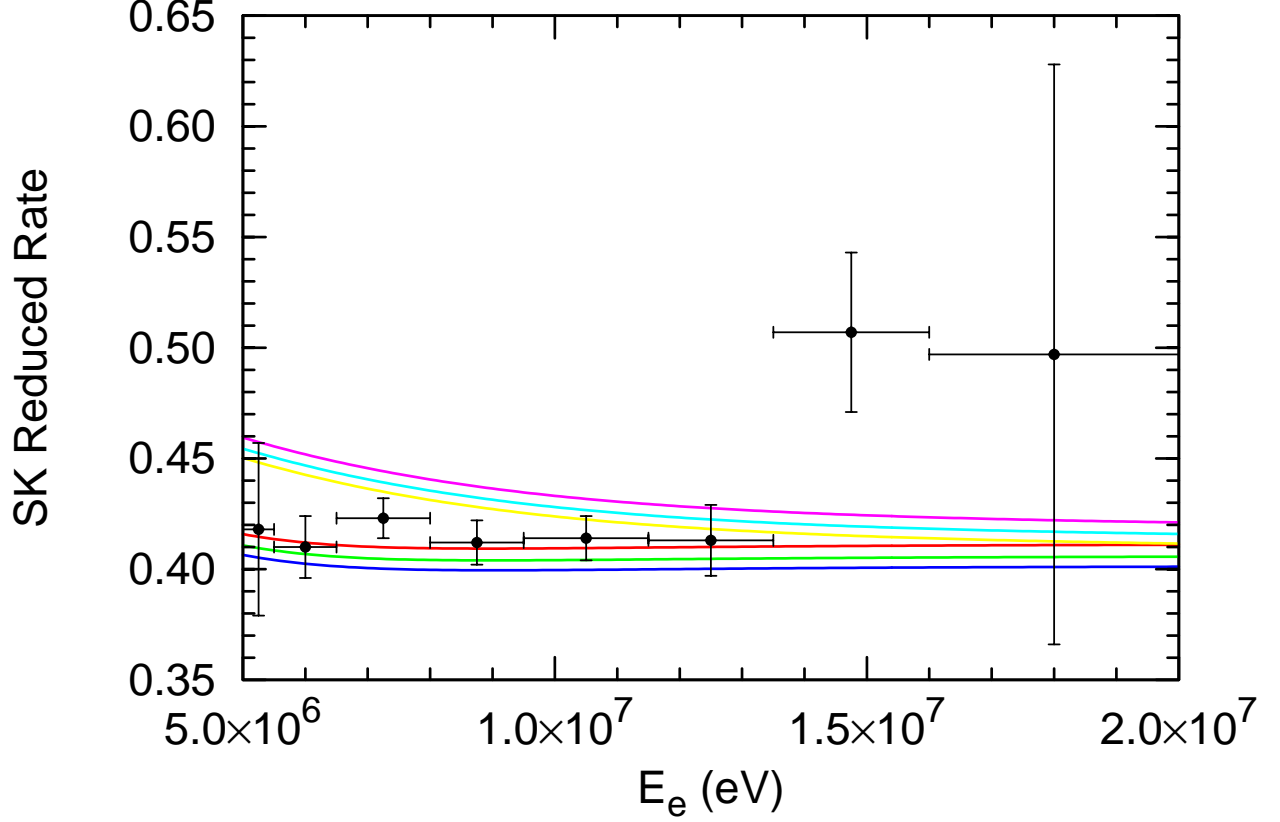


Figure 3: *The SuperKamiokande spectrum: theoretical predictions and data points [6] normalized to BPS08(GS) [25]. The top three curves refer to  $\sin \theta_{13} = 0, 0.1, 0.13$  from top to bottom in the case of zero magnetic field, and the lower three curves refer to the same values of  $\sin \theta_{13}$  for a sizable field (profile 1), with  $B = 140$  kG at the peak. There is a clear preference for a sizable field possibly related to solar activity, in comparison to a vanishing one. Units for the observed electron energy  $E_e$  are in eV.*

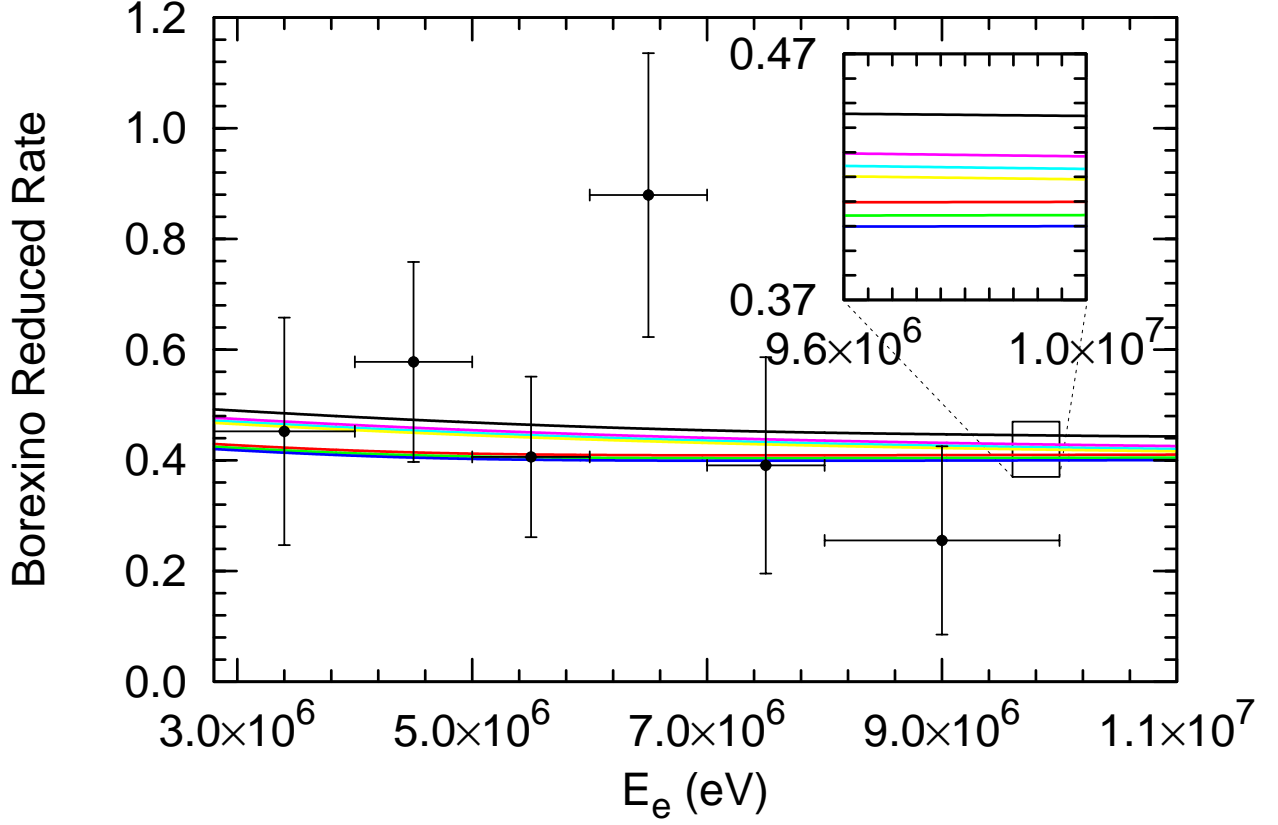


Figure 4: The Borexino  $^8B$  spectrum normalized to BPS08(GS) [25]. The top curve is extracted from fig.3 of ref. [17] as explained in the main text. The lower two groups are from top to bottom the model predictions with  $\sin \theta_{13} = 0, 0.1, 0.13$ ,  $B = 0$  and  $\sin \theta_{13} = 0, 0.1, 0.13$ ,  $B = 140$  kG at the peak (profile 1). There is a preference in this case for a vanishing field possibly related to a quiet sun. Notice that the theoretical curves coincide for  $E_e > 5$  MeV with the corresponding ones in the previous figure apart from a minor difference due to the energy resolution functions.

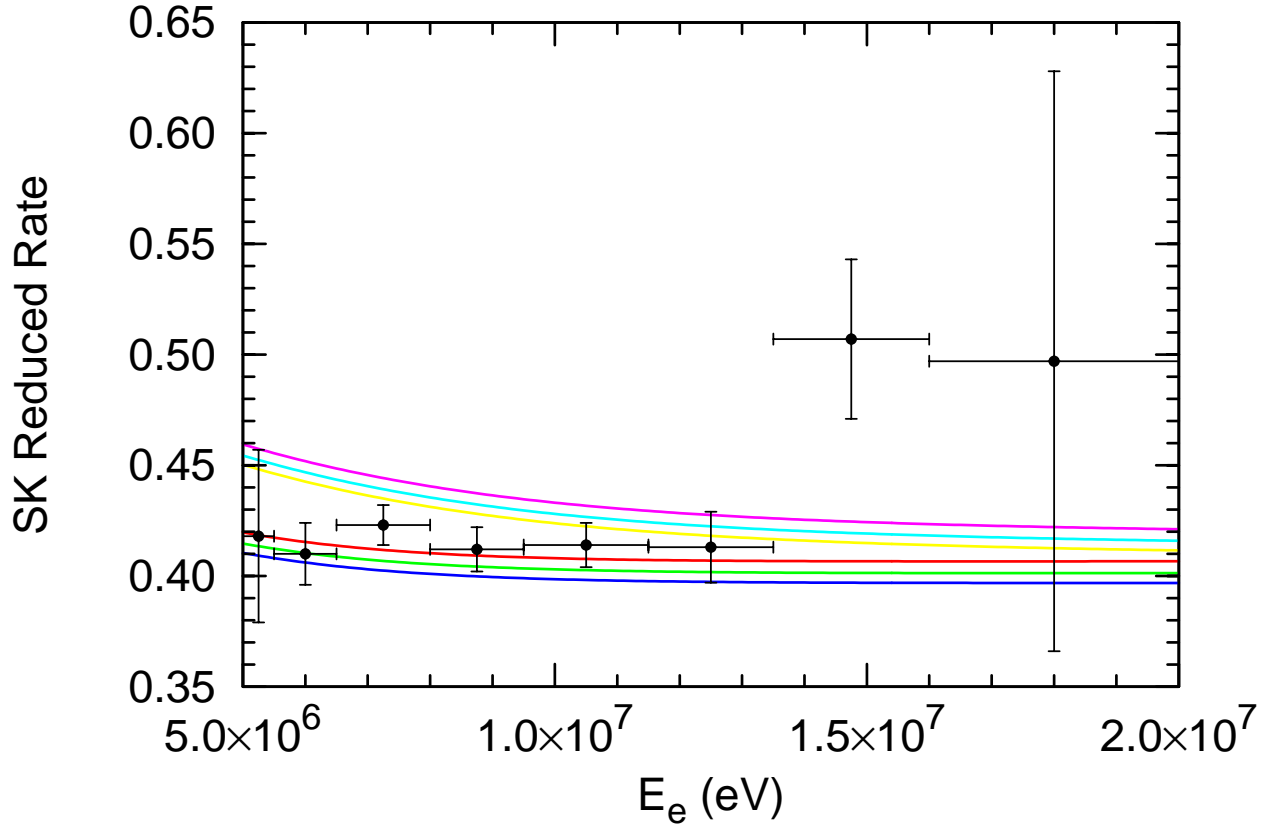


Figure 5: *Same as fig.3 with the three bottom curves referring to profile 2 with  $B = 0.75$  MG at the peak.*

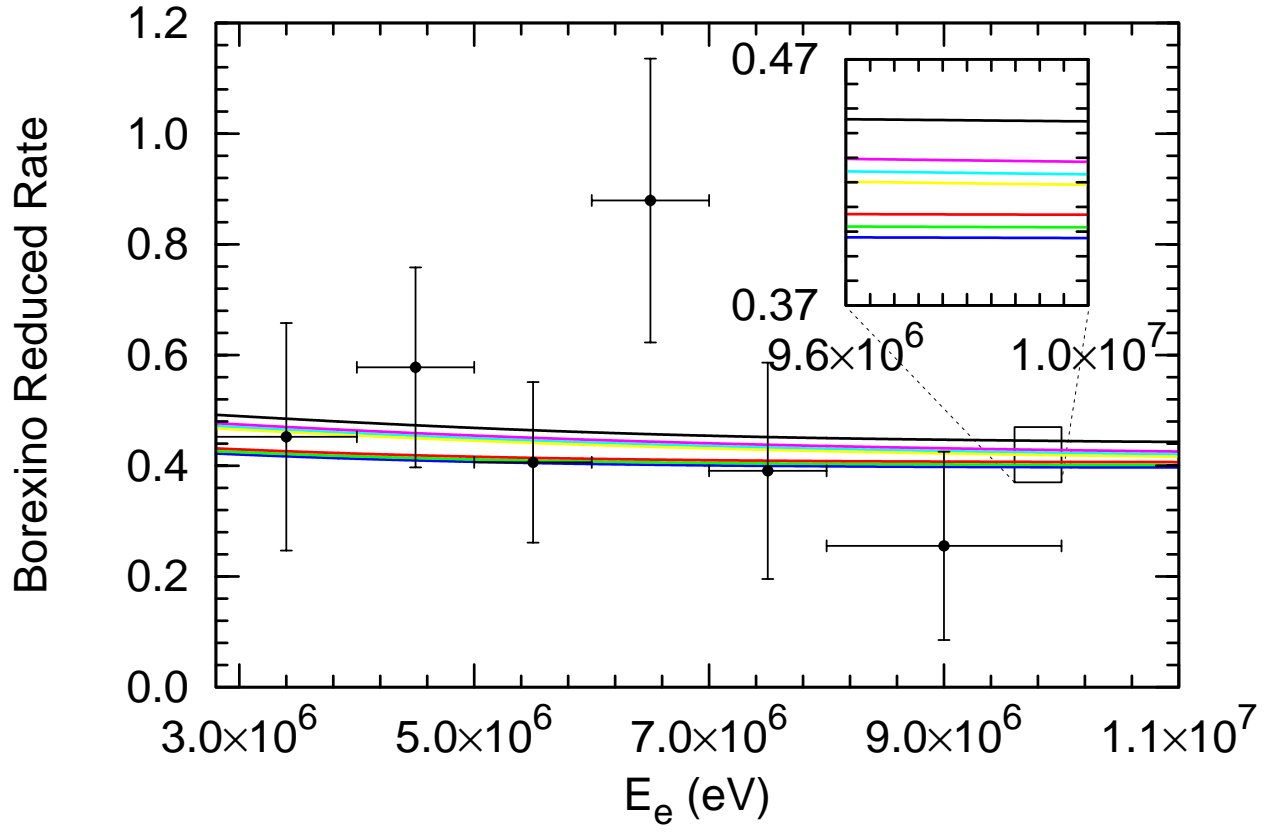


Figure 6: *Same as fig.4 ( $^8B$  Borexino spectra) for profile 2.*

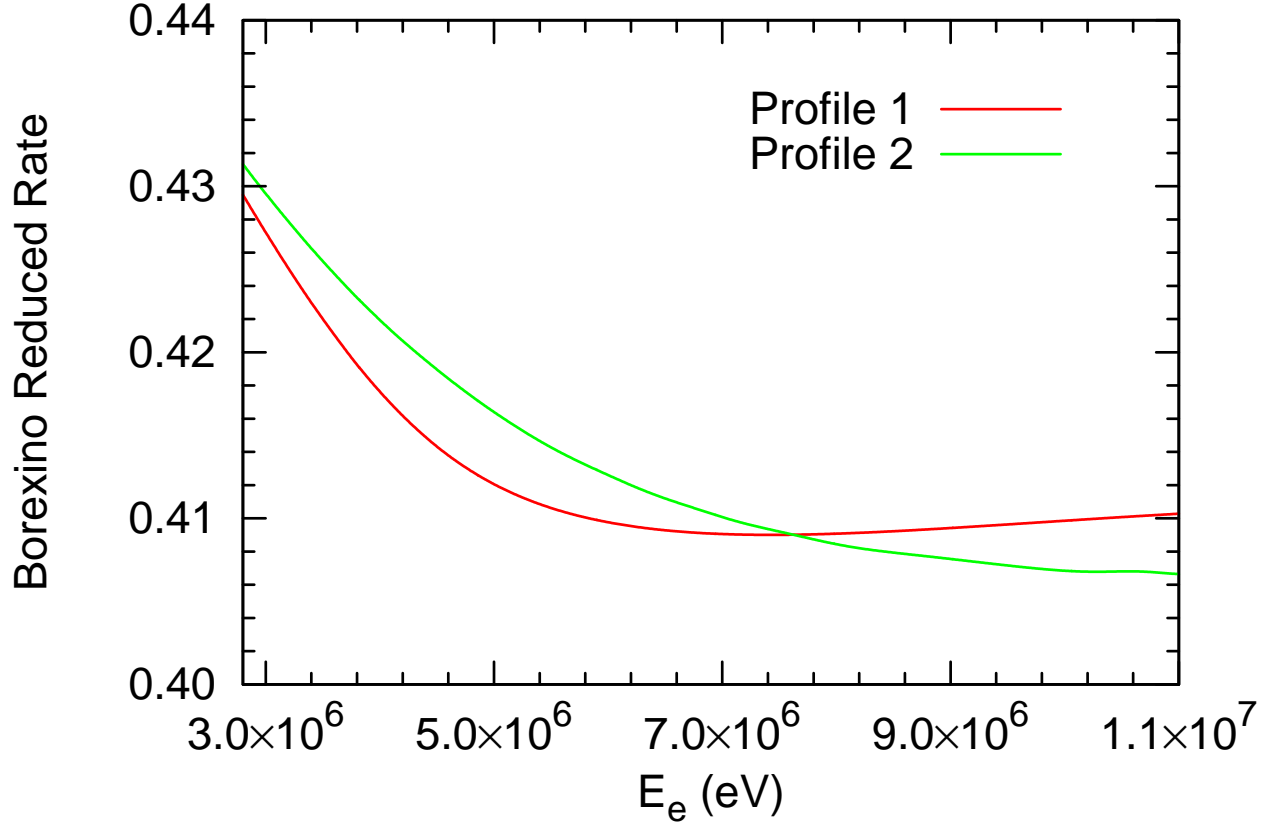


Figure 7: *Borexino spectra for  $^8B$  neutrinos evaluated for profiles 1 and 2 at the best fit with  $\theta_{13} = 0$  (parameter values as in the main text). The spectrum for profile 1 exhibits a shallow minimum while for profile 2 it is monotonically and smoothly decreasing with the energy.*

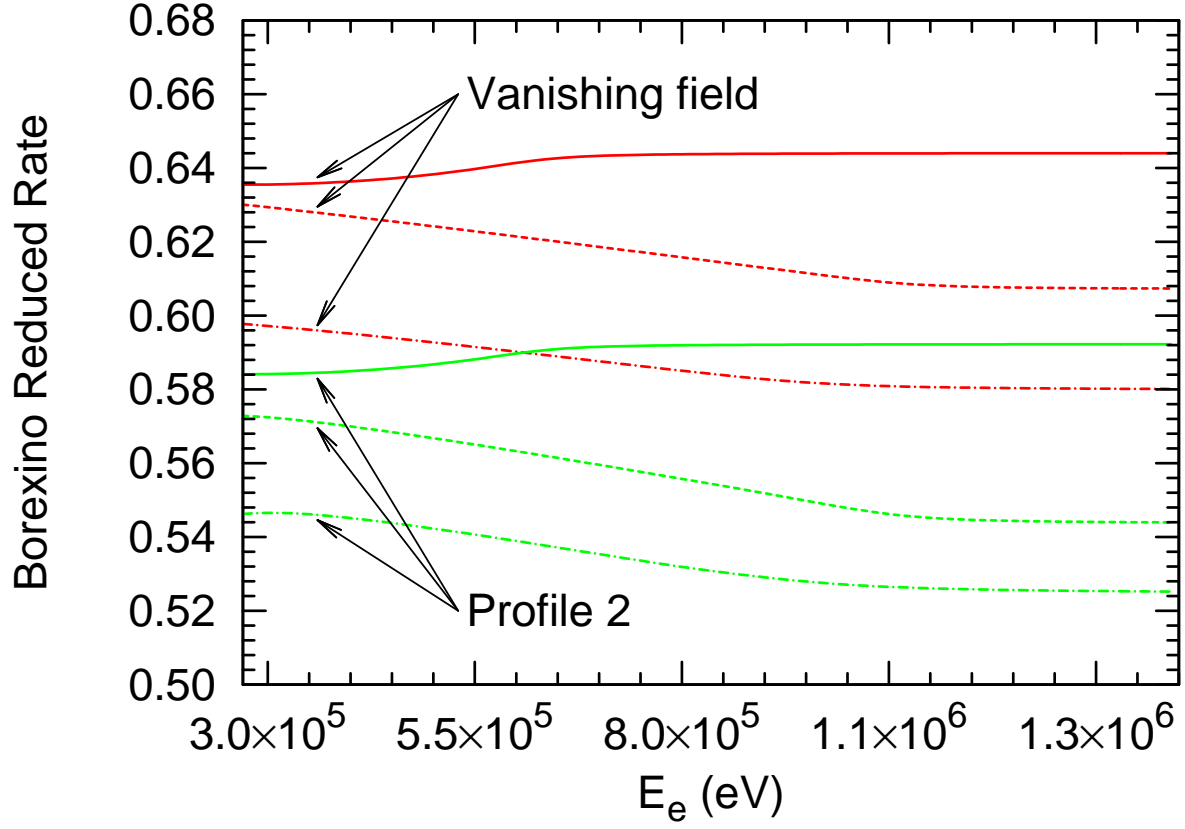


Figure 8: *Borexino spectra for  ${}^7\text{Be}$  neutrinos (full lines),  ${}^{15}\text{O}$  (dashed) and  ${}^{13}\text{N}$  (dot-dashed) evaluated for vanishing field and profile 2 at the best fit with  $\theta_{13} = 0$  (parameter values as in the main text).*