

# Critical Hadronization Pressure

Johann Rafelski<sup>†</sup> and Jean Letessier<sup>‡</sup>

<sup>†</sup> Department of Physics, University of Arizona, Tucson, AZ 85721, USA

<sup>‡</sup> LPTHE, Université Paris 7, 2 place Jussieu, F-75251 Cedex 05

**Abstract.** We discuss the bulk properties of QGP produced at RHIC obtained at time of hadronization. We argue that hadronization of quark-gluon plasma occurs at a critical pressure of 82 MeV/fm<sup>3</sup>.

## 1. Introduction

We study the physical properties of the hot and dense fireball, and in particular, the thermal pressure at time of hadronization. In our approach, we consider that at RHIC, as well as at the top SPS energies, a local domain of thermally colliding gluons and quarks has been formed, the quark-gluon plasma (QGP). In the early stages of the collision a high density, and thus pressure buildup occurs which is followed by a fast relativistic collective matter outflow. This system expansion dilutes the density beyond phase equilibrium transformation to hadron phase (HP).

This sub-dense system is unstable and can experience a sudden breakup, converting rapidly from quarks into hadrons, with free streaming particles, only ‘strong’ hadron resonances are subject to possible further interactions. However, this does not alter the final stable particle yields. Thus, fitting the yields of particles using the statistical hadronization model (SHM), we can infer from the measured hadronic particle yields also the yields of other unmeasured hadrons. Summing the contributions of many gas fractions, we obtain the physical conditions of the fireball.

In such a procedure, it is necessary to allow for greatest possible flexibility in characterization of particle phase space, consistent with conservation laws and related physical constraints of QGP breakup. In particular, the QGP yield of strange and light quark pairs has to be nearly preserved while QGP particles are distributed into final state hadrons. This is accomplished using parameters which describe the quark pair yields, i.e.,  $\gamma_q$  and  $\gamma_s$ . While these parameters in both phases are not equal, i.e.,  $\gamma_i^{\text{QGP}} \neq \gamma_i^{\text{HP}}$ ,  $i = q, s$ , the yield of pairs are similar, i.e.,  $N_i^{\text{QGP}} \simeq N_i^{\text{HP}}$ . A jump-up in the phase space occupancy parameters  $\gamma_q$  replaces the increase in volume in a slow re-equilibration with mixed phase, which accommodates transformation of a QGP entropy dense phase into HP dilute phase, when in chemical equilibrium  $\gamma_i^{\text{HP}} = 1$ . Similarly, there is a jump-up in strangeness occupancy,  $\gamma_s$ , since QGP is a more strangeness dense phase than is HP. We have, in general,

$$\gamma_i^{\text{HP}}(t_f) > \gamma_i^{\text{QGP}}(t_f), \quad i = q, s.$$

The available number of quark pairs at hadronization decisively influences the possibility to form baryons. In fact, the baryon to meson yield arising in microscopic

dynamics of hadronization is proportional to  $\gamma_q$ . This alone establishes the necessity to include the occupancy parameters in order to describe the yields of hadrons, since this is the parameter which allows for a hadronization dependent dynamical relative yield of mesons and baryons. Conversely, a study of particle yields with a fixed light quark equilibrium value  $\gamma_q^{\text{HP}} = 1$  presumes that the relative yield of baryons to mesons is fully chemically equilibrated, and that we know well the spectrum of hadrons. Clearly, neither assumption is safe and the choice  $\gamma_q^{\text{HP}} = 1$  is over-constraining any hadronization model, as of course is the choice  $\gamma_s = 1$ .

## 2. Particle yield SHM data analysis

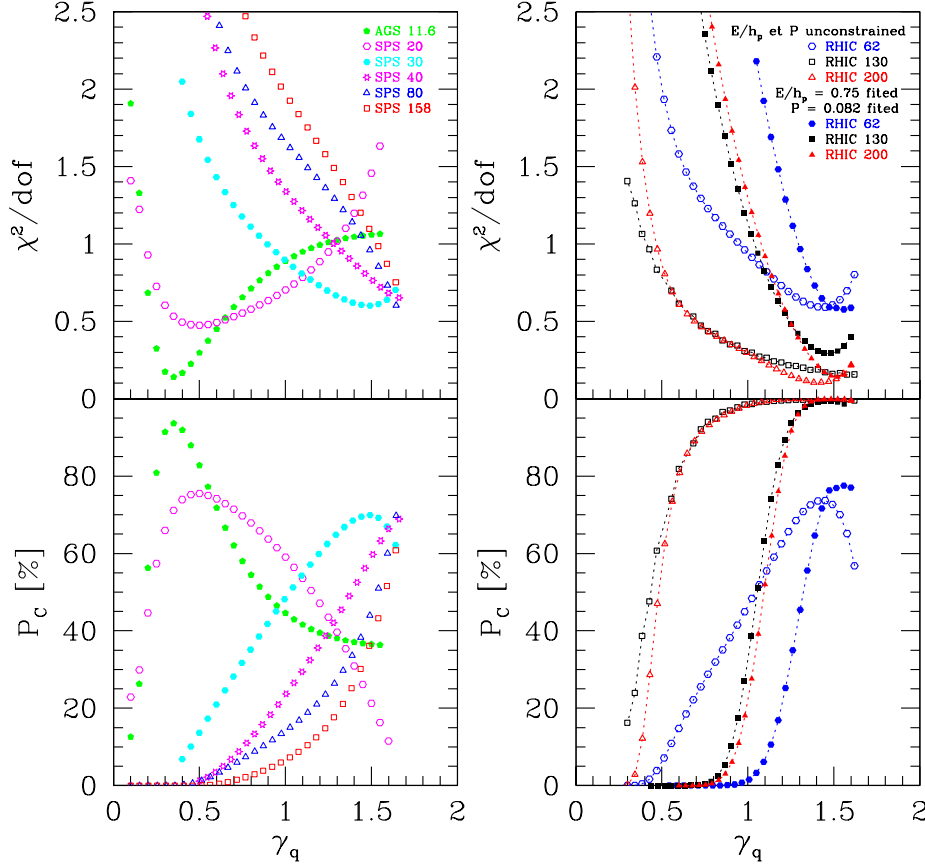
The analysis of experimental hadron yield results requires a significant book-keeping and fitting effort in order to allow for resonances, particle widths, full decay trees and isospin multiplet sub-states. A program SHARE (Statistical HAdronization with REsonances) suitable to perform this data analysis is available for public use [1, 2]. This program implements the PDG [3] confirmed (4-star) set of particles and resonances, and we use [4] already for two years the modern  $\sigma$ -meson mass [5] ( $m_\sigma = 484$ ,  $\Gamma_\sigma/2 = 255$  MeV).

We evaluate the success of our data fit considering the profile of  $\chi^2/\text{dof}$  as function of  $\gamma_q$ . (see top of figure 1), left for AGS-SPS energy range and right for RHIC. The best fit is clearly not ever at  $\gamma_q = 1$  (super script ‘HG’ omitted). For small dof, the value of  $\chi^2/\text{dof}$  can be very misleading, for this reason the bottom frame, in figure 1, shows the confidence level  $P_C \equiv CL$ .

The meaning of  $P_C \equiv CL$  is explained in “Review of Particle Physics” [3] where we see, in Figure 32.2, lines of fixed value of  $P_C$ , for given values  $\chi^2/\text{dof}$  and dof. Note that the value  $P_C = 50\%$  is equivalent to  $\chi^2/\text{dof} = 1$  for the case that very many dof are present. However, for a small number of dof, a very much smaller value of  $\chi^2/\text{dof}$  must be achieved to claim good confidence fit. Only  $P_C(\chi^2, \text{dof})$ , and not  $\chi^2/\text{dof}$ , expresses confidence in the validity of the model used to fit the data.

Effectively,  $P_C(\chi^2, \text{dof})$  also expresses confidence in the data, provided that we believe in the model. This is easily recognized by checking what happens when we intentionally alter an experimental data point, e.g., by 2 s.d.. We find that our data fit remains stable in the sense that we find nearly the same model parameters, but  $P_C$  becomes much smaller, and the falsified data point contributes dominantly to the error of the fit.

At SPS (left side, bottom frame of figure 1), our fits, carried out with the NA49 2008 data set, converge to a common best value  $P_C = 70\%$  [6]. This value has somewhat higher  $P_C$  than one should expect on statistical grounds (50%). However, we have treated systematic errors as if these were statistical errors, and have added these linearly to the statistical errors, in effect making many measurement errors too large. On the right hand side, in figure 1, we see RHIC results. It seems that for  $\sqrt{s_{\text{NN}}} = 200$  and 130 GeV, the confidence level is here too high, suggesting that the combination of statistical errors with systematic errors was not appropriate (our, here presented, 62 GeV fit comprises some extrapolated and interpolated results and should not be seen as yet to be a ‘real’ data fit).



**Figure 1.**  $\chi^2/\text{dof}$  (top) and the associated significance level  $P_C[\%]$  (bottom) as function of  $\gamma_q$ , on left for the AGS/SPS energy range, and on right for RHIC.

### 3. Data used and statistical parameters

The data sets for AGS–SPS study were presented elsewhere [6], the study of total hadron yields at RHIC is still relying on extrapolations beyond the scope of this presentation. However, in table 1, we show the in–out data fields for the fits to central rapidity 200, 130 and 62.4 GeV at RHIC, as used here. As seen in table 1, we combine PHENIX data for direct single particle spectra with RHIC data for (strange) particles yields reconstructed using invariant mass method [7], a more complete discussion of our data set goes beyond the scope of this report, see also [4].

Other statistical hadronization (SH) parameters we derive from the data, shown in bottom of table 1, are the source volume  $V$  (that is  $dV/dy$  for RHIC, the volume associated with the interval of rapidity in which particles are measured), the temperature  $T$ , at which particles stop changing in yield (chemical freeze-out). Moreover, we obtain chemical potentials  $\mu_B = 3\mu_q = 3T \ln \lambda_q$ ,  $\mu_S = T \ln(\lambda_q/\lambda_s)$ , related to conserved quantum numbers: baryon number and strangeness, respectively. We also obtain  $\lambda_{I3}$  which expresses the asymmetry in the 3-rd component of the isospin. Especially for low energy reactions, where the particle yield is relatively low,

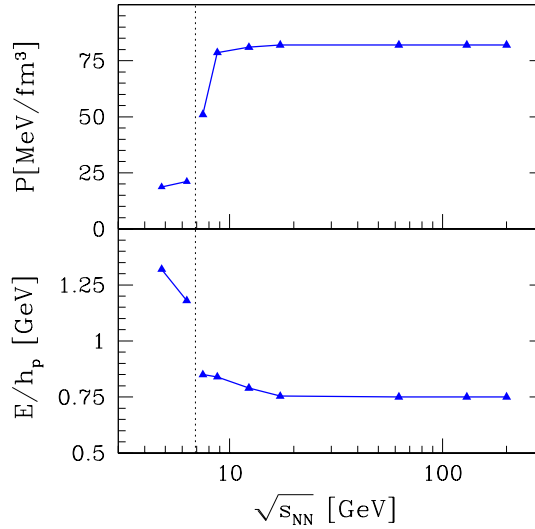
**Table 1.** The constraints, imposed and natural at the top, followed by input particle data and the resulting statistical parameters, and at bottom, the chemical potentials derived from these, for RHIC central rapidity, most central collisions.  $\lambda_s$  values are obtained from the constraint to zero strangeness.

$\sqrt{s_{NN}}$ [GeV]	62.4	130	200
$P$ [GeV/fm <sup>3</sup> ]	0.082±0.001	0.082±0.001	0.082±0.001
$E/h_p$ [GeV]	0.75±0.075	0.75±0.075	0.75±0.075
$(s - \bar{s})/(s + \bar{s})$	0	0	0
$Q/b$	0.39±0.01	0.4±0.01	0.4±0.01
$\pi^+$	233±26	276±36	286.4±24.2
$\pi^-$	237±27	270±36	281.8±22.8
$K^+$	38±4.3	46.7±8	48.9±6.3
$K^-$	32.6±4.7	40.5±7	45.7±5.2
$\phi/K^-$		0.15±0.03	0.174±0.03
$p$	34.3±3.8	28.7±4	28.3±4.8
$\bar{p}$	13.8±1.6	20.1±2.8	13.5±1.8
$\Lambda$		17.35±0.8	16.7±1.3
$\bar{\Lambda}$		12.5±0.8	12.7±1.1
$\Xi^-$	1.84±0.2		2.17±0.25
$\Xi^+$	1.16±0.12		1.83±0.25
$\Xi^-/h^-$		0.0077±0.0016	
$\Xi^+/\Xi^-$		0.853±0.1	
$\Omega$	0.229±0.035		
$\bar{\Omega}$	0.176±0.030		
$\Omega + \bar{\Omega}$			0.85±0.08
$(\Omega + \bar{\Omega})/h^-$		0.0021±0.0008	
$K^0(892)/K^-$		0.26±0.08	0.23±0.05
$dV/dy$ [fm <sup>3</sup> ]	1089±74	1172±93	1156±88
$T$ [MeV]	142.9±0.3	140.2±0.2	140.5±0.5
$\lambda_q$	1.166±0.036	1.077±0.020	1.066±0.030
$\lambda_s$	1.066*	1.029*	1.033*
$\gamma_q$	1.53±0.10	1.56±0.031	1.54±0.14
$\gamma_s$	1.74±0.22	2.32±0.31	2.30±0.40
$\lambda_{I3}$	0.992±0.003	0.997±0.001	0.997±0.002
$\mu_B$ [MeV]	65.9	31.2	27.1
$\mu_S$ [MeV]	13.5	6.4	5.6

this parameter differs significantly from unity. We have become aware by checking the work of other groups pursuing statistical hadronization of QGP and fits to hadron yields that the net charge per net baryon ratio (0.39 for heavy nuclei) is not maintained in this work.

#### 4. Hadronization condition

The SHARE program provides, beyond statistical parameters, also an opportunity to evaluate the physical properties of the bulk matter at hadronization. These show a change, from a low density and low pressure system at low  $\sqrt{s}$  (AGS, lowest SPS 20 A GeV data) to a highly compressed phase just above this in energy. In figure 2, we show,



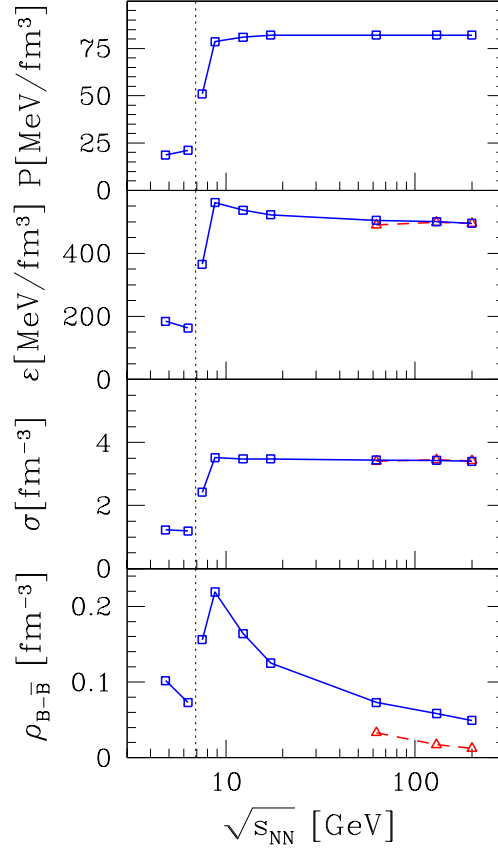
**Figure 2.** Pressure and energy per baryon as function of reaction energy.  $P$  is fixed for RHIC to the value at SPS to help find a reliable reproducible fit.

in the upper frame, the pressure  $P$  we obtain for the different fits. We find [4, 6], in the study of the high energy SPS data, that hadronization is characterized by a remarkably constant value of  $P \simeq 82 \pm 2$  MeV/fm<sup>3</sup>. This result arises in the SPS energy domain (which is involving the total particle yields) without a further constrain. For RHIC, the central rapidity results lack a fixed baryon number and, as shown in previous section, the errors are way too large yielding fit confidence which is too high. We thus decided, at RHIC, to introduce as a additional ‘measurement’ the value  $P \simeq 82 \pm 2$  MeV/fm<sup>3</sup>.

In figure 2, we also show in the lower frame the fireball energy per primary hadron,  $E/h_p$ . This value is also remarkably constant for top SPS and all RHIC reaction energies. The variation we see is, in part, explained by baryon density variation, and at low energy by different properties of the hadronizing system also seen in many other observables. Note that if  $\gamma_q^{\text{HP}} = 1$  is forced, the value  $E/h_p \simeq 0.75$  rises to 1 GeV [8]. Considering the result achieved at SPS we introduce at RHIC as an additional constraint  $E/h_p = 0.75 \pm 10\%$  as is also shown in table 1. With the two constraints,  $P$  and  $E/h_p$  we find very good data fits with the outcome confirming that the hadronization pressure offers a good characterization of QGP breakup.

Hadron particle pressure emerges, in our study, as a common physical property which defines when and how QGP breaks up into hadrons. Why this is so is explained remembering that, at  $P = 1$  atm, water boils in New York and in Beijing at 100° C. The color non-conductivity of the true vacuum acts like a ‘pot cover’ keeping quarks together, the cover recedes when the pressure is high, QGP expands. After QGP breaks, the residual quark pressure turns into hadron pressure. In this picture the quark particle pressure has just the magnitude required to balance the vacuum pressure. Thus, the critical pressure of hadronization must be the vacuum pressure confining color.

The pressure  $P$  is compared to several other physical bulk properties of QGP



**Figure 3.** Physical bulk properties at hadronization beginning with highest energy AGS up to RHIC 200 GeV results. Squares (blue) are total yield fits, triangle (red) are central rapidity data fits, all lines guide the eye, fit results are the symbols.

in figure 3. At low energy considering for example, entropy  $\sigma$ , we note that the AGS and lowest SPS results agree and produce a low value, suggesting a source which is half as dense compared to other results. This would be just what one expects if QGP is not formed at low reaction energies, or/and when there has been a considerable re-equilibration of hadronization products. Consideration of other, more penetrating observables, such as strangeness per entropy  $s/S$  and the continuity of total strangeness production as function of energy support the second hypothesis, a well equilibrating QGP fireball after hadronization.

At high energy, we see that SPS and RHIC bulk properties are consistent. Moreover, the behavior as function of energy of, for example, the net baryon density (bottom frame) is consistent with the expectation that it should be decreasing — since baryon transparency increasing with energy of reaction is an intuitive requirement. Fits which force  $\gamma_i = 1$  can fail to produce this natural result.

The values of energy density,  $E/V \rightarrow 500 \text{ MeVfm}^{-3} = (250 \text{ MeV})^4$ , and entropy density,  $S/V \rightarrow 3.4 \text{ fm}^{-3}$ , obtained for the high energy reactions are worth noting. These complement  $P \rightarrow 82 \pm 2 \text{ MeVfm}^{-3} = (158 \text{ MeV})^4$ .

## 5. Particle yield predictions

In table 2, we show the particle yields we obtain, comparison with table 1 shows that our fit is very successful.

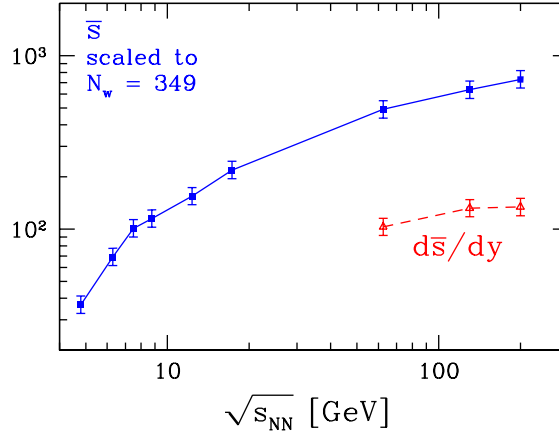
**Table 2.** Output hadron multiplicity data for the RHIC energy range. See text for the meaning of predictions of  $N_{4\pi}$  yields at 62.4 and 130 GeV and of  $dN/dy$  at 62.4 GeV. The input statistical parameters are seen in table 1.  $b = B - \bar{B} \equiv N_W$  for  $4\pi$  results and  $b = d(B - \bar{B})/dN$  for results at central rapidity. Additional significant digits are presented for purposes of tests and verification. All yields are without the weak decay contributions.

$\sqrt{s_{NN}}$ [GeV]	62.4	130	200
$E_{eq}$ [GeV]	2075	9008	21321
$\Delta y$	$\pm 4.2$	$\pm 4.93$	$\pm 5.36$
	$dN/dy _{y=0}$ 5%		
$b$	35.90	18.50	15.1
$\pi^+$	232.5	245.9	240.7
$\pi^-$	235.9	247.4	241.9
$K^+$	41.13	51.9	50.8
$K^-$	35.14	48.1	47.6
$K_S$	36.99	48.2	47.5
$\phi$	4.65	7.54	7.45
$p$	20.86	15.65	14.99
$\bar{p}$	8.43	10.11	10.27
$\Lambda$	11.4	11.6	11.2
$\bar{\Lambda}$	5.52	8.18	8.26
$\Xi^-$	1.71	2.34	2.27
$\bar{\Xi}^+$	0.99	1.80	1.80
$\Omega$	0.25	0.46	0.45
$\bar{\Omega}$	0.17	0.39	0.39
$K^0(892)$	10.7	12.5	12.2

In figure 4, we show growth of strangeness pair yield with energy, squares (blue) for the total hadron most central reaction trigger, and RHIC central rapidity most central trigger as triangles (red).

## 6. Conclusions

The most intriguing result of this analysis is the smoothness, and even near constancy, of physical properties of the fireball at chemical freeze-out condition seen for the top three SPS energies 40, 80 and 158 AGeV which result agrees well with RHIC fits where we impose the pressure  $P$  and hadronization particle energy  $E/h_p$ . Of particular physical interest is the value of hadronization pressure  $P \simeq 82 \text{ MeV/fm}^3$ , — in a phase transformation from quarks to hadrons, the pressure of quarks is transferred into the pressure of color-neutral hadrons, which can escape from the deconfined fireball. Since the flow pressure of quarks transfers smoothly into that of hadrons, we conclude that the thermal pressure of produced hadrons,  $P \simeq 82 \text{ MeV/fm}^3$ , provides a first estimate of the pressure of the vacuum which keeps color charged quarks inside the fireball up to the point of sudden fireball break-up.



**Figure 4.** Total pair-strangeness yield, triangle (red) for central rapidity at RHIC.

In summary, we presented a high confidence fit of high centrality data from AGS, SPS and RHIC and have found common ground of results at SPS and RHIC regarding the bulk properties of hadronizing matter. This suggests that a deconfined phase is with great probability already formed at or near 30 A GeV.

### Acknowledgments

Supported by a grant from the U.S. Department of Energy, DE-FG02-04ER41318. Laboratoire de Physique Théorique et Hautes Energies, LPTHE, at University Paris 6 and 7 is supported by CNRS as Unité Mixte de Recherche, UMR7589.

### References

- [1] G. Torrieri, S. Steinke, W. Broniowski, W. Florkowski, J. Letessier and J. Rafelski, Comput. Phys. Commun. **167** (2005) 229 [arXiv:nucl-th/0404083].
- [2] G. Torrieri, S. Jeon, J. Letessier and J. Rafelski, Comput. Phys. Commun. **175** (2006) 635 [arXiv:nucl-th/0603026].
- [3] W. M. Yao *et al.* [Particle Data Group], J. Phys. G **33** (2006) 1.
- [4] J. Letessier and J. Rafelski, Eur. Phys. J. A **35** (2008) 221 [arXiv:nucl-th/0504028].
- [5] R. Garcia-Martin, J. R. Pelaez and F. J. Yndurain, Phys. Rev. D **76** (2007) 074034 [arXiv:hep-ph/0701025]; R. Kaminski, R. Garcia-Martin, P. Gryniewicz and J. R. Pelaez, “Sigma pole position and errors of a once and twice subtracted dispersive analysis of pi-pi scattering data,” arXiv:0811.4510 [hep-ph].
- [6] J. Rafelski and J. Letessier, arXiv:0901.2406 [hep-ph], in proceedings of Confinement 2008, Mainz, Germany, POS, 2009, M. Neubert, editor.
- [7] Anthony R Timmins, for the STAR Collaboration “Overview of Strangeness Production at the STAR Experiment” arXiv:0812.4080v1 [nucl-ex], in this volume.
- [8] J. Cleymans, H. Oeschler, K. Redlich and S. Wheaton, Phys. Rev. C **73** (2006) 034905 [arXiv:hep-ph/0511094].