

# $J/\psi$ polarization in photo-production up-to the next-to-leading order of QCD

Chao-Hsi Chang<sup>1,2,3</sup>, Rong Li<sup>1,3</sup> and Jian-Xiong Wang<sup>1,3</sup>

<sup>1</sup>*Institute of High Energy Physics, Chinese Academy of Sciences, P.O. Box 918(4), Beijing, 100049, China.*

<sup>2</sup>*Institute of Theoretical Physics, Chinese Academy of Sciences, Beijing, 100080, China.*

<sup>3</sup>*Theoretical Physics Center for Science Facilities, CAS, Beijing, 100049, China.*

Recent research shows that the measurement at the Tevatron on  $J/\psi$  polarization can not be described by the next-to-leading order (NLO) QCD corrections. It is well known that the NLO QCD correction on  $J/\psi$  photoproduction at HERA can describe the measurement on the transverse momentum and energy fraction distributions. Therefore, it is expected to see whether the NLO QCD correction can describe the  $J/\psi$  polarization at the HERA. We investigate photoproduction of polarized  $J/\psi$  at the HERA with the color-singlet mechanism at NLO. We find that the distributions of the transverse momentum and energy fraction do not agree with the observed ones very well, and the obtained polarization parameters of  $J/\psi$  cannot fit the observed ones either.

PACS numbers: 12.38.Bx, 13.25.Gv, 13.60.Le

The heavy quarkonium systems ( $c\bar{c}$ ) and ( $b\bar{b}$ ), especially  $J/\psi$  and  $\Upsilon$ , being flavor hidden, have received much attention from both experimental and theoretical sides, since they were discovered. It is because that they are of systems in studying the quantum chromodynamics (QCD) with special aspects, and up-to now there are still some problems on them. Their heavy masses set a ‘large’ scale, that makes the effective field theory, non-relativistic quantum chromodynamics (NRQCD)[1], applicable for production and decays. In terms of factorization, NRQCD manages the expansion on the strong coupling constant  $\alpha_s$  in the hard part and the  $v$  (velocity between the heavy quark and anti-quark in quarkonium) in the soft part properly. Indeed NRQCD achieves many successes, especially, by taking high Fock state contributions into account further, it reconciles several discrepancies between theoretical predictions and the experimental data, but there are still some problems. Of the problems, the discrepancies between theoretical predictions at leading-order (LO) and the experimental data about the polarization of  $J/\psi$  and  $\Upsilon$  in production is outstanding[2].

It is pointed out in Refs. [3, 4, 5] that the next-to-leading-order (NLO) QCD corrections under NRQCD framework drastically change the feature of LO theoretical predictions in production of various heavy quarkonia. Especially, it is reported in Ref.[3] that with the color-singlet mechanism (CSM) alone the NLO prediction on  $J/\psi$  photoproduction at the DESY ep collider HERA can explain the experimental data well. Also with CSM alone, the NLO results on the charmonium production moderate, even resolve, the discrepancies between theoretical predictions and experimental measurements at  $B$ -factories [4]. Recently, the NLO QCD corrections on the hadronic production of  $J/\psi$  and  $\Upsilon$  with CSM have been also made by several groups[6, 7, 8, 9]. The NLO results show that the  $p_t$  dependence of  $J/\psi$  production is enhanced largely and the difference between the experimental data and theoretical prediction becomes smaller at Tevatron.

Whereas, the polarization of the produced quarkonium

still is an open problem. Namely the results of NLO for CSM hadronic production give a longitudinal polarization in contrary to the transverse one as LO does[7], and the NLO results for the color-octet mechanism (COM) give almost unchanged polarization as the LO ones [8]. To add the NLO CSM results and NLO COM ones, the data for polarization of hadronic production of the quarkonia at Tevatron cannot be described properly, although the data for  $p_t$  distribution of hadronic production can be fitted quite well [7, 8].

HERA may provide  $ep$  and  $\gamma p$  processes to investigate the production of  $J/\psi$ . The cross section and the polarization to LO have been studied with CSM for long time[10, 11, 12, 13]. As mentioned above, it was reported in Ref.[3] that with CSM alone the NLO results can give a proper description for photo-production of  $J/\psi$  at HERA, including the ‘energy fraction’ distribution  $d\sigma/dz$  in the intermediate  $z$  region and transverse momentum  $p_t$  distribution. The ‘energy fraction’  $z$  is defined by  $z \equiv \frac{(p_{J/\psi} \cdot p_p)}{(p_\gamma \cdot p_p)}$  and  $p_{J/\psi}$ ,  $p_\gamma$ ,  $p_p$  are the momenta of  $J/\psi$ ,  $\gamma$ , proton respectively. Then, to investigate the cross sections of  $J/\psi$  in the inelastic photoproduction, many works based on NRQCD to LO and NLO with CSM and COM followed[14]. In Ref.[15] the photoproduction of polarized  $J/\psi$  was studied to LO with CSM and COM. In Refs.[16] the theoretical predictions, even based on  $k_T$  factorization formula, were also given at LO. However the latest experimental results on the photoproduction of polarized  $J/\psi$ [17] dose not favor the LO predictions with CSM and COM, even those obtained with the  $k_t$  factorization formula. So up-to now there is no a satisfactory explanation on the measurement results of photoproduction of polarized  $J/\psi$  at HERA. In view of the description of the HERA data with CSM NLO prediction on the distributions (differential cross sections), so we focus the theoretical predictions on  $J/\psi$  polarization with CSM NLO corrections.

In this paper, we calculate the NLO QCD correction to the photoproduction of polarized  $J/\psi$  with CSM. In fact, there are direct processes and the resolved ones for

the production, whereas they can be separated experimentally. Here we are interested in the direct processes only. We use the computer program package, ‘Feynman Diagram Calculation (FDC)’, to perform the lengthy analytic evaluation of all the processes, because FDC was developed and well tested for many years[18], and recently the functions for manipulating one-loop quantum corrections in analytic reduction and numerical calculations were completed and tested in many aspects [19].

To calculate the  $J/\psi$  photoproduction at NLO, the following relevant processes

$$\gamma + g \rightarrow J/\psi + g, \quad (1)$$

$$\gamma + g \rightarrow J/\psi + g + g, \quad (2)$$

$$\gamma + g \rightarrow J/\psi + q + \bar{q}, \quad (3)$$

$$\gamma + q(\bar{q}) \rightarrow J/\psi + g + q(\bar{q}). \quad (4)$$

are needed to consider. For the process (1), there are 6 Feynman diagrams at LO and 111 ones at NLO, and there are the ultraviolet(UV), infrared(IR) and Coulomb singularities. By using dimensional regularization and introducing a small relative velocity between the quark and anti-quark, we can separate the singularities out, and UV, Coulomb singularities are absorbed into the redefinition of mass, coupling constant, fields of quark and gluons and wave function of  $J/\psi$  by renormalization, for which the same renormalization scheme as in Ref. [7] is applied. By using the phase space slicing method[20], we separate out the IR singularities in the real corrections processes (2) (3) (4). Finally to add all the contributions from the real and virtual parts together, a finite result, which is free from all the singularities, is obtained.

As a main purpose of this paper, we extract the information of the  $J/\psi$  polarization through the angular distribution of the lepton  $l^+$  charged positively, which just is the final product of the  $J/\psi$  decay. As Ref.[15], the decay angular distribution of the outgoing  $l^+$  can be parametrized via the  $J/\psi$  rest frame:

$$\begin{aligned} \frac{d\sigma}{d\Omega dy} &\propto 1 + \lambda(y) \cos^2 \theta + \mu(y) \sin 2\theta \cos \phi \\ &+ \frac{\nu(y)}{2} \sin^2 \theta \cos 2\phi, \end{aligned} \quad (5)$$

where  $y$  stands for a suitable variable (such as transverse momentum  $p_t$ , energy distribution  $z$  etc) and the  $\theta$  and  $\phi$  are the polar and azimuthal angles of the outgoing  $l^+$  respectively.  $\lambda$ ,  $\mu$  and  $\nu$  are related to the density matrix of  $J/\psi$  production as

$$\begin{aligned} \lambda(y) &= \frac{d\sigma_{11}/dy - d\sigma_{00}/dy}{d\sigma_{11}/dy + d\sigma_{00}/dy}, \\ \mu(y) &= \frac{\sqrt{2} \text{Re} d\sigma_{10}/dy}{d\sigma_{11}/dy + d\sigma_{00}/dy}, \\ \nu(y) &= \frac{2d\sigma_{1-1}/dy}{d\sigma_{11}/dy + d\sigma_{00}/dy}. \end{aligned} \quad (6)$$

Here  $d\sigma_{\lambda\lambda'}/dy$  are the ‘differential density matrix elements’ and defined as

$$\begin{aligned} \frac{d\sigma_{\lambda\lambda'}}{dy} &= \frac{1}{F} \int \prod_{i=1}^n \frac{d^3 p_i}{2E_i} \delta^4(p_a + p_b - \sum_{i=1}^n p_i) \\ &\delta(y - y(p_i)) M(\lambda) M^*(\lambda'), \end{aligned} \quad (7)$$

where  $M(\lambda)$  is the matrix element of polarized  $J/\psi$  production,  $\lambda$  and  $\lambda'$  stand for the polarization,  $F$  includes the flux factor and spin average factor, and  $p_i$  is the momentum of corresponding particles. In the calculation, the polarization of  $J/\psi$  must be explicitly retained and the treatment for it is the same as in Ref [7]. Obviously these polarization parameters depend on the coordinate system chosen. In the following, we calculate them in the target frame with the ‘Z’ axis defined as the inverse direction of the initial proton. The polarization vector of  $J/\psi$  in the target frame is defined in the appendix of reference [15]. We also compute the polarization parameters of  $J/\psi$  in the helicity-base frame where the ‘Z’ axis is defined as  $J/\psi$  flight direction in laboratory frame. In the helicity-base frame, the angular distribution of  $l^+$  is parametrized as

$$I(\cos \theta) = \frac{3}{2(\alpha + 3)} (1 + \alpha \cos^2 \theta). \quad (8)$$

Here the parameter  $\alpha$  is related to the polarized cross sections of  $J/\psi$  by

$$\alpha(y) = \frac{d\sigma_T/dy - 2d\sigma_L/dy}{d\sigma_T/dy + 2d\sigma_L/dy}, \quad (9)$$

where  $\sigma_T$  and  $\sigma_L$  are the cross sections of transverse and longitudinal polarized  $J/\psi$  respectively.  $\alpha = -1$  corresponds to fully longitudinal polarization and  $\alpha = 1$  to fully transverse polarization.

In the numerical calculation, we use  $\alpha_s=1/137$ ,  $m_c=1.5\text{GeV}$ , and  $M_{J/\psi} = 2m_c$ . The Cteq6L1 and the Cteq6M[21] are used in the calculations at the LO and NLO respectively, with the corresponding  $\alpha_s$  running formula in the Cteq6 being used. Note here that in Ref.[3] a fixed value of  $\alpha_s$  is taken for numerical calculations, whereas in most literatures, here we use the running  $\alpha_s$  in all our calculations. The renormalization scale  $\mu_r$  and the factorization scale  $\mu_f$  are set as  $\mu_r = \mu_f = \sqrt{(2m_c)^2 + p_t^2}$ . The value for  $J/\psi$  wave function at origin is extracted from the leptonic decay with NLO formula, the value  $\Gamma_{J/\psi \rightarrow ee} = 5.55\text{keV}$  and  $\alpha_s(M_{J/\psi}) = 0.26$ . The center-of-mass energy of photon-proton is chosen as  $\sqrt{s_{\gamma p}} = 100\text{GeV}$  as a reasonable approximation. In addition, the experimental cut condition  $0.4 < z < 0.9$  and  $p_t > 1$  for the  $P_t$  and  $z$  distributions are applied respectively. Furthermore, all the differential cross sections are calculated directly in numerical calculation by using the corresponding analytic phase space treatment just like that used in Ref [7].

The final results are presented in figures. From the FIG.1, we can see that the results at NLO moderate the

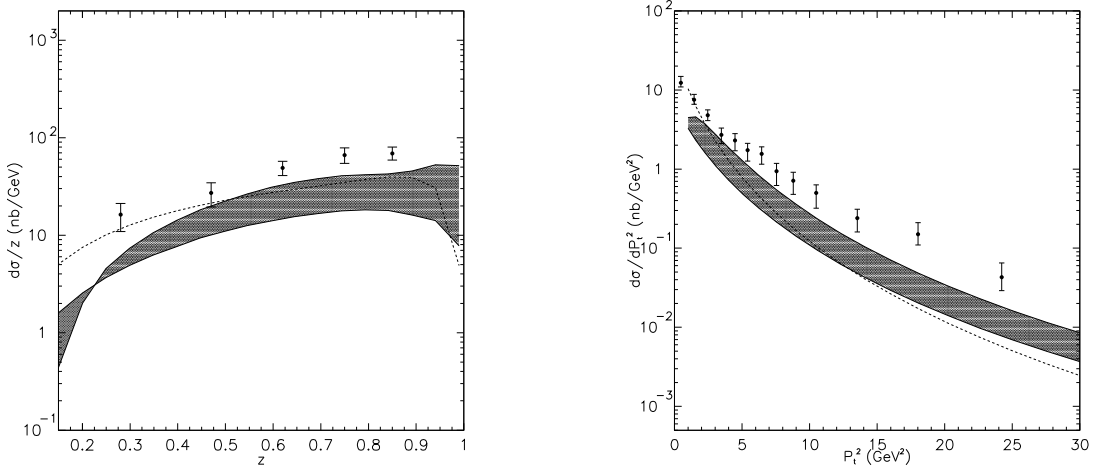


FIG. 1: The  $z$  distribution of  $J/\psi$  photoproduction under the conditions  $P_t > 1\text{GeV}$  and  $\sqrt{s_{\gamma p}}=100\text{GeV}$  (left). The transverse momentum distribution  $p_t$  of  $J/\psi$  under the conditions  $0.4 < z < 0.9$  and  $\sqrt{s_{\gamma p}}=100\text{GeV}$  (right). Dotted line in each one is the LO result. The upper bound of the shaded band is obtained with  $\mu_r = \mu_f = \frac{1}{2}\sqrt{(2m_c)^2 + p_t^2}$  and  $m_c=1.4\text{GeV}$ , and the lower one with  $\mu_r = \mu_f = 2\sqrt{(2m_c)^2 + p_t^2}$  and  $m_c=1.6\text{GeV}$ . The experimental data (filled circles with bars) are taken from Ref. [22].

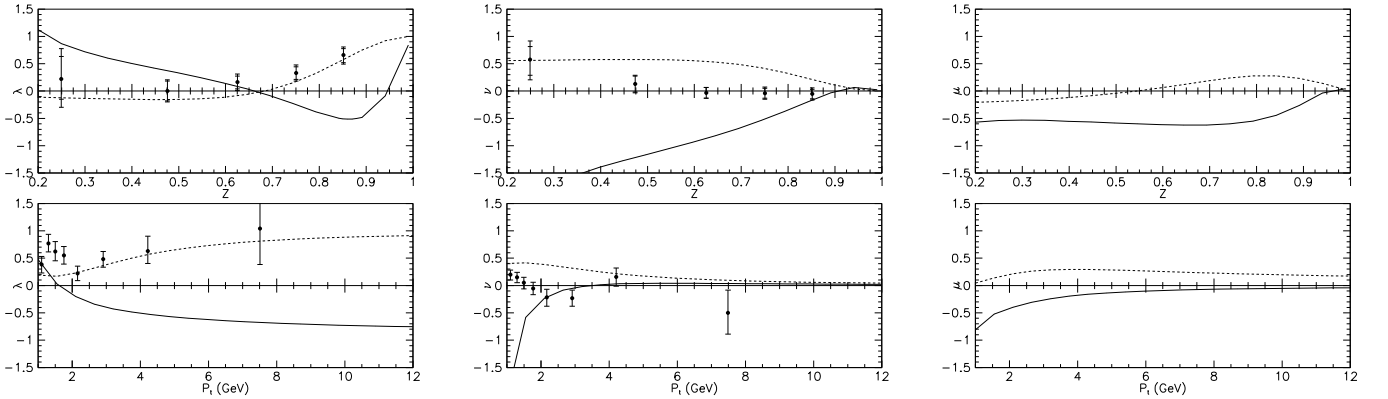


FIG. 2: The dependence of polarization parameters  $\lambda, \nu, \mu$  on the energy fraction  $z$  with cut  $p_t > 1\text{GeV}$  and at  $\sqrt{s_{\gamma p}}=100\text{GeV}$ , and on the transverse momentum  $p_t$  with cut  $0.4 < z < 1$  and at  $\sqrt{s_{\gamma p}}=100\text{GeV}$ . Dotted lines are the LO results and the solid lines are the NLO results. The experimental data (filled circles with bars) are taken from Ref. [17].

discrepancies between theoretical predictions and experimental measurements substantially. The dependence of the parameters for the  $l^+$  angular distribution in the  $J/\psi$  decay (Eq.(5)) on  $y$ , here  $y = z$  and  $p_t$ , is presented in FIG. 2. In the presentation, we make a cut-off for the region  $z \leq 0.2$ , because in this region the denominator of Eq. 6 crosses zero at certain point so that the values of the parameters change dramatically in the neighborhood of the point. It means that the perturbation expansion in this region is very bad and the obtained result can not be trusted in this region. Respect to the results at LO, the NLO QCD corrections change the distributions greatly. The parameter  $\lambda$  obtained at LO and NLO are very different at large and small  $z$  regions (there is a cross at about  $z \approx 0.67$ ). The dependence of parameter  $\mu$  on

$z$  distribution is also changed in the intermediate region, whereas the dependence of the parameter  $\nu$  on  $z$  changes drastically in the small and intermediate region of  $z$ . As for the dependence of the parameters on  $p_t$ , from the figure one can be see that the NLO QCD correction changes that of the  $\lambda$  parameter from positive values to negative ones and makes it tend to  $-0.8$  as  $p_t$  increasing. For the  $\nu$  parameter, there is little difference between the results of LO and NLO in large  $P_t$  region. For comparison, the available experimental data at the HERA [17] is put in the figures. It is clearly shown that both LO results and NLO ones do not fit the polarization measurement and the NLO results are even worse.

The dependence of  $\alpha$  in helicity basis on  $p_t$  or  $z$  is presented in FIG. 3. We also make a cut-off for the region

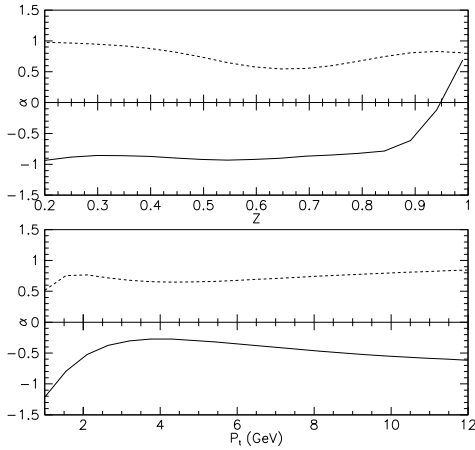


FIG. 3: The angular parameter  $\alpha$  distributions as functions of  $P_t$  and  $z$  in helicity basis. Dotted line is the results at LO and the solid line is the one at the NLO.

$z \leq 0.2$ , due to the same reason as that in the case of target frame. It is similar to the situation in the  $J/\psi$  hadronproduction: NLO QCD corrections change the  $P_t$  distribution of  $\alpha$  from positive values to negative ones. The dependence of  $\alpha$  on  $z$  distribution changes similar to that on the  $P_t$  distribution except the endpoint region near  $z = 1$ .

In summary, we have investigated the photoproduction

of  $J/\psi$  at QCD NLO at the DESY ep collider HERA. The results show that the NLO QCD corrections cannot give very well description on the  $p_t$  distribution and  $z$  distribution. Furthermore, for the  $J/\psi$  polarization, the NLO QCD corrections make drastically change on certain angular parameters, but they cannot give a satisfied prescription for the available experimental data. In contrast to the LO calculation for polarization, the NLO results for the polarization is even worse. Therefore, there is still no a satisfactory theoretical description even at NLO level on the production of polarized quarkonium and even the transverse momentum distribution of  $J/\psi$  production at the DESY ep collider HERA. It will be interesting to know the situation by considering NLO color-octet contributions, or higher order QCD corrections in future study.

While this paper is being prepared, we are informed of the same process also being considered by P. Artoisenet et al. [23]. By comparing our results in Fig. 1 and 2 with theirs, all the differences may be explained by the different choices of the renormalization scale, factorization scale and approximation used to treat the initial photon. But the difference for  $z$  distribution of  $\nu$  parameter seems too big.

We would like to thank Gong Bin for helpful discussions, thank M. Kramer for providing information about his work. This work was supported by the National Natural Science Foundation of China (No. 10775141, 10547001, 10875155) and by the Chinese Academy of Sciences under Project No. KJCX3-SYW-N2.

- 
- [1] G. T. Bodwin, E. Braaten, and G. P. Lepage, Phys. Rev. **D51**, 1125 (1995).
  - [2] N. Brambilla et al. (Quarkonium Working Group) (2004). J. P. Lansberg, Int. J. Mod. Phys. **A21**, 3857 (2006).
  - [3] M. Kramer, Nucl. Phys. **B459**, 3 (1996).
  - [4] Y.-J. Zhang, Y.-j. Gao, and K.-T. Chao, Phys. Rev. Lett. **96**, 092001 (2006). Y.-J. Zhang and K.-T. Chao, Phys. Rev. Lett. **98**, 092003 (2007). Y.-J. Zhang, Y.-Q. Ma, and K.-T. Chao, Phys. Rev. **D78**, 054006 (2008). B. Gong and J.-X. Wang, Phys. Rev. Lett. **100**, 181803 (2008). B. Gong and J.-X. Wang, Phys. Rev. **D77**, 054028 (2008). Y. Q. Ma, Y. J. Zhang and K. T. Chao, arXiv:0812.5106 [hep-ph]. B. Gong and J. X. Wang, arXiv:0901.0117 [hep-ph].
  - [5] R. Li and J.-X. Wang, Phys. Lett. **B672**, 51 (2009).
  - [6] J. Campbell, F. Maltoni, and F. Tramontano, Phys. Rev. Lett. **98**, 252002 (2007).
  - [7] B. Gong and J.-X. Wang, Phys. Rev. Lett. **100**, 232001 (2008). B. Gong and J.-X. Wang, Phys. Rev. **D78**, 074011 (2008).
  - [8] B. Gong, X. Q. Li, and J.-X. Wang (2008), arXiv:0805.4751.
  - [9] P. Artoisenet, J. Campbell, J. P. Lansberg, F. Maltoni, and F. Tramontano, Phys. Rev. Lett. **101**, 152001 (2008).
  - [10] E. L. Berger and D. L. Jones, Phys. Rev. **D23**, 1521 (1981).
  - [11] R. Baier and R. Ruckl, Nucl. Phys. **B201**, 1 (1982).
  - [12] J. G. Korner, J. Cleymans, M. Kuroda, and G. J. Gounaris, Nucl. Phys. **B204**, 6 (1982).
  - [13] J. G. Korner, J. Cleymans, M. Kuroda, and G. J. Gounaris, Phys. Lett. **B114**, 195 (1982).
  - [14] M. Cacciari and M. Kramer, Phys. Rev. Lett. **76**, 4128 (1996). P. Ko, J. Lee, and H. S. Song, Phys. Rev. **D54**, 4312 (1996). F. Maltoni, M. L. Mangano, and A. Petrelli, Nucl. Phys. **B519**, 361 (1998).
  - [15] M. Beneke, M. Kramer, and M. Vanttinen, Phys. Rev. **D57**, 4258 (1998).
  - [16] V. A. Saleev, Phys. Rev. **D65**, 054041 (2002). S. P. Baranov, Phys. Rev. **D66**, 114003 (2002). V. A. Saleev and A. V. Shipilova, Phys. Rev. **D75**, 034012 (2007).
  - [17] M. Jungst, f. t. H1, and Z. Collaborations (2008).
  - [18] J.-X. Wang, Nucl. Instrum. Meth. **A534**, 241 (2004).
  - [19] B. Gong and J.-X. Wang (2008). in preparation.
  - [20] B. W. Harris and J. F. Owens, Phys. Rev. **D65**, 094032 (2002).
  - [21] J. Pumplin et al., JHEP **07**, 012 (2002).
  - [22] S. Chekanov et al. (ZEUS), Eur. Phys. J. **C27**, 173 (2003). C. Adloff et al. (H1), Eur. Phys. J. **C25**, 25 (2002).
  - [23] P. Artoisenet, J. Campbell, F. Maltoni, and F. Tramontano, arXiv:0901.4352.