

# Role of spin orbit coupling and electron correlation in the electronic structure of a $5d$ pyrochlore, $Y_2Ir_2O_7$

Kalobaran Maiti

*Department of Condensed Matter Physics and Materials Science, Tata Institute of Fundamental Research, Homi Bhabha Road, Colaba, Mumbai - 400 005, INDIA*

---

## Abstract

Spin orbit coupling in  $5d$  transition metal oxides such as Ir oxides is expected to be strong due to large atomic number of Ir and electron correlation strength will be weak due to large radial extension of the  $5d$  orbitals. Hence, various anomalous electronic properties often observed in these systems are attributed to large spin-orbit interaction strength. Employing first principles approaches, we studied the electronic structure of  $Y_2Ir_2O_7$ , which is insulating and exhibits ferromagnetic phase below 150 K. The calculated results reveal breakdown of both the above paradigms. The role of spin-orbit interaction is found to be marginal in determining the insulating ground state of  $Y_2Ir_2O_7$ . A large electron correlation strength is required to derive the experimental bulk spectrum.

*Key words:*

electron correlation, spin-orbit coupling, pyrochlore

*PACS:* 71.70.Ej, 71.27.+a, 71.20.-b

---

## 1. Introduction

Spin orbit interaction in an atom is the interaction of electronic spin moment with the magnetic field experienced by the moving electron in the electric field of the nucleus. Since the nuclear charge enhances with the increase in atomic number of the elements, the heavier atoms will have larger spin-orbit coupling strength,  $\zeta$ . On the other hand, the electron-electron Coulomb repulsion strength,  $U$  is inversely related to the spatial separation

---

*Email address:* [kbmaiti@tifr.res.in](mailto:kbmaiti@tifr.res.in) (Kalobaran Maiti)

between the electrons. Therefore,  $U$  will reduce with the enhancement of the radial extension of the electronic states. Based on these paradigms, various anomalous properties observed in compounds containing heavier elements are often attributed to large  $\zeta$ .

The scenario in solids can be significantly different due to the finite overlap of the electronic states centered at different lattice sites. The electrons can move among various lattice sites; the electronic states are extended beyond the atomic limit. While the electron correlation leads to localization of the electronic states (essentially an on-site parameter), the hopping interaction strength,  $t$  represents the itineracy of the electrons which is manifested in the bandwidth. Therefore, the parameters those determine the electronic ground state are  $\zeta$ ,  $U$  and  $t$ . It is clear that in addition to the correlation induced localization effect, the degree of local character of the electronic states in solids depends strongly on the underlying crystallographic structure (band structure effect). It is thus important to investigate the influence of such crystal structure induced effects on  $\zeta$  and  $U$  in a solid. In this paper, we show evidences of the deviation from both the paradigms for heavier elements mentioned above in a pyrochlore,  $\text{Y}_2\text{Ir}_2\text{O}_7$ .

The compounds in pyrochlore structure, in general, have drawn significant attention in the recent times followed by the discovery of various exotic phenomena such as spin ice behavior,[1] superconductivity,[2] correlation induced metal insulator transitions[3] *etc.* Among Ir based compounds,  $\text{Pr}_2\text{Ir}_2\text{O}_7$  is a metal and shows spin-liquid behavior,[4] anomalous Hall effect[5] *etc.* Interestingly,  $\text{Y}_2\text{Ir}_2\text{O}_7$  is predicted to be a *Mott insulator*, which exhibits a weak ferromagnetic transition at around 150 K.[6, 7, 8] A high resolution photoemission study reveals signature of finite density of states at the Fermi level although it is an insulator[9] as also observed in an another Ir based compound,  $\text{BaIrO}_3$ . [10]  $U$  is expected to be small in these compounds due to the large radial extension of the Ir  $5d$  orbitals, which questions the feasibility of Mott insulating phase in these systems.[11, 12, 13] A recent study on another Ir-based compound,  $\text{Sr}_2\text{IrO}_4$  suggests importance of spin orbit coupling in deriving the insulating ground state despite weak electron correlation strength.[14] Thus,  $\text{Y}_2\text{Ir}_2\text{O}_7$  is a unique test case to study the role of spin orbit coupling and electron correlation in deriving unusual ground state properties.

## 2. Computational details

In order to address the issue, we calculated the electronic band structure of  $\text{Y}_2\text{Ir}_2\text{O}_7$  using state-of-the-art full potential linearized augmented plane wave method (WIEN2k software)[15] within the local spin density approximations, LSDA. The convergence for different calculations were achieved considering 512  $k$  points within the first Brillouin zone. The error bar for the energy convergence was set to  $< 0.1$  meV per formula unit (fu). In every case, the charge convergence was achieved to be less than  $10^{-3}$  electronic charge. Structural parameters used for these calculations were estimated via Rietveld refinement of the  $x$ -ray diffraction pattern.[8, 16]

$\text{Y}_2\text{Ir}_2\text{O}_7$  forms in cubic pyrochlore structure with the lattice constant,  $a = 10.20$  Å; space group  $Fd\bar{3}m$ . The atomic positions are; Y: 16d, Ir: 16c, O1: 48f ( $x = 0.35461$ ) and O2: 8b. The muffin-tin radii ( $R_{MT}$ ) for Y, Ir, O1 and O2 were set to 2.2 a.u., 2.1 a.u., 1.85 a.u. and 1.85 a.u., respectively.

## 3. Results and Discussions

LSDA calculations are widely known to capture the magnetic phase in various  $3d$ ,  $4d$  and  $5d$  transition metal oxides well.[13, 17, 18, 19] However, the energetics in the present case is somewhat different. The ground state energy corresponding to the non-magnetic solutions is about 3.7 meV/fu lower than that for the spin-polarized calculations. This suggests that simple Stoner like criteria may not be enough to capture the experimentally observed ferromagnetic ground state. This is consistent with the conclusion in a recent photoemission study revealing  $|\epsilon - \epsilon_F|^{1.5}$  dependence of the high resolution photoemission lineshape: electron-magnon coupling may be important.[9]

The magnetic moment centered at Ir and O1 sites are about  $0.27 \mu_B$  and  $0.04 \mu_B$  respectively. The total moment of  $0.9 \mu_B/\text{fu}$  is close to the saturation moment of  $1 \mu_B$  expected for  $S = 1/2$  state of  $\text{Ir}^{4+}$ . However, this is significantly high considering that no saturation was observed experimentally even at a high field of 12 Tesla.[8, 16] The magnetic moment in the paramagnetic phase was found to be about  $0.55 \mu_B$  ( $\mu = 2\sqrt{S(S+1)}\mu_B$  assuming spin only value), which corresponds to  $S = 0.07$ . This is about 14% of the  $S=1/2$ . Such a small paramagnetic moment indicate that the small magnetic moment is intrinsic to this system and not due to antiferromagnetic exchange interactions. Moreover, the Curie-Weiss temperature,  $\theta_p$  estimated from the paramagnetic phase is positive. All these results and other studies based

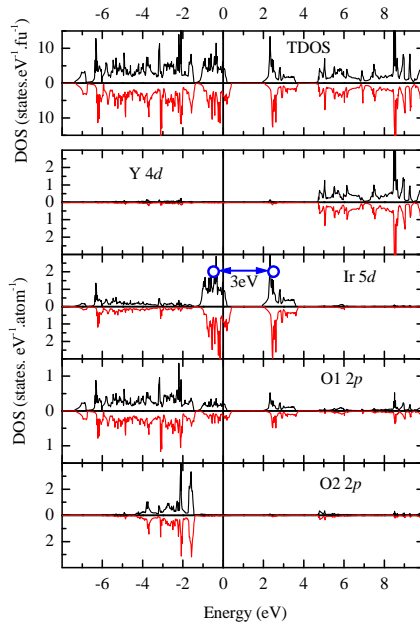


Figure 1: (Color online) Spin polarized total density of states (TDOS), Y  $4d$  partial density of states (PDOS), Ir  $5d$  PDOS, O1  $2p$  PDOS and O2  $2p$  PDOS obtained from LSDA calculations. The up and down spin density of states are represented by positive and negative  $y$ -axis.

on specific heat and magnetization measurements rule out the possibility of canted antiferromagnetism as the reason for small magnetic moment. The other possibility for the small magnetic moment in these Ir-compounds can be due to spin glass ordering that cannot be calculated using such methods. In any case, it is clear that these LSDA results overestimates the magnetic moment.

It is not possible to capture a spin-glass phase using these ab initio band structure calculations. Moreover, the crystal structure is geometrically frustrated. Considering the facts that all the bulk studies suggest ferromagnetic ordering in this compound and the energy distribution of the density of states in the ferromagnetic phase is close to that found in the non-magnetic phase, we have studied the evolution of the electronic structure corresponding to the ferromagnetic phase with spin-orbit coupling and electron correlation in the following part. We also compare these results with the experimental electronic structure.

In Fig. 1, we show the density of states (DOS) calculated for the ferromagnetic configuration of all the moments. Y 4*d* partial DOS (PDOS) appear primarily above 4 eV with negligible contribution below the Fermi level,  $\epsilon_F$ . There are two groups of features in the occupied part of the total DOS (TDOS). The energy range, -7.5 to -1.5 eV is dominated by O1 2*p* and O2 2*p* PDOS with a small contribution from Ir 5*d* PDOS. O2 2*p* PDOS appear between -5.0 to -1.5 eV, where a small contribution from Y 4*d* states are also seen. This suggests existence of finite Y-O2 covalency. O1 2*p* - Ir 5*d* bonding states with dominant O1 2*p* character appear below -4 eV. The antibonding bands having essentially Ir 5*d* character appear above -1.2 eV energies. Since the oxygens surrounding the Ir sites form octahedral symmetry, the Ir 5*d* levels split into a triply degenerate  $t_{2g}$  band appearing between -1.2 eV and 0.3 eV energies. The doubly degenerate  $e_g$  bands appear above 2 eV energies. Clearly, the crystal field splitting is significantly strong as expected for 5*d* orbitals; large radial extension of 5*d* orbitals leads to a greater exposure to the crystal field. One can estimate the crystal field splitting by calculating the separation of the center of mass of the  $t_{2g}$  and  $e_g$  bands. The calculated center of mass of the  $t_{2g}$  and  $e_g$  bands shown by open circles in the figure. The energy separation of these two points is found to be 3 eV which is quite large compared to the values found in 3*d* transition metal oxides.

TDOS is large at  $\epsilon_F$ , suggesting a metallic phase. The eigen energies for the up and down spin DOS is found to be similar in every case except Ir 5*d* states. The exchange splitting estimated by the relative shift of the up and down spin Ir 5*d* density of states is about 0.23 eV.

In order to investigate the role of spin-orbit coupling in the electronic structure, we compare the results obtained in the presence and absence of spin-orbit coupling. The magnetic field was applied along (001) direction for all the calculations. In the presence of spin-orbit coupling, the total energy corresponding to the ferromagnetic solution is still higher by about 34 meV/fu than that for the non-magnetic solution. The magnetic moment centered at various lattice sites becomes much smaller than the values obtained without spin-orbit coupling. The moments centered at Ir and O1 sites are  $0.044\mu_B$  and  $0.006\mu_B$ . The total moment is found to be about  $0.137\mu_B$ /fu. All these numbers are close to the experimentally observed value corresponding to  $S = 0.07$ . [8, 16]

The calculated band dispersions are shown in Fig. 2. In order to have better clarity in the figure, we have compared the band dispersions for the non-magnetic solutions. The  $t_{2g}$  bands appearing in the vicinity of  $\epsilon_F$  are

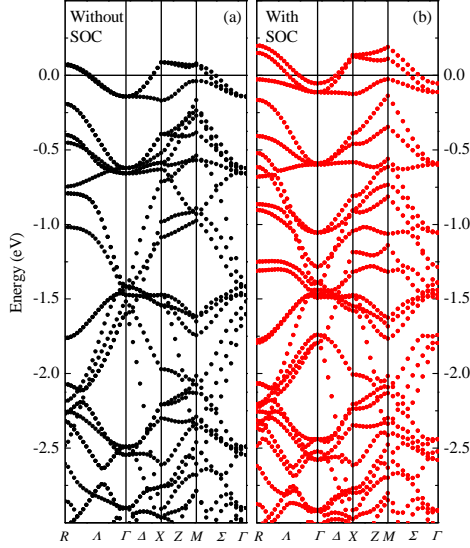


Figure 2: (Color online) Energy band dispersion obtained for the non-magnetic calculations (a) without spin orbit coupling and (b) with spin orbit coupling.

significantly narrow although the Ir  $5d$  orbitals have large radial extension. The dispersions of the energy bands at lower energies become larger. Evidently, the degeneracy of the bands are lifted due to the inclusion of spin-orbit coupling as expected. One band of the triply degenerate  $t_{2g}$  band shifts completely below the Fermi level and exhibit small narrowing. The other two bands crossing  $\epsilon_F$  becomes wider when spin-orbit coupling is considered.

In Fig. 3, we show the TDOS contributions and various partial DOS corresponding to Ir  $5d$ , O1  $2p$  and O2  $2p$  orbitals. Clearly the character of the density of states appearing in the whole energy range shown remain quite close in both the calculations. Specifically, O1  $2p$  and O2  $2p$  partial DOS remain almost insensitive to the consideration of the spin-orbit coupling as expected. The inclusion of spin-orbit coupling leads to an enhancement of overall width of the  $t_{2g}$  band as also seen in Fig. 2. The relative shift of the energy bands observed in Fig. 2 is manifested by a small dip at  $\epsilon_F$ .

The above results can be explained as follows: the band width is essentially determined by the hopping interaction strength,  $t$ ,

$$t_{ij} = \langle \psi_j | H | \psi_i \rangle$$

where  $i$  and  $j$  are the site indices. The value of  $t$  depends on the hybridization

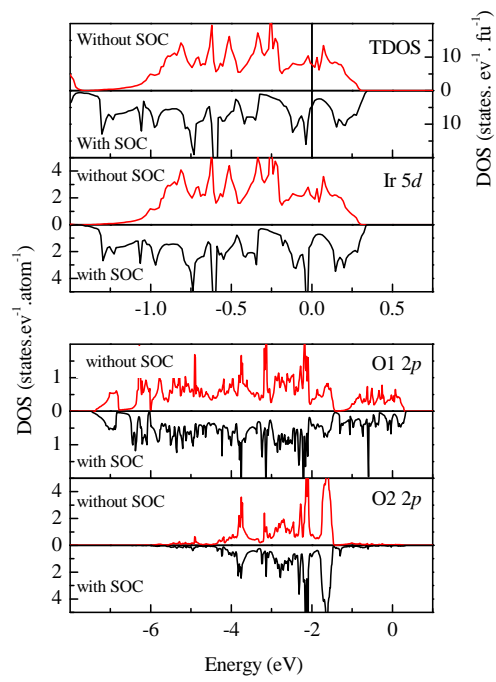


Figure 3: (Color online) Comparison of the TDOS, Ir 5d, O1 2p and O2 2p density of states obtained from the non-magnetic calculations with and without spin-orbit interactions.

of the electronic states centered at  $i^{th}$  and  $j^{th}$  sites. On the other hand, spin-orbit coupling strength can be written as  $\epsilon(SOC) = \zeta S.L$  ( $S$  and  $L$  are the spin and orbital moment of the electron). The spin-orbit coupling strength,  $\zeta$  can be expressed as,

$$\zeta = \frac{2\mu_B}{\hbar m_e c^2} \cdot \frac{1}{r} \frac{\partial V}{\partial r}$$

where,  $V$  is the potential energy of electron in the central field of the nucleus. The magnitude of  $\zeta$  depends on the atomic number and is essentially an on-site parameter. If  $t$  is zero, the behavior will be close to the atomic case. For finite  $t$ , the influence of the core potentials on the conduction electrons will be less than the atomic case as such core potentials will be seen by conduction electrons for lesser time. Evidently,  $\zeta$  will not have significant influence on  $t$  unless  $\zeta$  is very large leading to a large change in energy difference between the Ir  $5d$  and O  $2p$  eigen energies, which in turn will influence the overlap integral of the  $5d$  orbitals with the ligand orbitals.

In the present case, a close look suggests that among three bands in the triply degenerate  $t_{2g}$  band, one band is slightly narrowed upon consideration of spin-orbit coupling. This energy band (see Fig. 2) is completely occupied and appear below  $\epsilon_F$ . Since the electronic properties are essentially determined by the energy bands crossing the Fermi level, this band narrowing will have negligible influence in determining the electronic properties of this compound. The other two bands crosses  $\epsilon_F$  and exhibit a small enhancement in width. Thus, the spin-orbit coupling induced change in bandwidth does not suggest any qualitative change in the electronic properties of this system.

Apart from the above discussion involving influence in the bandwidth, the spin-orbit coupling induced degeneracy lifting can still play an important role in determining the influence of electron correlation in the electronic properties. This has been addressed by several authors in the past. Solving a  $D$ -fold degenerate Hubbard model using the Gutzwiller approximation as well as slave-boson approach, it was observed that the critical value of  $U$  ( $= U_c$ ) required for metal-insulator transition increases monotonically with the band filling,  $n$ .  $U_c$  is maximum at half filling,[20] where  $U_c \sim (D + 1)W$ . The calculations based on dynamical mean field theory[21] suggested  $U_c = 1.85 \times W$ . Exact calculations[22] at half filling also suggest  $U_c = \sqrt{D}W$ . Consideration of inter-band hopping[23] indicated significantly more pronounced dependence of  $U_c$  on the degeneracy. It is apparent that the lifting of degeneracy due to spin orbit coupling will push  $U_c$  towards smaller values. Thus, the spin-orbit coupling may in turn lead to metal-insulator



transition in weakly correlated system.

Being examined the influence of spin-orbit coupling in this system, we now turn towards the electron correlation induced effects. In all the following calculations, spin-orbit coupling is included. The Ir 5*d* moments show interesting evolution with the increase in  $U$ . The orbital and spin magnetic moments corresponding to Ir 5*d* states are found to be  $0.19 \mu_B$  &  $0.25 \mu_B$  for  $U = 2$  eV,  $0.48 \mu_B$  &  $0.5 \mu_B$  for  $U = 4$  eV, and  $0.53 \mu_B$  &  $0.53 \mu_B$  for  $U = 6$  eV. Evidently, both the spin and orbital magnetic moment enhances with the increase in  $U$  as observed in other systems.[24] The enhancement of the orbital magnetic moment is more pronounced than the spin moment. Such enhancement can be attributed to the enhancement of the local character of the electronic states due to electron correlation. The orbital moment is significantly large in this systems compared to the values found in 3*d* and 4*d* transition metal oxides. Among all the numbers found for different values of  $U$ , the magnetic moment corresponding to  $U = 2$  eV is found to be the lowest and closer to the experimental results. The calculated magnetic moment is always found to be larger than the experimental value.

The calculated DOS for different values of  $U$  including spin orbit coupling are shown in Fig. 4. The DOS corresponding to the up and down spin channels are shown along regular and reversed y-axis, respectively. No hard gap is observed for  $U$  as large as 6 eV. The calculated results reveal many interesting features. Firstly, the near negligible Ir 5*d* contributions observed below -2 eV energy range in LSDA results (see Fig. 1) becomes more and more significant with the increase in  $U$ . This means, the Ir 5*d* character enhances in the bonding bands and subsequently, relative O 2*p* character in the antibonding band appearing near  $\epsilon_F$  enhances. Thus, the Ir 5*d*-O 2*p* covalency is significantly influenced by the electron correlation.

Secondly, the up spin feature in the vicinity of  $\epsilon_F$  (antibonding band having primarily Ir 5*d* character) gradually moves towards lower energies and have marginal contributions at  $\epsilon_F$  for  $U \geq 4$  eV. Distinct signatures of the coherent feature (delocalized electronic states in the vicinity of  $\epsilon_F$ ) and incoherent features (electron correlation induced localized band) are not observed in the up spin channel. The down spin DOS, however, splits into two distinct features presumably representing the incoherent features. Again, the signature of the coherent feature at  $\epsilon_F$  is absent. This is different from that observed in the whole family of various 3*d* and 4*d* transition metal oxides.[25]

Interestingly, the gap between the incoherent features in the down spin channel is significantly smaller than the gap in the up spin channel. Thus,

the electronic conduction is spin polarized even in the insulating phase. Such *polar insulators* have immense possibilities in technological applications involving spin-polarized conduction such as magnetic sensors, quantum computations etc. The gap between the incoherent features increases with the increase in  $U$  along with a redistribution of spectral weight among different features.

In order to provide a realistic estimate of  $U$  in this system, we have calculated the experimental spectra as follows. The spin integrated Ir 5*d* density of states above -2 eV energies are convoluted by the Fermi-Dirac distribution function and a Gaussian representing the experimental resolution of 0.3 eV in the *x*-ray photoemission spectroscopy.[9] The calculated spectral functions are shown by solid lines superimposed on the bulk spectra obtained experimentally at 20 K; the comparisons are shown in Fig. 4(d). The result corresponding to the uncorrelated DOS is also shown by dashed line in the figure.

The calculated spectrum corresponding to LSDA DOS is significantly different from the experimental bulk spectrum. While the LSDA DOS peaks at about 0.5 eV and extends down to about -1 eV, the intensity in this energy range of the experimental spectrum is significantly weak. The peak in the experimental spectrum appears at about 1.2 eV and it extends down to about -2 eV. This suggests that the feature around 1.2 eV represents the electronic states essentially localized due to the electron correlation and can be termed as incoherent feature. This also indicates that the electron correlation strength may be about 2 - 3 eV. This is indeed large considering highly extended nature of Ir 5*d* orbitals and an estimation of smaller  $U$  ( $\sim$  0.6 eV) in 4*d* transition metal oxides.[26]

Interestingly, the calculated results corresponding to finite  $U$  values provide a good representation of the experimental results. In addition to the resolution broadening, the experimental spectral lineshape depends strongly on the transition matrix elements between the ground state and final states, hole and electron lifetime broadening etc, which are not considered in the present simulation. Thus, the good correspondence of the calculated and experimental results shown in Fig. 4(d) is remarkable. The change in lineshape is marginal for  $U \geq 2$  eV. These results clearly indicate that the electron correlation is strong among Ir 5*d* electrons.  $U$  seem to be comparable or higher than the estimations for 4*d* transition metal oxides.[26, 27, 28] Such anomaly may be attributed to the narrow dispersion of the Ir 5*d* bands leading to significant local character in the corresponding electronic states.

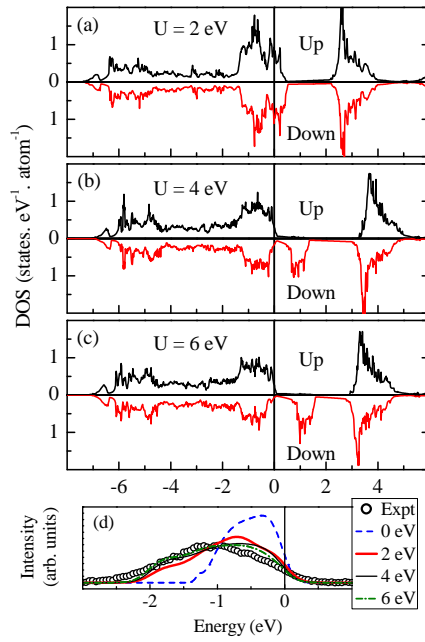


Figure 4: (Color online) Up and down spin density of states calculated for different values of  $U$  equal to (a) 2 eV, (b) 4 eV and (c) 6 eV. (d) The calculated spin integrated spectral functions for different values of  $U$  is compared with the experimental bulk spectrum at 20 K adapted from Ref.[9]

The above results reveal another important point. The LSDA+ $U$  results shown in Fig. 4 does not conform to the scenario of the three peak structure (lower Hubbard band, coherent feature and the upper Hubbard band) and its evolution with  $U$  (spectral weight transfers from the coherent feature to the incoherent feature with the increase in  $U$  but the intensity of the coherent feature at  $\epsilon_F$  remains unchanged) observed in correlated electron systems. Evolution of up and down spin density of states are quite different from each other and both are different from the above Mott-Hubbard scenario widely discussed in the context of the electronic properties of  $3d$  and  $4d$  transition metal oxides. Since the electron correlation is not treated dynamically in LSDA+ $U$  calculations, which is important to capture such scenario, the differences in the calculated results are not unusual. However, the correspondence of the LSDA+ $U$  results with the experimental spectra is remarkable. Such consistency in a system, where various approximations are expected to be good due to large radial extension of the  $5d$  orbitals, suggests rethinking of the manifestation of the correlation induced effects in the electronic structure.

Evidently no hard gap is found for  $U$  as large as 6 eV. This is consistent with the experimental observation of large spectral intensity in the bulk spectra of this compound even at low temperatures. This suggests that the insulating behavior in  $\text{Y}_2\text{Ir}_2\text{O}_7$  may not be due to a gapped phase. The intensity of the spectral functions at  $\epsilon_F$  is significantly weak. Thus, localization effect due to defects, disorder and/or collective excitation processes involving density waves *etc.* may be important to determine the insulating phase in this system.[29]

#### 4. Conclusions

In summary,  $\text{Y}_2\text{Ir}_2\text{O}_7$  is a unique system that exhibits weak ferromagnetism and insulating transport. The small magnetic moment in the paramagnetic phase indicates that intrinsic magnetic moment is indeed weak, which is not unusual for highly extended  $5d$  orbitals. We have investigated the origin of such interesting magnetic and electronic properties using band structure calculations. The emphasis is on the role of spin-orbit coupling and electron correlation in the electronic structure of this system.

The experimentally observed ferromagnetic phase could not be captured using LSDA calculations presented here. The consideration of spin-orbit coupling helps to reduce the magnetic moment, thereby, brings the calculated

magnetic moment closer to the experimentally observed value. In addition, it lifts the degeneracy of the energy bands. However, the experimental photoemission spectral functions are very different from the LSDA results obtained with or without spin-orbit coupling.

LSDA+ $U$  results suggest that the electron correlation strength required to derive the photoemission bulk spectra is significantly large in contrast to the expectations in these systems. Narrow band dispersion associated to the typical pyrochlore structure may be the reason for such strong correlation. These results clearly suggest rethinking of the role of spin-orbit coupling and electron correlation in the electronic properties of oxides containing heavy elements. It is evident that one needs to go beyond LSDA and LSDA+ $U$  approaches to determine the electronic structure of this system. We believe that these results will provide significant impetus to initiate studies of the correlated electron systems in new directions.

## References

- [1] S. T. Bramwell and M. J. P. Gingras, *Science* **294**, 1495 (2001).
- [2] M. Hanawa *et al.*, *Phys. Rev. Lett.* **87**, 187001 (2001).
- [3] I. Kézsmárki *et al.*, *Phys. Rev. Lett.* **93**, 266401 (2004).
- [4] S. Nakatsuji *et al.*, *Phys. Rev. Lett.* **96**, 087204 (2006).
- [5] Y. Machida *et al.*, *Phys. Rev. Lett.* **98**, 057203 (2007).
- [6] D. Yanagishima and Y. Maeno, *J. Phys. Soc. Jpn.* **70**, 2880 (2001).
- [7] M. Soda *et al.*, *Physica B* **329-333**, 1071 (2003).
- [8] H. Fukazawa and Y. Maeno, *J. Phys. Soc. Jpn.* **71**, 2578 (2002).
- [9] R. S. Singh, V. R. R. Medicherla, K. Maiti, and E. V. Sampathkumaran, *Phys. Rev. B* **77**, 201102(R) (2008).
- [10] K. Maiti, R.S. Singh, V. R. R. Medicherla, S. Rayaprol, and E.V. Sampathkumaran, *Phys. Rev. Lett.* **95**, 016404 (2005).
- [11] Li-Shing Hsu, G. Y. Guo, J. D. Denlinger, and J. W. Allen, *Phys. Rev. B* **63**, 155105 (2001).

- [12] R. Eguchi *et al.*, Phys. Rev. B **66**, 012516 (2002).
- [13] K. Maiti, Phys. Rev. B **73**, 115119 (2006).
- [14] B.J. Kim, H. Jin, S.J. Moon, J.-Y. Kim, B.-G. Park, C.S. Leem, J. Yu, T.W. Noh, C. Kim, S.-J. Oh, J.-H. Park, V. Durairaj, G. Cao, and E. Rotenberg, Phys. Rev. Lett. **101**, 076402 (2008).
- [15] P. Blaha, K. Schwarz, G. K. H. Madsen, D. Kvasnicka, and J. Luitz, WIEN2K, An Augmented Plane Wave + Local Orbitals Program for Calculating Crystal Properties (Karlheinz Schwarz, Technical Universitt Wien, Austria, 2001), ISBN 3-9501031- 1-2.
- [16] R.S. Singh, Ph. D. Thesis, Tata Institute of Fundamental Research, 2007.
- [17] David J. Singh, J. Appl. Phys. **79**, 4818 (1996).
- [18] K. Maiti, Phys. Rev. B **73**, 235110 (2006); K. Maiti, Phys. Rev. B **77**, 212407 (2008); A. T. Zayak, X. Huang, J. B. Neaton, and Karin M. Rabe, Phys. Rev. B **77**, 214410 (2008).
- [19] D.D. Sarma *et al.*, Phys. Rev. Lett. **75**, 1126 (1995).
- [20] J.P. Lu, Phys. Rev. B **49**, 5687 (1994); R. Fresard and G. Kotliar, Phys. Rev. B **56**, 12909 (1997).
- [21] G. Kotliar and H. Kajueter, Phys. Rev. B **54**, 14221(R) (1996); M.J. Rozenberg, *ibid.* **55**, 4855 (1997).
- [22] O. Gunnarsson, E. Koch, and R. M. Martin, Phys. Rev. B **54**, 11026(R) (1996).
- [23] P. Mahadevan and D. D. Sarma, Phys. Rev. B **59**, 1379 (1999).
- [24] G.-Q. Liu, V. N. Antonov, O. Jepsen, and O. K. Andersen, Phys. Rev. Lett. **101**, 026408 (2008).
- [25] A. Georges, G. Kotliar, W. Krauth, and M.J. Rozenberg, Rev. Mod. Phys. **68**, 13 (1996); M. Imada, A. fujimori, and Y. Tokura, Rev. Mod. Phys. **70**, 1039 (1998).

- [26] J. M. Rondinelli, N. M. Caffrey, S. Sanvito, and N. A. Spaldin, Phys. Rev. B **78**, 155107 (2008).
- [27] K. Maiti and R.S. Singh, Phys. Rev. B **71**, 161102(R) (2005).
- [28] K. Maiti, R. S. Singh, and V. R. R. Medicherla, Phys. Rev. B **76**, 165128 (2007).
- [29] P.A. Lee and T.V. Ramakrishnan, Rev. Mod. Phys. **57**, 287 (1985); B.L. Altshuler and A.G. Aronov, Solid State Commun. **30**, 115 (1979).