

# The influence of spin-dependent phases of tunneling electrons on the conductance of a point ferromagnet/isolator/d-wave superconductor contact

B.P. Vodopyanov

Kazan Physical-Technical Institute, Russian Academy of Sciences, 10/7 Sibirsky Tract, 420029 Kazan, Russia

(Dated: October 30, 2018)

The influence of phase shifts of electron waves passing through and reflected by the potential barrier on the Andreev reflection in a ferromagnet/isolator/d-wave superconductor (FIS) contact is studied. It is found that in a superconductor the surface spin-dependent Andreev bound states inside the superconducting gap are formed as a result of the interference of electron-like and hole-like quasiparticles due to repeated Andreev reflections. The peak in the conductance of the FIS contact at the zero potential for the (110)-oriented superconductor disappears rapidly as the polarization of a ferromagnet increases, whereas for the (100)-oriented superconductor it appears. The physical reason for this behavior of conductance is discussed.

PACS numbers: 74.50.+r, 74.80.-g, 74.80.Dm, 74.80.Fp, 75.30.Et

## I. INTRODUCTION

The presence in a ferromagnetic metal (F) of electron spin subbands with different values of the Fermi momenta:  $p_{\uparrow}$  - for a subzone with the projection  $\alpha$  ( $\alpha = \uparrow, \downarrow$ ) of the electron spin up onto the direction of the magnetic moment of a ferromagnetic and  $p_{\downarrow}$  - for a subband with the projection of the electron spin down results in the oscillating character of the spatial dependence of the anomalous Green function (GF) in a ferromagnet in various hybrid structures containing the interface ferromagnet/superconductor (F/S) with a singlet order parameter [1, 2, 3, 4]. Such manifestation of the proximity effect is the basis of the creation of the  $\pi$ -Josephson junction [5], various spin-valve schemes [6, 7, 8, 9, 10], being the main elements of promising superconducting electronics [11, 12, 13].

The presence of spin subbands in a ferromagnetic metal results in the suppression of the Andreev reflection [14] in point F/S contacts; the dependence of the transmission coefficients  $D_{\alpha}$  and reflections coefficients  $R_{\alpha} = 1 - D_{\alpha}$  on the projection  $-\alpha$  of the spin of the quasi particle passing through the interface F/S. These properties are used to determine the spin polarization of ferromagnetic materials [15, 16, 17, 18, 19], to study the order parameter symmetry of high-temperature superconductors [20, 21, 22, 23] and to control the spin polarized currents [24, 25, 26].

Recently attention was paid to another property of hybrid F/S structures: the influence of spin-dependent phase shifts of amplitudes of electron states on the Fermi surface  $d_{\alpha}$  passing through the interface and  $r_{\alpha}$  ( $d_{\alpha} = \sqrt{D_{\alpha}} \exp(i\theta_{\alpha}^d)$ ;  $r_{\alpha} = \sqrt{R_{\alpha}} \exp(i\theta_{\alpha}^r)$ ) reflected from it on the thermodynamic [27] and transport [28, 29, 30] characteristics of hybrid structures with a spin-active interface. It was found that the difference of spin-dependent phase shifts due to the difference of the potential barriers for electrons with different spin projections  $\alpha$  results in the appearance of a  $\pi$  state in the S/FI/S junction (FI is ferromagnetic isolator) without accounting for the proximity effect. The presence

of spin-dependent phase shifts also leads to the appearance of Andreev bound states in ballistic contacts N/FI/S N/F/S (N is normal metal) [30] resulting in the peak in the dependence of conductance on the applied potential  $V$ . In [31], [32] it was shown that spin-dependent phase shifts induce subgap resonances in the conductance FNS [31] and FIS (I is isolator) [32] in ballistic contacts as well.

This strong influence of spin-dependent phase shifts on the transport properties of hybrid structures with ferromagnetic elements allows one to suppose that they may be used successfully in experiments on Andreev spectroscopy of ferromagnets, superconductors and in various applications in the field of nanospintronics.

This paper is concerned with a theoretical study of the influence of spin-dependent phase shifts on the Andreev reflection and conductance of a point F/I/d-wave superconductor contact.

Superconductors with the d-wave symmetry (superconductors with the  $d_{x^2-y^2}$  symmetry of the order parameter are considered) have an internal, momentum-dependent phase, which strongly influences the transport properties of contacts between them and other materials. In paper [33] it was shown that when the angle  $\gamma$  between the  $x$ -axis of a superconducting crystal and the normal to the surface of the high-ohm interface is  $\pi/4$ , then a bound state is formed in the Fermi level close to the high-ohm interface. This zero-energy bound state resulting from the repeated Andreev reflections [34], [35] causes a sharp peak in the dependence of conductance of the N/I/d-wave superconductor on the applied potential at the zero potential [36]. This peak at the zero potential is also manifested in the dependence of conductance on the applied potential at spin-polarized current as well [37], [38].

The main result of this paper is that spin-dependent phase shifts considerably reconstruct the spectrum of conductance of the F/I/d-wave superconductor contact for the (100) and (110) orientations of the d-wave superconductor. This takes place because due to the interference of a part of trajectories of electron-like and

hole-like quasi particles reflected by the pair potential and interface Fermi bound states on the Fermi level are formed, whereas due to the interference of the other part of trajectories bound states are formed in the vicinity of the edges of the energy gap. This work illustrates that the study of the influence of spin-dependent phase shifts on the conductance of the point F/I/d-wave superconductor contact can provide an interesting insight in spin-dependent transport.

The theoretical possibility to study the influence of the spin-dependent phase shifts of the amplitudes of electron waves on the Fermi surface passing through and reflected from the interface on the  $I - V$  characteristics of superconducting weak links with ferromagnetic elements appearing after the boundary conditions (BCs) for the quasiclassical GF was obtained. In paper [39], BCs for the quasiclassical GF for two metals in contact via a magnetically active interface in terms of an interface scattering matrix were derived. In paper [40], BCs for the retarded and advanced quasiclassical GFs were obtained in terms of Riccati amplitudes [41], [42]. In paper [30], BCs in terms of Riccati amplitudes were obtained for the nonequilibrium quasiclassical GF. In papers [43] quasiclassical equations of superconductivity for metals with a spin-split conduction band were derived and BCs for the temperature quasiclassical GF for the F/S interface were obtained. The model interface was the same as in [39], [44].

In this paper, calculation are carried out by a quasiclassical GF with the usage of the relevant BCs obtained in [43].

## II. FINDING DIFFERENTIAL CONDUCTANCE OF A POINT FIS CONTACT

### A. The general expression for differential conductance of a point contact through quasiclassical GF

In hybrid F/S structures Andreev reflection is modified. The reflected hole has some parameters (for example, the velocity modulus and phase shift) different from those of the incident electron because it moves in a subband with the opposite spin. Such spin-discriminating processes due to the exchange field in a ferromagnet lead to the formation of Andreev bound states inside the gap [29], [40].

The energy of Andreev bound states depends on the spin index [29], [40]. As a result, the spectral density of conductance  $G_{FIS}$  of the FIS contact at zero voltage is no longer a symmetrical function of energy  $\varepsilon$ . The condition of the time reversal invariance has the form  $G_{FIS}(\varepsilon, \alpha) = G_{FIS}(-\varepsilon, -\alpha)$ . The generalization of the conductance  $G_{FIS}(V)$  [45] for this case [32] results in

the following expression for  $G_{FIS}(V)$ :

$$G_{FIS}(V) = \frac{e^2 A}{32\pi T} \sum_{\alpha} \text{Tr} \left[ \int \frac{d\mathbf{p}_{\parallel}}{(2\pi)^2} \int_{-\infty}^{\infty} d\varepsilon \times \frac{1}{\coth^2\left(\frac{\varepsilon - eV \hat{\tau}_z}{2T}\right)} \left[ 1 - \hat{g}_s^A \hat{\tau}_z \hat{g}_s^R \hat{\tau}_z - \hat{g}_a^A \hat{\tau}_z \hat{g}_a^R \hat{\tau}_z + \hat{\Upsilon}_s^A \hat{\tau}_z \hat{\Upsilon}_s^R \hat{\tau}_z - \hat{\Upsilon}_a^A \hat{\tau}_z \hat{\Upsilon}_a^R \hat{\tau}_z \right] \right]. \quad (1)$$

In Eq. (1),  $A$  is the contact area;  $\hat{\tau}_z$  is the Pauli matrix;  $p_{\parallel}$  is the momentum in the contact plane;  $(\hat{g}_s, \hat{\Upsilon}_s)$  and  $(\hat{g}_a, \hat{\Upsilon}_a)$  are quasiclassical retarded (R) and advanced (A) GFs symmetric (s) and antisymmetric (a) [32] with respect to the projection of the momentum  $\hat{\mathbf{p}}$  on the Fermi surface on the axis  $x$ , perpendicular to the contact plane, composed according to the rule  $\hat{T}_{s(a)} = 1/2[\hat{T}(p_x) \pm \hat{T}(-p_x)]$ . Calculations in Eq. (1) are to be carried out on the boundary of any contacting metal.

### B. Finding quasiclassical GF

Let us assume that the barrier with the width  $d$  is located in the region  $-d/2 < x < d/2$ , the superconductor occupies the region  $x > d/2$ , and the ferromagnet occupies the region  $x < -d/2$ . To find GFs, for each metal one has to solve quasiclassical equations of superconductivity for metals with a spin-split conductivity band simultaneously with their BCs derived in paper [32]:

$$\begin{aligned} \text{sign}(\hat{p}_x) \frac{\partial}{\partial x} \hat{g} + \frac{1}{2} \mathbf{v}_{\parallel} \frac{\partial}{\partial \rho} (\hat{v}_x^{-1} \hat{g} + \hat{g} \hat{v}_x^{-1}) + [\hat{K}, \hat{g}]_- &= 0, \\ \text{sign}(\hat{p}_x) \frac{\partial}{\partial x} \hat{\Upsilon} + \frac{1}{2} \mathbf{v}_{\parallel} \frac{\partial}{\partial \rho} (\hat{v}_x^{-1} \hat{\Upsilon} - \hat{\Upsilon} \hat{v}_x^{-1}) + [\hat{K}, \hat{\Upsilon}]_+ &= 0, \\ \hat{K} &= -i \hat{v}_x^{-\frac{1}{2}} (i \varepsilon_n \hat{\tau}_z + \hat{\Delta} - \hat{\Sigma}) \hat{v}_x^{-\frac{1}{2}} - i (\hat{p}_x - \hat{\tau}_x \hat{p}_x \hat{\tau}_x) / 2, \\ \hat{\Delta} &\equiv \hat{\Delta}(x, \mathbf{p}), \quad [a, b]_{\pm} = ab \pm ba. \end{aligned} \quad (2)$$

In this section,  $\varepsilon_n = (2n + 1)\pi T$  is the Matsubara frequency;  $\hat{\Sigma}$  is the self-energy part;  $\hat{g}$  are matrix temperature GFs:

$$\hat{g} = \begin{pmatrix} g_{\alpha, \alpha} & f_{\alpha, -\alpha} \\ f_{-\alpha, \alpha}^+ & -g_{-\alpha, -\alpha} \end{pmatrix}, \quad \hat{g} = \begin{cases} \hat{g}_> & \hat{p}_x > 0, \\ \hat{g}_< & \hat{p}_x < 0. \end{cases}$$

Moreover,

$$\hat{\Delta} = \begin{pmatrix} 0 & \Delta(x, \mathbf{p}) \\ -\Delta^*(x, \mathbf{p}) & 0 \end{pmatrix}, \quad \hat{p}_x = \begin{pmatrix} p_{x, \alpha} & 0 \\ 0 & p_{x, -\alpha} \end{pmatrix},$$

where  $\Delta(x, \mathbf{p})$  is the order parameter, and  $p_{x, \alpha}$  is the projection of the momentum on the Fermi surface on the axis  $x$ . Matrices  $\hat{v}$  have the same structure as  $\hat{p}_x$ .

BCs for the specular reflection of electrons from the boundary:  $p_{\parallel} = p_{\downarrow} \sin \vartheta_{\downarrow} = p_{\uparrow} \sin \vartheta_{\uparrow} = p_S \sin \vartheta_S$ , have

the form [32]:

$$\begin{aligned}
(\hat{g}_a^S)_d &= (\hat{g}_a^F)_d, \quad (\hat{\Upsilon}_a^S)_d = (\hat{\Upsilon}_a^F)_d, \\
(\sqrt{\hat{R}_\alpha} - \sqrt{\hat{R}_{-\alpha}})(\hat{\Upsilon}_a^+)_n &= \alpha_3(\hat{g}_a^-)_n, \\
(\sqrt{\hat{R}_\alpha} - \sqrt{\hat{R}_{-\alpha}})(\hat{\Upsilon}_a^-)_n &= \alpha_4(\hat{g}_a^+)_n, \\
-\hat{\Upsilon}_s^- &= \sqrt{\hat{R}_\alpha}(\hat{g}_s^+)_d + \alpha_1(\hat{g}_s^+)_n, \\
-\hat{\Upsilon}_s^+ &= (\hat{R}_\alpha)^{-\frac{1}{2}}(\hat{g}_s^-)_d + \alpha_2(\hat{g}_s^-)_n,
\end{aligned} \tag{3}$$

where  $\hat{g}_{a(s)}^\pm = 1/2[\hat{g}_{a(s)}^S \pm \hat{g}_{a(s)}^F]$ . Functions  $\hat{\Upsilon}_{a(s)}^\pm$  are determined analogously. In Eq. (3) and below the index  $d$  denotes the diagonal and  $n$  the nondiagonal part of the matrix ( $\hat{T}_{d(n)} = 1/2[\hat{T} \pm \tau_z \hat{T} \tau_z]$ ). GFs  $\hat{g}$  are connected with GFs being solutions of Eq. (2) by the following relationships [32]:

$$\begin{aligned}
(\hat{g}_s^S)_n &= (\hat{g}_s^F)_n \cos(\theta_\alpha) + i\hat{\tau}_z (\hat{g}_a^S)_n \sin(\theta_\alpha) \\
(\hat{g}_a^S)_n &= (\hat{g}_a^F)_n \cos(\theta_\alpha) + i\hat{\tau}_z (\hat{g}_s^S)_n \sin(\theta_\alpha) \\
(\hat{g}_s^F)_n &= (\hat{g}_s^F)_n \cos(\beta_\alpha^r) + i\hat{\tau}_z (\hat{g}_a^F)_n \sin(\beta_\alpha^r) \\
(\hat{g}_a^F)_n &= (\hat{g}_a^F)_n \cos(\beta_\alpha^r) + i\hat{\tau}_z (\hat{g}_s^F)_n \sin(\beta_\alpha^r) \\
(\hat{\Upsilon}^F)_n &= (\hat{\Upsilon}^F)_n e^{i \text{sign}(\hat{p}_x)(\theta_\alpha^r + \theta_{-\alpha}^r)/2} \\
\theta_\alpha &= \frac{\theta_\alpha^r - \theta_{-\alpha}^r}{2} - (\theta_\alpha^d - \theta_{-\alpha}^d); \quad \beta_\alpha^r = \frac{\theta_\alpha^r - \theta_{-\alpha}^r}{2}.
\end{aligned} \tag{4}$$

The diagonal parts of matrices  $\hat{g}$  are equal to the corresponding matrices  $\hat{g}$ . The explicit form of other functions  $\hat{\Upsilon}$  is not needed. These functions are found from BCs. Coefficients  $\alpha_i$  are:

$$\begin{aligned}
\alpha_{1(2)} &= \frac{1 + \sqrt{R_\uparrow R_\downarrow} \mp \sqrt{D_\uparrow D_\downarrow}}{\sqrt{R_\uparrow} + \sqrt{R_\downarrow}}, \\
\alpha_{3(4)} &= 1 - \sqrt{R_\uparrow R_\downarrow} \pm \sqrt{D_\uparrow D_\downarrow}.
\end{aligned}$$

When solving Eqs. (2), let us assume that the order parameter does not depend on the coordinate. Then for each metal the solutions are as follows:

$$\hat{g}(x, \mathbf{p}) = e^{-\text{sign}(\hat{p}_x)\hat{K}x} \hat{C}(\mathbf{p}) e^{\text{sign}(\hat{p}_x)\hat{K}x} + \hat{C}_0(\mathbf{p}) \tag{5}$$

$$\hat{\Upsilon}(x, \mathbf{p}) = e^{-\text{sign}(\hat{p}_x)\hat{K}x} \hat{\Upsilon} e^{-\text{sign}(\hat{p}_x)\hat{K}x}, \quad \hat{\Upsilon} = \hat{\Upsilon}(x=0, \mathbf{p}).$$

Matrices  $\hat{C}_0(\mathbf{p})$  are values of GFs  $\hat{g}$  far from the F/S boundary:

$$\hat{C}_0^S(\mathbf{p}) = \begin{pmatrix} g & f \\ f^+ & -g \end{pmatrix} = \frac{\begin{pmatrix} \varepsilon_n & -i\Delta(\mathbf{p}) \\ i\Delta^*(\mathbf{p}) & -\varepsilon_n \end{pmatrix}}{\sqrt{\varepsilon_n^2 + |\Delta(\mathbf{p})|^2}},$$

$$\hat{C}_0^F = \hat{\tau}_z \frac{\varepsilon_n}{|\varepsilon_n|}, \quad \Delta(\mathbf{p}) = \Delta_d(T) \cos(2\vartheta_S - 2\gamma). \tag{6}$$

In Eq. (6)  $\vartheta_S$  is the angle between the electron momentum in the superconductor and the x axis perpendicular to the contact plane and  $\gamma$  is the angle between the crystal  $a$  axis of the  $d$ -wave superconductor and the x axis.

GFs  $\hat{g}^F$  in (5) has to tend to  $\hat{C}_0^F$  at  $x \rightarrow -\infty$  and GFs  $\hat{g}^S$  to  $\hat{C}_0^S(\mathbf{p})$  at  $x \rightarrow \infty$ . By matrix multiplication in (5) we find that for the above to hold it is necessary that at  $x=0$  the relationship

$$\begin{aligned}
\hat{C}_0^F(\mathbf{p})\hat{C}^F(\mathbf{p}) &= -\hat{C}^F(\mathbf{p})\hat{C}_0^F(\mathbf{p}) = -\text{sign}(\hat{p}_x)\hat{C}^F(\mathbf{p}) \\
\hat{C}_0^S(\mathbf{p})\hat{C}^S(\mathbf{p}) &= \hat{C}^S(\mathbf{p})\hat{C}_0^S(\mathbf{p}) = \text{sign}(\hat{p}_x)\hat{C}^S(\mathbf{p})
\end{aligned} \tag{7}$$

holds. It follows from these relationships that at  $x=0$ :

$$\begin{aligned}
\hat{g}_s^S &= \hat{X} \hat{C}_a^S + \hat{X}, \quad \hat{g}_s^F = \hat{C}_0^F - \hat{C}_0^F \hat{C}_a^F \\
\hat{g}_a^F &\equiv \hat{C}_a^F, \quad \hat{g}_a^S = \hat{C}_a^S + \hat{C}_{0,a}^S,
\end{aligned} \tag{8}$$

where

$$\hat{X} = (1 + \hat{C}_{0,a}^S)(\hat{C}_{0,s}^S)^{-1}, \quad \hat{X} = \hat{\tau}_z (X)_d + (\hat{X})_n.$$

In Eq. (8)  $\hat{C}_{0,s(a)}^S$  are symmetric and antisymmetric combinations of the matrix  $\hat{C}_0^S(\mathbf{p})$  with respect to the projection of the Fermi momentum onto the x axis:  $\hat{C}_{0,s(a)}^S = 1/2[\hat{C}_0^S(p_x) \pm \hat{C}_0^S(-p_x)]$ ,  $\hat{X} = \hat{1}$ . Matrices  $\hat{\Upsilon}^{S(F)}$  satisfy the relationships:

$$\begin{aligned}
\hat{C}_0^F(\mathbf{p})\hat{\Upsilon}^F(\mathbf{p}) &= \hat{\Upsilon}^F(\mathbf{p})\hat{C}_0^F(\mathbf{p}) = -\text{sign}(\hat{p}_x)(\mathbf{p})\hat{\Upsilon}^F(\mathbf{p}) \\
\hat{C}_0^S(\mathbf{p})\hat{\Upsilon}^S(\mathbf{p}) &= \hat{\Upsilon}^S(\mathbf{p})\hat{C}_0^S(\mathbf{p}) = \text{sign}(\hat{p}_x)(\mathbf{p})\hat{\Upsilon}^S(\mathbf{p}),
\end{aligned} \tag{9}$$

being the condition for the functions  $\hat{\Upsilon}^F(x, \mathbf{p})$  and  $\hat{\Upsilon}^S(x, \mathbf{p})$  to tend to zero when  $x$  tends to  $-\infty$  and  $+\infty$  respectively. It follows from Eq. (2) that the function  $(\hat{\Upsilon}(x)^F)_n = \text{const} = 0$ , because for a ferromagnet  $[\hat{K}, (\hat{\Upsilon})_n]_+ = 0$  and  $\hat{\Upsilon}^F(x, \mathbf{p})$  has to tend to zero when  $x$  tends to  $-\infty$ . Then from the BCs (3) and relationships (4) it follows that

$$\alpha_3(\hat{g}_a^-)_n = \alpha_4(\hat{g}_a^+)_n, \quad \alpha_1(\hat{g}_s^+)_n = \alpha_2(\hat{g}_s^-)_n, \tag{10}$$

From the first equality in (10) we find the connection between functions  $(\hat{g}_a^F)_n$  and  $(\hat{g}_a^S)_n$ :

$$(\hat{g}_a^F)_n = \frac{\sqrt{D_\uparrow D_\downarrow}}{1 - \sqrt{R_\uparrow R_\downarrow}} (\hat{g}_a^S)_n.$$

By substituting this relation into the second equality in Eq. (10) and using the relations (4) and (8) we find  $(\hat{g}_a^F)_n$ :

$$\begin{aligned}
\hat{g}_a^F &= \hat{g}_a^F e^{-i\beta_\alpha^r \text{sign}(\varepsilon_n)} = -\frac{\sqrt{D_\uparrow D_\downarrow} \hat{\tau}_z (\hat{X})_n}{Z} \\
Z &= (1 - \sqrt{R_\uparrow R_\downarrow}) [X_d \cos(\theta_\alpha) + i \sin(\theta_\alpha)] \\
&+ (1 + \sqrt{R_\uparrow R_\downarrow}) \text{sign}(\varepsilon_n) [\cos(\theta_\alpha) + i X_d \sin(\theta_\alpha)].
\end{aligned} \tag{11}$$

From Eqs. (3) and (4) we find the rest functions necessary to calculate conductance Eq. (1) and calculate conductance at the ferromagnet side.

### C. Differential conductance of a point FIS contact

After carrying out the analytical continuation in these functions (substitution  $i\varepsilon_n$  for  $\varepsilon \pm \delta$  for retarded and advanced GFs, respectively), we obtain the expression for the conductance  $\sigma_{F/S}(V)$ , which for angles  $\gamma = 0$  and  $\gamma = \pi/4$  is as follows:

$$\begin{aligned} \sigma_{F/S}(V) &= \frac{e^2 A}{\pi} \int \frac{d\mathbf{p}_{\parallel}}{(2\pi)^2} \left\{ \int_{|\Delta(\vartheta_S)|}^{\infty} \frac{d\varepsilon}{2T} \left[ \frac{1}{\cosh^2(\frac{\varepsilon+eV}{2T})} \right. \right. \\ &\quad \left. \left. + \frac{1}{\cosh^2(\frac{\varepsilon-eV}{2T})} \right] \frac{\varepsilon \xi^R (D_{\uparrow} + D_{\downarrow}) + \varepsilon (\varepsilon - \xi^R) D_{\uparrow} D_{\downarrow}}{Z_{\uparrow}} + \right. \\ &\quad \left. \int_0^{|\Delta(\vartheta_S)|} \frac{d\varepsilon}{2T} \left[ \frac{D_{\uparrow} D_{\downarrow}}{\cosh^2(\frac{\varepsilon+eV}{2T})} + \frac{D_{\uparrow} D_{\downarrow}}{\cosh^2(\frac{\varepsilon-eV}{2T})} \right] \frac{|\Delta(\vartheta_S)|^2}{Z_{\downarrow}} \right\}. \end{aligned} \quad (12)$$

For  $\gamma = 0$ :

$$\begin{aligned} \Delta(\vartheta_S) &= |\Delta_d| \cos(2\vartheta_S) \quad (13) \\ Z_{\uparrow} &= [\varepsilon(1-W) + \xi(1+W)]^2 + 4W |\Delta(\vartheta_S)|^2 \sin^2(\theta_{\alpha}) \\ Z_{\downarrow} &= [1 + 2W \cos(2\theta_{\alpha}) + W^2] |\Delta(\vartheta_S)|^2 - 4W \varepsilon^2 \cos(2\theta_{\alpha}) \\ &\quad - \frac{16W^2 (|\Delta(\vartheta_S)|^2 - \varepsilon^2) \varepsilon^2 \sin^2(2\theta_{\alpha})}{[1 + 2W \cos(2\theta_{\alpha}) + W^2] |\Delta(\vartheta_S)|^2 - 4W \varepsilon^2 \cos(2\theta_{\alpha})} \\ W &= \sqrt{R_{\uparrow} R_{\downarrow}}; \quad \xi = \sqrt{\varepsilon^2 - |\Delta(\vartheta_S)|^2}. \end{aligned}$$

For  $\gamma = \pi/4$ :

$$\begin{aligned} \Delta(\vartheta_S) &= |\Delta_d| \sin(2\vartheta_S) \quad (14) \\ Z_{\uparrow} &= [\varepsilon(1+W) + \xi(1-W)]^2 - 4W |\Delta(\vartheta_S)|^2 \sin^2(\theta_{\alpha}) \\ Z_{\downarrow} &= [1 - 2W \cos(2\theta_{\alpha}) + W^2] |\Delta(\vartheta_S)|^2 + 4W \varepsilon^2 \cos(2\theta_{\alpha}) \\ &\quad - \frac{16W^2 (|\Delta(\vartheta_S)|^2 - \varepsilon^2) \varepsilon^2 \sin^2(2\theta_{\alpha})}{[1 - 2W \cos(2\theta_{\alpha}) + W^2] |\Delta(\vartheta_S)|^2 + 4W \varepsilon^2 \cos(2\theta_{\alpha})}. \end{aligned}$$

For  $\gamma = 0$ ,  $\theta_{\alpha} = 0$  the expression for conductance obtained in paper [32] follows from Eq. (12). In the case of a nonmagnetic metal, when  $D_{\uparrow} = D_{\downarrow}$  this expression is the same as that obtained in paper [44], and for  $D = 1/(1+Z^2)$  this expression is the same as that obtained in paper [45].

### III. ANDREEV REFLECTION

The calculation of quasiclassical GFs in the expression for conductance allows one to conclude that for energies lower than  $|\Delta(\vartheta_S)|$  ( $\varepsilon^2 < |\Delta|^2$ )

$$\begin{aligned} [1 - \hat{g}_s^A \tau_z \hat{g}_s^R \hat{\tau}_z - \hat{g}_a^A \hat{\tau}_z \hat{g}_a^R \hat{\tau}_z + \hat{\Upsilon}_s^A \hat{\tau}_z \hat{\Upsilon}_s^R \hat{\tau}_z \\ - \hat{\Upsilon}_a^A \hat{\tau}_z \hat{\Upsilon}_a^R \hat{\tau}_z] = 4[-\hat{g}_a^A \hat{\tau}_z \hat{g}_a^R \hat{\tau}_z] \sim \hat{1}. \end{aligned} \quad (15)$$

The comparison of the form of under-gap conductances in Eq.(1) and that of the corresponding Eq. (25) in paper

[45] shows that the matrix elements  $(\hat{g}_a^R)^F$  and  $(\hat{g}_a^A)^F$  are the amplitudes of the Andreev reflection probability  $a(\varepsilon, \theta_{\alpha})$  in FIS contacts. Let us take as  $a(\varepsilon, \theta_{\alpha})$  the matrix elements of  $(\hat{g}_a^R)^F$ :

$$a(\gamma, \varepsilon, \theta_{\alpha}) = \frac{\sqrt{D_{\uparrow} D_{\downarrow}} \Delta(\vartheta_S)}{Z(\gamma)}, \quad (16)$$

where

$$\begin{aligned} Z(0) &= (1 - \sqrt{R_{\uparrow} R_{\downarrow}}) [\varepsilon \cos(\theta_{\alpha}) - \sqrt{|\Delta(\vartheta_S)|^2 - \varepsilon^2} \sin(\theta_{\alpha})] \\ &\quad + i(1 + \sqrt{R_{\uparrow} R_{\downarrow}}) [\sqrt{|\Delta(\vartheta_S)|^2 - \varepsilon^2} \cos(\theta_{\alpha}) + \varepsilon \sin(\theta_{\alpha})]. \\ Z(\pi/4) &= (1 + \sqrt{R_{\uparrow} R_{\downarrow}}) [\varepsilon \cos(\theta_{\alpha}) - \sqrt{|\Delta(\vartheta_S)|^2 - \varepsilon^2} \sin(\theta_{\alpha})] \\ &\quad + i(1 - \sqrt{R_{\uparrow} R_{\downarrow}}) [\sqrt{|\Delta(\vartheta_S)|^2 - \varepsilon^2} \cos(\theta_{\alpha}) + \varepsilon \sin(\theta_{\alpha})]. \end{aligned}$$

The presence of the imaginary part in functions  $a(\gamma, \varepsilon, \theta_{\alpha})$  means that Andreev reflection is accompanied by the phase shift. The Andreev reflection probability  $A_{\alpha}(\gamma, \varepsilon)$  ( $A_{\alpha}(\gamma, \varepsilon) = a(\gamma, \varepsilon, \theta_{\alpha}) a^*(\gamma, \varepsilon, \theta_{\alpha})$ ) is:

$$A_{\alpha}(\gamma, \varepsilon) = \frac{D_{\uparrow} D_{\downarrow} |\Delta(\vartheta_S)|^2}{|Z(\gamma)|^2} \quad (17)$$

$$\begin{aligned} |Z(0)|^2 &= [1 - \sqrt{R_{\uparrow} R_{\downarrow}}]^2 |\Delta(\vartheta_S)|^2 \\ &\quad + 4 \sqrt{R_{\uparrow} R_{\downarrow}} [\sqrt{|\Delta(\vartheta_S)|^2 - \varepsilon^2} \cos(\theta_{\alpha}) + \varepsilon \sin(\theta_{\alpha})]^2. \\ |Z(\pi/4)|^2 &= [1 - \sqrt{R_{\uparrow} R_{\downarrow}}]^2 |\Delta(\vartheta_S)|^2 \\ &\quad + 4 \sqrt{R_{\uparrow} R_{\downarrow}} [\sqrt{|\Delta(\vartheta_S)|^2 - \varepsilon^2} \sin(\theta_{\alpha}) - \varepsilon \cos(\theta_{\alpha})]^2. \end{aligned}$$

It follows from this equation that: (1) in terms of paper [40] spin-mixing angle  $\Theta$  for FIS contact is equal to  $\theta_{\alpha}$  (for SFS and NFS contacts  $\Theta = \theta_{\uparrow}^r - \theta_{\downarrow}^r = \theta_{\uparrow}^d - \theta_{\downarrow}^d$  [29], [30], [40]); (2) for  $\gamma = 0$ , for  $\theta_{\alpha} < 0$  the Andreev reflection probability of the electron excitation with the spin projection  $\alpha$  is larger than that of the hole excitation; for  $\theta_{\alpha} > 0$  the Andreev reflection probability of the hole excitation with the spin projection  $\alpha$  is larger than that of the electron excitation; for  $\gamma = \pi/4$  the relation is reverse; (3) the Andreev reflection probability has maxima at  $\varepsilon = \varepsilon_b(\gamma)$  (at the values of the energy of electron (hole) excitations corresponding to the energy levels of Andreev surface bound states); .

The energy of bound states is:

$$\begin{aligned} \varepsilon_b(0) &= \begin{cases} -|\Delta(\vartheta_S)| \cos(\theta_{\alpha}) & \text{for } (\pi/2) > \theta_{\alpha} > 0, \\ |\Delta(\vartheta_S)| \cos(\theta_{\alpha}) & \text{for } -(\pi/2) < \theta_{\alpha} < 0, \end{cases} \quad (18) \\ \varepsilon_b(\frac{\pi}{4}) &= \begin{cases} |\Delta(\vartheta_S)| |\sin(\theta_{\alpha})| & \text{for } (\pi/2) > \theta_{\alpha} > 0 \\ -|\Delta(\vartheta_S)| |\sin(\theta_{\alpha})| & \text{for } -(\pi/2) < \theta_{\alpha} < 0. \end{cases} \end{aligned}$$

Andreev surface bound states are formed in a superconductor due to the interference of electron-like and hole-like particles with different spin-dependent phase shifts. To demonstrate this, let us consider diagrams in Fig. 1, corresponding to Andreev reflection of an electron with

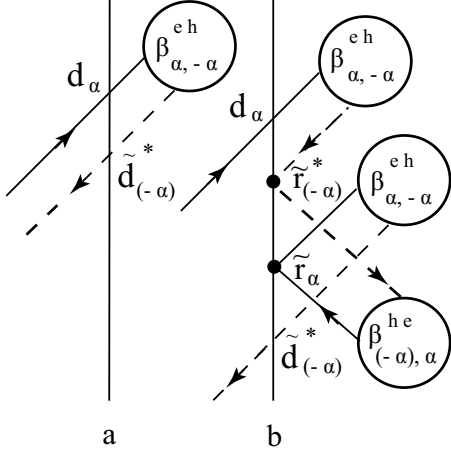


FIG. 1: Structure of the diagrams corresponding to Andreev reflection in the superconductor: diagram a) one-act process; diagram b) two-act process. The vertex  $\circ$  is Andreev reflection of electron-like (solid lines) and hole-like (broken lines) quasiparticles by the pair potential. The vertex  $\bullet$  is the normal reflection of electron-like and hole-like quasiparticles by the barrier potential. When the solid line transforms into the broken line,  $\circ$  denotes the vertex  $\beta_{\alpha, -\alpha}^{eh}$ . When the broken line transforms into the solid line,  $\circ$  denotes the vertex  $\beta_{-\alpha, \alpha}^{he}$ . Parameters  $d_\alpha$ ,  $\tilde{d}_\alpha$ ,  $r_\alpha$  and  $\tilde{r}_\alpha$  are related as follows:  $\tilde{d}_\alpha = d_\alpha p_x^S/p_{x,\alpha}^F$ ;  $\tilde{r}_\alpha = -r_\alpha^* d_\alpha/d_\alpha^*$ ;  $D_\alpha = d_\alpha \tilde{d}_\alpha^*$  [44].

the spin projection  $\alpha$  and the energy less than  $|\Delta|$  transmitted from a ferromagnet into a superconductor. The amplitude  $a(\varepsilon, \theta_\alpha)$  is:

$$a(\varepsilon, \theta_\alpha) = d_\alpha \tilde{d}_{-\alpha}^* \beta_{\alpha, -\alpha}^{eh} [1 + \tilde{r}_{-\alpha}^* \tilde{r}_\alpha \beta_{\alpha, -\alpha}^{eh} \beta_{-\alpha, \alpha}^{he}] + (\tilde{r}_{-\alpha}^* \tilde{r}_\alpha \beta_{\alpha, -\alpha}^{eh} \beta_{-\alpha, \alpha}^{he})^2 + \dots = \frac{d_\alpha \tilde{d}_{-\alpha}^* \beta_{\alpha, -\alpha}^{eh}}{1 - \tilde{r}_{-\alpha}^* \tilde{r}_\alpha \beta_{\alpha, -\alpha}^{eh} \beta_{-\alpha, \alpha}^{he}} = \frac{\sqrt{D_\alpha D_{-\alpha}} p_{x,\alpha}^F / p_{x,-\alpha}^F e^{i\theta_\alpha^r} \beta_{\alpha, -\alpha}^{eh}}{e^{i\theta_\alpha} - e^{-i\theta_\alpha} \sqrt{R_\alpha R_{-\alpha}} \beta_{\alpha, -\alpha}^{eh} \beta_{-\alpha, \alpha}^{he}}. \quad (19)$$

The corresponding probability of Andreev reflection is:

$$A(\varepsilon, \theta_\alpha) = \frac{D_\alpha D_{-\alpha} p_{x,\alpha}^F / p_{x,-\alpha}^F \beta_{\alpha, -\alpha}^{eh} \beta_{-\alpha, \alpha}^{he}}{1 + R_\alpha R_{-\alpha} |\beta_{\alpha, -\alpha}^{eh}|^2 |\beta_{-\alpha, \alpha}^{he}|^2 - Q} \quad (20)$$

$$Q = \sqrt{R_\alpha R_{-\alpha}} [\cos(2\theta_\alpha) [\beta_{\alpha, -\alpha}^{eh} \beta_{-\alpha, \alpha}^{he} + \beta_{\alpha, -\alpha}^{*eh} \beta_{-\alpha, \alpha}^{*he}] + i \sin(2\theta_\alpha) [\beta_{\alpha, -\alpha}^{*eh} \beta_{-\alpha, \alpha}^{*he} - \beta_{\alpha, -\alpha}^{eh} \beta_{-\alpha, \alpha}^{he}]]$$

By comparing formulas (16, 17) with formulas (19, 20) we find following expressions for the vertices  $\beta_{\alpha, -\alpha}^{eh}$  and  $\beta_{-\alpha, \alpha}^{he}$  for  $\gamma = 0$ :

$$\beta_{\alpha, -\alpha}^{eh} = \sqrt{\frac{p_{x,-\alpha}^F}{p_{x,\alpha}^F}} \frac{\varepsilon - i \sqrt{|\Delta(\vartheta_S)|^2 - \varepsilon^2}}{|\Delta(\vartheta_S)|} \frac{\Delta(\vartheta_S)}{|\Delta(\vartheta_S)|} \quad (21)$$

$$\beta_{-\alpha, \alpha}^{he} = \sqrt{\frac{p_{x,\alpha}^F}{p_{x,-\alpha}^F}} \frac{\varepsilon - i \sqrt{|\Delta(\vartheta_S)|^2 - \varepsilon^2}}{|\Delta(\vartheta_S)|} \frac{\Delta^*(\vartheta_S)}{|\Delta(\vartheta_S)|}.$$

For  $\gamma = \pi/4$  the expression for the vertex  $\beta_{\alpha, -\alpha}^{he}$  is of the opposite sign. It follows from formulas (20) and (21) that in the absence of the interferential term  $Q$  the probability of Andreev reflection is a constant (independent of the energy  $\varepsilon$ ) quantity. The interference of electron-like and hole-like particles reflected by the pair potential and interface results in the formation of Andreev surface bound states. For  $\gamma = 0$  at  $\theta_\alpha = 0$  the maximum in the probability of Andreev reflection is at  $\varepsilon = \pm |\Delta_d|$  as in [45]. At  $\theta_\alpha = \pm \pi/2$  Andreev surface bound states with the width  $\Gamma$ :

$$\Gamma = \frac{(1 - \sqrt{R_\uparrow R_\downarrow}) |\Delta(\vartheta_S)|}{2 \sqrt[4]{R_\uparrow R_\downarrow}} \quad (22)$$

are formed at  $\varepsilon = 0$  on the Fermi level. For  $\gamma = \pi/4$  the spin degeneracy of the level on the Fermi surface [33] at  $\theta_\alpha \neq 0$  is removed. Electron-like and hole-like quasiparticles form separate energy levels inside the energy gap.

#### IV. APPEARANCE OF ANDREEV BOUND STATES IN CONDUCTANCE OF THE FIS CONTACT

We present below the results of numerical calculations of copconductance of the FIS contact accounting for the phase shifts. In the numerical calculations the relation between Fermi momenta of contacting metals was the following:  $p_S = (p_\uparrow + p_\downarrow)/2$ . Calculations are carried out for a rectangular barrier with the height  $U$  counted off the bottom of the conduction band of a superconductor. The electron wave function in the isolator  $\chi(x)$  is as follows:

$$\chi(x) = C_1 \exp(\mu x) + C_2 \exp(-\mu x),$$

where  $\mu = \sqrt{k^2 + p_\parallel^2}$ ;  $k^2 = 2m_b(U - E_F^S)$ ;  $E_F^S$  is the Fermi energy of a superconductor,  $m_b$  is the mass of an electron in a barrier. In this case the expressions for  $\theta_\alpha^d$  and  $\theta_\alpha^r$  have the following form:

$$\theta_\alpha^d = \tilde{\theta}_\alpha^d - i \frac{1}{2} (p_{x,\alpha}^F + p_x^S) d; \quad \theta_\alpha^r = \tilde{\theta}_\alpha^r - i p_{x,\alpha}^F d$$

$$\tilde{\theta}_\alpha^d = \arctan \left( \frac{(p_{x,\alpha}^F p_x^S - \mu^2) \tanh(\mu d)}{\mu (p_{x,\alpha}^F + p_x^S)} \right) \quad (23)$$

$$\tilde{\theta}_\alpha^r = \arctan \left( \frac{2\mu p_{x,\alpha}^F [\mu^2 + (p_x^S)^2] \tanh(\mu d)}{Z} \right)$$

$$Z = \mu^2 [(p_x^S)^2 - (p_{x,\alpha}^F)^2] + [\mu^2 - p_x^S p_{x,\alpha}^F]^2 \tanh^2(\mu d),$$

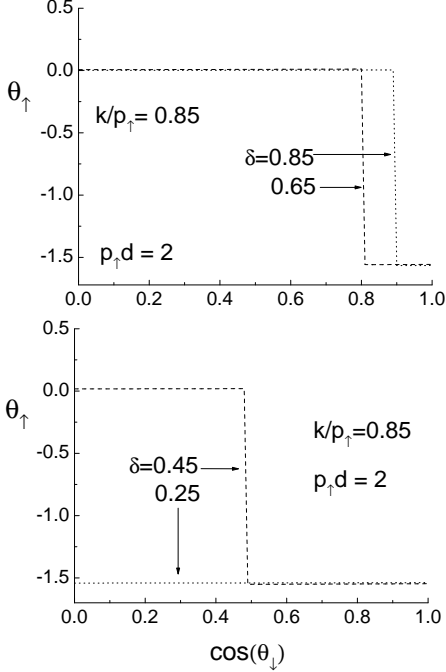


FIG. 2: Dependence of the angle  $\theta_{\uparrow}$  on  $\cos(\vartheta_{\downarrow})$  for various values of the polarization of a ferromagnet  $\delta$  ( $\delta = p_{\downarrow}/p_{\uparrow} < 1$ ).

so that the angle  $\theta_{\alpha}$  [ $\theta_{\alpha} = (\theta_{\alpha}^r - \theta_{-\alpha}^r)/2 - (\theta_{\alpha}^d - \theta_{-\alpha}^d)$ ] =  $(\tilde{\theta}_{\alpha}^r - \tilde{\theta}_{-\alpha}^r)/2 - (\tilde{\theta}_{\alpha}^d - \tilde{\theta}_{-\alpha}^d)$  does not depend on the location of the barrier.

Figure 2 shows the dependences of the angle  $\theta_{\uparrow}$  on  $\cos(\vartheta_{\downarrow})$ . All angles are connected by specular reflection  $p_{\parallel} = p_{\downarrow} \sin \vartheta_{\downarrow} = p_{\uparrow} \sin \vartheta_{\uparrow} = p_S \sin \vartheta_S$ . Figure 2 shows that the angle  $\theta_{\uparrow}$ , being a combination of phase shifts  $\theta_{\alpha}^d$  and  $\theta_{\alpha}^r$ , has a jump for a part of electron trajectories passing through the contact region. As the polarization of a ferromagnet  $\delta$  ( $\delta = p_{\downarrow}/p_{\uparrow} < 1$ ) increases, the part of electron trajectories with phase shifts experiencing a jump increases as well and at high values of the polarization of the ferromagnet for all electron trajectories  $\theta_{\uparrow} \sim -\pi/2, \theta_{\downarrow} \sim +\pi/2$ . For a rectangular model of the potential barrier the angle  $\theta_{\alpha}$  is of the order of  $(\mp\pi/2)$  only for  $k/p_{\uparrow} \leq 1$ . At  $k/p_{\uparrow} > 1$  the angle  $\theta_{\alpha} \ll 1$ .

Figure 3 shows the results of numerical calculations of normalized conductance of the FIS contact  $\sigma_{F/S}(V)/\sigma_0$  for the (100) oriented d - wave superconductor accounting for and not accounting for phase shifts. Not accounting for the angle  $\alpha$  (dashed lines), the plots illustrate the suppression of Andreev reflection due to the decrease of conducting channels determined by the number of conducting channels in the subband with a lower value of the Fermi momentum (in this case it is  $p_{F\downarrow}$ ) as the polarization of ferromagnet increases. The appearance of

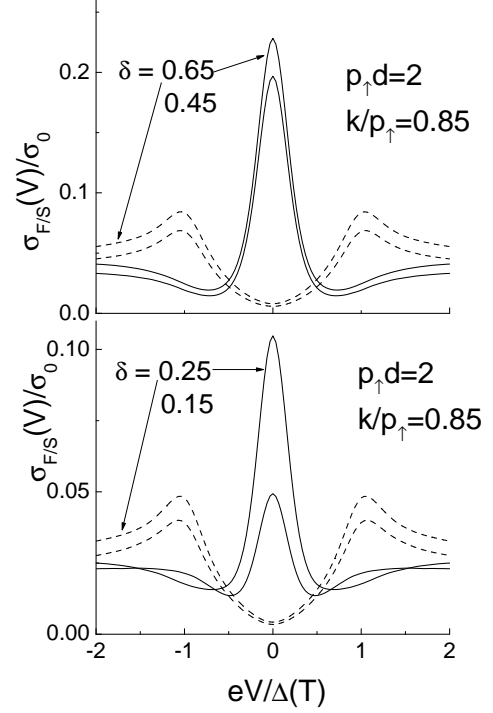


FIG. 3: Conductance as a function of the applied potential for (100)-oriented d - wave superconductor ( $\gamma = 0$ ) for various values of the polarization of ferromagnet  $\delta$  not accounting for (dashed lines) and accounting for (solid lines) phase shifts.

electron trajectories with a jump of the angle  $\theta_{\alpha}$  form Andreev bound states on the Fermi surface ( $\varepsilon_{\alpha}^b(0) = 0$ ) (18). It results in the appearance of a peak at the zero potential in the dependence  $\sigma_{F/S}(V)$ . As  $\delta$  increases, the portion of electron trajectories around the normal to the contact plane participating in the formation of levels close to the Fermi level of a superconductor increases (Fig. 1), however it does not compensate the decrease of conductance at the zero potential due to the decrease of conducting channels. As a result, with increasing polarization of ferromagnet the peak at the zero potential in the dependence  $\sigma_{F/S}(V)/\sigma_0$  decreases.

Figure 4 shows the results of the numerical calculations of normalized conductance of the FIS contact  $\sigma_{F/S}(V)/\sigma_0$  for the (110) -oriented d - wave superconductor ( $\gamma = \pi/4$ ). A part of electron trajectories without a jump of the angle  $\theta_{\alpha}$  forms the Andreev bound state on the Fermi surface manifested in the conductance peak at the zero potential. The other part of electron trajectories with a jump of the angle  $\theta_{\alpha}$  forms the Andreev surface bound state with the energy of about  $|\Delta_d \sin(2\vartheta_S)|$  manifested in the conductance peak at the potential close to  $|\Delta_d|$ . At increasing polarization of ferromagnet all electron trajectories have a jump of the angle  $\theta_{\alpha}$ . As a result, the peak in conductance at the zero potential disappears and at the potential close to  $\pm|\Delta_d \sin(2\vartheta_S)|$  it increases.

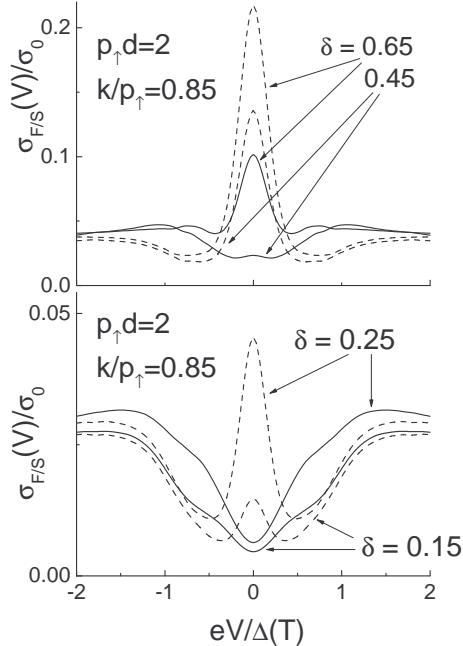


FIG. 4: Conductance as a function of applied potential for the (1 1 0)-oriented d - wave superconductor ( $\gamma = \pi/4$ ) for various values of the polarization of ferromagnet  $\delta$  not accounting for (dashed lines) and accounting for (solid lines) the angle  $\theta_\alpha$ .

Plots in Fig. 4 demonstrate a tendency to the decrease of the value of the peak in conductance at the zero poten-

tial (the decrease of the portion of electron trajectories forming the level on the Fermi surface) and the increase of conductance at the potential close to the edge of the superconducting gap (the increase of the portion of electron trajectories forming the jump of the phase shift  $\theta_\alpha$ ) with increasing polarization of ferromagnet.

Thus, in this paper the ballistic conductance of the point FIS contact is calculated. The dependence of the Andreev bound states on the spin-dependent phase shifts of electron waves reflected from and passed through the potential barrier is found.

The influence of spin-dependent phases of electron waves passing through and reflected by the non-magnetic potential barrier on the Andreev reflection in the structure ferromagnet/isolator/singlet superconductor with the order parameter having the  $d_{x^2-y^2}$  symmetry is studied. It is found that due to the interference of electron-like and hole-like quasiparticles reflected by the pair potential and interface, in a superconductor, spin-dependent energy levels inside the superconducting gap are formed at a distance of the order of the coherence length. The appearance of these levels in conductance of the FIS contact is considered in the rectangular model of the potential barrier. Features of the dependence of the conductance of the FIS contact on the applied potential may be used to determine the polarization of ferromagnets by comparing these analytical expressions for the conductance of the FIS contact with experimental data.

The work is supported by the Russian Foundation for Basic Research, grant 06-02-17233.

- 
- [1] Buzdin, A. I., L. N. Bulaevskii, and S. V. Panyukov, Pis'ma Zh. Eksp. Teor. Fiz. **35**, 147 (1982) [JETP Lett. **35**, 178-180 (1982)].
  - [2] E. A. Demler, G. B. Arnold, and M. R. Beasley, Phys. Rev. B **55**, 15 174 (1997).
  - [3] A.A. Golubov, M.Yu. Kupriyanov, E.II'ichev, Rev. Mod. Phys. **76**, 411 (2004).
  - [4] A.I. Buzdin, Rev. Mod. Phys. **77**, 935 (2005).
  - [5] V. V. Ryazanov, V. A. Oboznov, A. Yu. Rusanov, A. V. Veretennikov, A. A. Golubov, and J. Aarts, Phys. Rev. Lett. **86**, 2427 (2001).
  - [6] S. Oh, D. Youm, and M. R. Beasley, Appl. Phys. Lett. **71** 2376, (1997).
  - [7] T. W. Clinton and M. Johnson, Appl. Phys. Lett. **70**, 1170 (1997).
  - [8] L. R. Tagirov, Phys. Rev. Lett. **83**, 2058 (1999).
  - [9] A. I. Buzdin, A. V. Vedyayev, and N. V. Ryzhanova, Europhys. Lett. **48**, 686 (1999).
  - [10] D. Huertas-Hernando, Yu.V. Nazarov, and W. Belzig, Phys. Rev. Lett. **88**, 47003 (2002).
  - [11] E. Terzioglu and M. R. Beasley, IEEE Trans. Appl. Supercond. **8**, 48 (1998).
  - [12] A. V. Ustinov, V. K. Kaplunenko, J.Appl. Phys. **94** 5405, (2003).
  - [13] L. B. Ioffe et al., Nature (London) **415**, 503 (2002).
  - [14] M.J.M. de Jong and C.W.J. Beenakker, Rhys. Rev. Lett. **74**, 1657 (1995).
  - [15] S.K. Upadhyay, A. Palanisami, R.N. Louie, and R.A. Buhrman, Rhys. Rev. Lett. **81**, 3247 (1998).
  - [16] R.J. Soulen, J.M. Byers, M.S. Osofsky et ai., Science **282**, 85 (1998); Journ. Appl. Phys. **85**, 4589 (1999).
  - [17] Perez-Willard, J. C. Cuevas, C. Surgers, P. Pfundstein, J. Kopu, M. Eschrig, and H. v. Lohneysen, Phys. Rev. B **69**, 140502(R) (2004).
  - [18] A. I. D'yachenko, V. A. D'yachenko, V. Yu. Tarenkov, and V. N. Krivoruchko, Phys. Solid State **48**, 432 (2006).
  - [19] P. Chalsani, S. K. Upadhyay, O. Ozatay, and R. A. Buhrman, Phys. Rev. B, **75**, 94417 (2007).
  - [20] V.A. Vas'ko, K.R. Nikolaev, V.A. Larkin, P.A. Kraus, and Goldman, Appl. Phys. Lett. **73**, 844 (1998).
  - [21] Z.W. Dong, et al., Appl. Phys. Lett. **71**, 1718 (1997).
  - [22] Z.Y. Chen, A. Biswas, I. Zutic, T. Wu, S. B. Ogale, R. L. Greene, and T. Venkatesan, Phys. Rev. B **63**, 212508 (2001).
  - [23] P.S. Luo, H. Wu, F.C. Chang, C. Cai, X.Y. Qi, X.L. Dong, W. Liu, X.F. Dian, B. Xu, L.X. Cao, X.G. Qiu, and B.R. Zhao, Phys. Rev. B **71**, 94502 (2005).
  - [24] F. J. Jedema, A. T. Filip, and B. J. van Wees, Nature (London) **410**, 345 (2001).
  - [25] M. Urech, V. Korenivski, N. Poli, and D. B. Haviland,

- Nano Lett. **6**, 871 (2006).
- [26] B. Huang, D. J. Monsma, and I. Appelbaum, Phys. Rev. Lett. **99**, 177209 (2007).
- [27] T. Tokuyashu, J.A. Sauls, and D. Rainer, Phys. Rev. B, **38**, 8823 (1988).
- [28] M. Fogelström, Phys. Rev. B, **62**, 11812 (2000).
- [29] Y.S. Barash, and I.V. Babkova, Phys. Rev. B, **65**, 144502 (2002).
- [30] E. Zhao, T. Löfwander, and J.A. Sauls, Phys. Rev. B, **70**, 134503 (2004).
- [31] A. Cottet, W. Belzig, Phys. Rev. B **77**, 64517 (2008).
- [32] B.P. Vodopyanov, Pis'ma v ZhETF **87**, 379 (2008) [JETP Letters **87**, 328 (2008)].
- [33] C.R. Hu, Phys. Rev. Lett. **72**, 1526 (1994).
- [34] D.J. Van Harlingen, Rev. Mod. Phys. **67**, 515 (1995).
- [35] Y. Asano, Y. Tanaka, S. Kashiwaya, Phys. Rev. B, **69**, 134501 (2004).
- [36] Y. Tanaka, S. Kashiwaya, Phys. Rev. Lett. **74**, 3451 (1995).
- [37] I. Zutic and O.T. Valls, Phys. Rev. B **61**, 1555 (2000).
- [38] B.P. Vodopyanov, Pis'ma v ZhETF **81**, 192 (2005) [JETP Letters **81**, 156 (2005)].
- [39] A. Millis, D. Rainer, and J.A. Sauls, Phys. Rev. B, **38**, 4504 (1988).
- [40] M. Fogelström, Phys. Rev. B, **62**, 11812 (2000).
- [41] M. Eschrig, Phys. Rev. B, **61**, 9061 (2000).
- [42] A. Shelankov, and M. Ozana, Phys. Rev. B, **61**, 7077 (2000).
- [43] B.P. Vodopyanov, L.R. Tagirov, Pis'ma v ZhETF **77**, 153 (2003) [JETP Letters **77**, 126 (2003)].
- [44] A.V. Zaitsev, ZhETF, **86**, 1742 (1984) [Sov.Phys.JETP, **59**, 1015 (1984)].
- [45] G.E. Blonder, M. Tinkham, and T.M. Klapwijk, Phys. Rev. B, **25**, 4515 (1982).