

Charmonium suppression at RHIC and SPS: a hadronic baseline

D. Prorok,^{1,*} L. Turko,^{1,†} and D. Blaschke^{1,2,‡}

¹*Instytut Fizyki Teoretycznej, Uniwersytet Wrocławski, 50-204 Wrocław, Poland*

²*Bogoliubov Laboratory for Theoretical Physics, JINR Dubna, 141980 Dubna, Russia*

(Dated: November 2, 2009)

A kinetic equation approach is applied to model anomalous J/ψ suppression at RHIC and SPS by absorption in a hadron resonance gas which successfully describes statistical hadron production in both experiments. The puzzling rapidity dependence of the PHENIX data is reproduced as a geometric effect due to a longer absorption path for J/ψ production at forward rapidity.

PACS numbers: 14.40.Gx, 24.10.Pa, 25.75.-q

I. INTRODUCTION

The effect of J/ψ suppression [1] is one of the diagnostic tools to prove quark-gluon plasma (QGP) formation in heavy-ion collisions. After a rich phenomenology provided by the CERN-SPS experiments NA3, NA38, NA50 and NA60, which nevertheless could not unambiguously prove QGP formation, the situation became even more complex due to first results from RHIC experiments PHENIX and STAR. New experiments are planned at CERN-LHC and FAIR-CBM, for a recent review, see [2]. In order to make progress in the interpretation of experimental findings it is important to define benchmarks, such as a baseline from a statistical kinetic model provided in this communication, which is based on a purely hadronic description.

Measurements of J/ψ suppression in Au-Au and Cu-Cu collisions by STAR and PHENIX experiments [3, 4, 5] brought up two unexpected results. First, at forward rapidity J/ψ is more suppressed than at midrapidity. Second, the dependence of J/ψ suppression at midrapidity on the number of participants N_{part} [5, 6] coincides with the one observed at SPS Pb-Pb collisions by the NA50 experiment [7]. Two different mechanisms to explain those RHIC data are usually considered in the literature: recombination [8, 9, 10, 11] or statistical coalescence [12, 13, 14, 15] and nuclear effects [16, 17, 18].

We present a systematic step towards a general description of J/ψ absorption in the framework of a statistical analysis. The formalism allows [19, 20] for a unified description of the data from the NA38 and NA50 experiments at CERN and from the PHENIX experiment at RHIC. Both PHENIX results, concerning rapidity and N_{part} dependences of J/ψ suppression in Au-Au and Cu-Cu collisions are simultaneously reproduced.

The J/ψ absorption is caused here by the effective hadronic medium consisting of a multi-component non-interacting hadron resonance gas (HRG). All hadrons

from the lowest up to 2 GeV mass are taken into account as constituents of the matter. The gas is in thermal equilibrium and expands longitudinally and transversally according to relativistic hydrodynamics [21]. J/ψ suppression is the result of inelastic scattering on constituents of the HRG and on nucleons in the cold nuclear matter (CNM) of the colliding ions. Both sources of J/ψ suppression, namely absorption in CNM and HRG, are considered simultaneously.

The model applied here is a straightforward generalization of the model of Refs. [19, 22] to include the non-zero rapidity case. In our model, J/ψ suppression is the result of a J/ψ final state absorption in a confined medium through interactions of the type

$$J/\psi + h \longrightarrow D + \bar{D} + X, \quad (1)$$

where h denotes a hadron, D is a charm meson and X stands for a particle which assure conservation laws (charge, baryon number, strangeness). According to the above assumption, charmonium states can be absorbed first in nuclear matter and soon after in the hadron gas. In our phenomenological analysis we assume universal cross sections for baryons, with the appropriate thresholds for their dissociation reactions but energy-independent, $\sigma_{J/\psi N} = 4$ mb. This choice corresponds to the absorption cross section $\sigma_{\text{abs}} = 4.2 \pm 0.5$ mb for J/ψ in cold nuclear matter measured in p-A collisions by the NA50 experiment [23], shown to be compatible [18] with recent d-Au data from the PHENIX experiment [24]. The absorption cross section for meson impact is taken as $\sigma_m = 2\sigma_{J/\psi N}/3$, according to quark counting rules.

We adopt the following scenario for our model. An A-A collision at impact parameter b generates an almond shaped overlap region S_{eff} as presented in Fig. 1. A $c\bar{c}$ pair is created at the moment $t = 0$, which corresponds to the maximal overlap of the nuclei. After about half of the time the nuclei need to cross each other, matter appears in the central region. We assume that soon thereafter matter thermalizes and this moment, t_0 , is estimated at about 1 fm/c. Then matter starts to expand and cool according to relativistic hydrodynamics (for details see [19, 20, 21, 22]) until reaching the freeze-out temperature $T_{\text{f.o.}}$ and subsequently freely streaming towards the detectors.

*Electronic address: prorok@ift.uni.wroc.pl

†Electronic address: lturko@ift.uni.wroc.pl

‡Electronic address: blaschke@ift.uni.wroc.pl

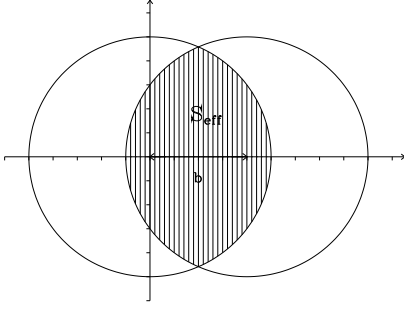


FIG. 1: View of a A-A collision at impact parameter b in the transverse plane $\vec{s} = (x, y, z = 0)$. The region where the nuclei overlap has been hatched and its area is S_{eff} .

The transverse expansion starts in the form of a rarefaction wave moving inward S_{eff} . The evolution is decomposed into a longitudinal expansion inside a slice bordered by the front of the rarefaction wave and the transverse expansion. The rarefaction wave moves radially inward with the sound velocity c_s . Since the temperature (and hadron gas density) decreases rapidly outside the wave, we shall ignore possible J/ψ scattering there. We denote by t_{esc} the moment of crossing the border of the rarefaction front.

Inside the region bordered by the front of the rarefaction wave the hydrodynamic evolution ceases when the freeze-out temperature is reached, here we take $T_{f.o.} = 150$ MeV what is suggested by the statistical model analysis of the PHENIX data [25, 26]. So J/ψ is subject to absorption for the time $t_{final} = \min\{\langle t_{esc} \rangle, t_{f.o.}\}$ where $\langle t_{esc} \rangle$ is the mean time until it escapes the hadron gas region and $t_{f.o.}$ is the time when it passes the kinetic freeze-out surface for its absorption reactions. The rapidity dependence of t_{final} is crucial for the description of J/ψ RHIC absorption processes.

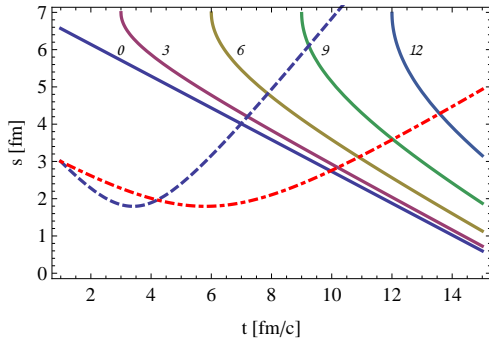


FIG. 2: J/ψ (dashed and dot-dashed lines) inside hadronic gas absorption region and the time evolution of the rarefaction front radius s at different z (continuous lines with labels denoting z in fm). Numerical values correspond to Au-Au collisions.

For comparison with data one should estimate the number of participating nucleons $N_{part}(b)$. The Woods-Saxon nuclear matter density distribution for Au and Cu nuclei is assumed with parameters taken from [27] and the standard expression for $N_{part}(b)$ is used [19, 28].

II. J/ψ ABSORPTION

The J/ψ absorption processes in CNM (nuclear absorption - NA) and HRG take place subsequently. Due to this separation in time the J/ψ suppression factor for given rapidity in a heavy-ion collision with impact parameter b assumes the form

$$R_{AA}(y, b) = S_{NA}(y, b) \cdot S_{HRG}(y, b), \quad (2)$$

where $S_{NA}(y, b)$ and $S_{HRG}(y, b)$ are J/ψ suppression factors in CNM and HRG, respectively. For S_{NA} we employ the usual approximation

$$S_{NA} \cong \exp\{-\sigma_{\psi N} \rho_0 \langle L \rangle\}, \quad (3)$$

where $\rho_0 = 0.16 \text{ fm}^{-3}$ is the nuclear matter density and $\langle L \rangle$ is the mean absorption path length of the J/ψ through the colliding nuclei obtained from the Glauber model. Within this approximate expression, S_{NA} does not depend on rapidity.

The HRG suppression factor $S_{HRG}(y, b)$ is defined as

$$S_{HRG}(y, b) = \frac{\int d^2 p_T \int d^3 r \mathcal{F}(\vec{r}, y, \vec{p}_T, t)|_{t=\infty}}{\int d^2 p_T \int d^3 r \mathcal{F}(\vec{r}, y, \vec{p}_T, t)|_{t=t_0}}, \quad (4)$$

where the initial time $t_0 = 1 \text{ fm/c}$ denotes the moment of the thermalization of the created hadronic matter and the beginning of the hydrodynamical expansion.

The rapidity-momentum J/ψ distribution results from the kinematical change of variables $d^3 p \rightarrow d^2 p_T dy$ and is given by $\mathcal{F}(\vec{r}, y, \vec{p}_T, t) = M_T \cosh(y) f(\vec{r}, \vec{p}, t)$, where

$$f(\vec{r}, \vec{p}, t) = f_0(\vec{r} - \vec{v}(t - t_0), \vec{p}) \cdot \exp \left\{ - \int_{t_0}^t dt' \sum_{i=1}^l \int \frac{d^3q}{(2\pi)^3} f_i(\vec{r} - \vec{v}(t - t'), \vec{q}, t') \sigma_i v_{rel}^i \frac{p_\nu q_i^\nu}{EE_i'} \right\} \quad (5)$$

is the formal solution of a kinetic equation (for details see [19, 22]). The sum is over all considered species of hadronic scatters with distributions $f_i(\vec{r}, \vec{q}, t)$.

We have assumed that the initial distribution factorizes into $\mathcal{F}(\vec{r}, y, \vec{p}_T, t_0) = f_0(\vec{r}) \cdot g_0(p_T) \cdot h_0(y)$ with $f_0(\vec{r})$ and $g_0(p_T)$ normalized to unity. It is clear that $h_0(y)$ has not to be specified since it cancels in the ratio (4). Since the production of J/ψ takes place when nuclei still overlap each other, it happens practically in $z = 0$ plane. Some of them escape from the plane until t_0 but those encounter nuclear matter and can be absorbed there, so they are taken into account in S_{NA} . The distribution of the created J/ψ in the thin slice of matter at t_0 is $f_0(\vec{s})$ where \vec{s} belongs to the $z = 0$ plane. In practice the slice has the width ~ 1 fm, so that most of non-zero rapidity J/ψ should be still there at t_0 . For $g_0(p_T)$ we take the form suggested by the initial state interactions [29, 30, 31, 32]

$$g_0(p_T) = \frac{2p_T}{\langle p_T^2 \rangle_{J/\psi}^{AA}} \cdot \exp \left\{ - \frac{p_T^2}{\langle p_T^2 \rangle_{J/\psi}^{AA}} \right\}, \quad (6)$$

where $\langle p_T^2 \rangle_{J/\psi}^{AA}$ is the mean squared transverse momentum of J/ψ measured in an Au-Au (Cu-Cu) collision [3, 4].

For the description of the evolution of the matter, relativistic hydrodynamics is employed. The longitudinal component of the solution of the hydrodynamic equations (the exact analytic solution for an (1+1)-dimensional case) reads [33]

$$s(\tau) = \frac{s_0 \tau_0}{\tau}, \quad n_B(\tau) = \frac{n_B^0 \tau_0}{\tau}, \quad (7)$$

where $\tau = \sqrt{t^2 - z^2}$ is the proper time and s_0 (n_B^0) is the initial density of entropy (baryon number).

For $n_B = 0$ and a uniform initial temperature distribution with a sharp edge at the border established by the nuclear surfaces, the full solution of the (3+1)-dimensional hydrodynamic equations is known [21].

The hadron distributions have the usual form:

$$f_i(\vec{r}, \vec{q}, t) = \frac{2s_i + 1}{\exp \left\{ \frac{q_i^\nu u_\nu(\vec{r}, t) - \mu_i(\vec{r}, t)}{T(\vec{r}, t)} \right\} + g_i}, \quad (8)$$

where $u^\nu(\vec{r}, t)$ is the four-vector the hadron flow velocity and m_i , B_i , S_i , μ_i , s_i and g_i are the mass, baryon number, strangeness, chemical potential, spin and a statistical factor of species i , respectively. We treat an antiparticle as a different species and introduce the chemical potential profile $\mu_i(\vec{r}, t) = B_i \mu_B(\vec{r}, t) + S_i \mu_S(\vec{r}, t)$, where $\mu_B(\vec{r}, t)$ and $\mu_S(\vec{r}, t)$ are the local baryon number and strangeness chemical potentials, respectively.

Since for the flow described in [21] the radial velocity is zero inside the region bordered by the rarefaction wave and $v_z(\vec{s}, z, t) = z/t$, the four-velocity $u^\nu(\vec{r}, t)$ simplifies to

$$u^\nu(\vec{r}, t) = \frac{1}{\tau}(t, 0, 0, z). \quad (9)$$

Note that a J/ψ with longitudinal velocity v_L is at $z = v_L(t - t_0)$ at the moment t and the longitudinal flow at this point equals $v_z(\vec{s}, z, t) = z/t = v_L(t - t_0)/t < v_L$, that is the relative longitudinal velocity of J/ψ with respect to the flow is always non-zero. This reflects the fact that only the evolution of the medium is boost-invariant but not of the J/ψ . The latter is moving along a straight line with the constant velocity from the point of creation.

The temperature also does not depend on the radial coordinate s within the region bordered by the rarefaction wave,

$$T(\vec{r}, t) = T(z, t) = T(0, \tau) = T_0 \cdot \tau^{-a} \quad (10)$$

and the power a is the sound velocity squared at T_0 , $a = c_s^2(T_0)$ [19, 20].

To obtain T_0 and a the following procedure is applied. For a given centrality bin the initial energy density ϵ_0 is estimated in [34] (Au-Au) and [35] (Cu-Cu). We put $n_S = 0$ for the strangeness number density and $n_B^0 = 0$ for the initial baryon number density. Then, expressing ϵ_0 , n_B^0 and n_S as functions of T , μ_B and μ_S in the grand canonical ensemble framework, we can obtain T_0 , μ_B^0 and μ_S^0 . In our case $\mu_B = \mu_B^0 = 0$ and $\mu_S = \mu_S^0 = 0$ always, so the temperature is the only significant statistical parameter here. For the most central collisions we have obtained $T_0 = 222.6$ MeV ($\epsilon_0 = 5.4$ GeV/fm³) for Au-Au and $T_0 = 201.8$ MeV ($\epsilon_0 = 2.5$ GeV/fm³) for Cu-Cu. With T_0 known the initial entropy density s_0 is calculated. Having put s_0 into (7) and with the use of the grand canonical expressions for s we can obtain $T(\tau)$. It turned out that $T(\tau)$ has the form given by (10) with a varying in the range $a = 0.148 - 0.156$ for ϵ_0 in the range $\epsilon_0 = 5.5 - 0.5$ GeV/fm³.

For a J/ψ which is at $\vec{s}_0 \in S_{eff}$ at the moment t_0 and has the velocity $\vec{v} = \vec{v}_T + \vec{v}_L = \vec{p}_T/E + \vec{p}_L/E$ we denote by t_{esc} the moment of crossing the border of the rarefaction front.

The rarefaction front forms the ellipse in the z, s plane [21]

$$(s - R_A)^2 + c_s^2 z^2 = c_s^2 t^2 \quad (11)$$

The continuous lines in Fig. 2, labeled by different values of the longitudinal variable z , show the time evolution of the rarefaction front radius s at the position z .

The J/ψ trajectory is given by equations

$$\vec{s} = \vec{d} + \vec{v}_T(t - t_0), \quad (12)$$

$$z = v_L(t - t_0). \quad (13)$$

We have used here the notation $\vec{d} = \vec{s}_0 - \vec{b}$ for the J/ψ which escapes via the left half of S_{eff} and $\vec{d} = \vec{s}_0$ in the opposite case.

The dashed and dash-dotted lines in Fig. 2 are (s, t) trajectories of J/ψ particles originating from the same point in the region S_{eff} shown in Fig. 1, but with different values of transverse velocity \vec{v}_T . The dot-dashed line corresponds here to the lower value of v_T .

The rarefaction front crossing time t_{esc} is a solution of the equation

$$\sqrt{d^2 + 2\vec{d} \cdot \vec{v}_T(t - t_0) + v_T^2(t - t_0)^2} = R_A - c_s \sqrt{t^2 - v_L^2(t - t_0)^2}. \quad (14)$$

Having obtained t_{esc} , we average it over the angle between \vec{s}_0 and \vec{v}_T . Finally, to obtain $\langle t_{esc} \rangle(b, v_T, v_L)$ - the average time it takes the J/ψ to leave the hadronic medium, when it is produced in a collision at impact parameter b with the velocity $v_T = \sqrt{v_x^2 + v_y^2}$ and v_L - we average the result over S_{eff} with the weight given by the initial J/ψ distribution $f_0(\vec{s}_0)$. This weight is equal to

$$f_0(\vec{s}_0) = \frac{T_A(\vec{s}_0)T_B(\vec{s}_0 - \vec{b})}{T_{AB}(b)} \quad (15)$$

where

$$T_{AB}(b) = \int d^2s T_A(\vec{s})T_B(\vec{s} - \vec{b}).$$

$T_A(\vec{s}) = \int dz \rho_A(\vec{s}, z)$ is the nuclear thickness function and $\rho_A(\vec{s}, z)$ the Woods-Saxon nuclear density distribution (normalized to the mass number A).

Then the final expression for $S_{HRG}(y, b)$ reads

$$S_{HRG}(y, b) = \frac{1}{\int dp_T M_T g_0(p_T)} \int dp_T M_T g_0(p_T) \exp \left\{ - \int_{t_0}^{t_{final}} dt \sum_{i=1}^l \int \frac{d^3q}{(2\pi)^3} f_i(\vec{q}, t) \sigma_i v_{rel, i} \frac{p_\nu q_i^\nu}{EE'_i} \right\}, \quad (16)$$

where $t_{final} = \min\{\langle t_{esc} \rangle, t_{f.o.}\}$ and $t_{f.o.}$ is the freeze-out moment resulting from the longitudinal Bjorken expansion.

Eq. (16) is in fact an approximation of the more involved exact formula. The approximation means that the average of integrals over trajectories has been replaced by the integration over the averaged trajectory, similarly as in Eq. (3). Our preliminary results of estimations of the exact formula suggest that the approximation influences only the normalization and in such a way that this can be compensated by the rescaling of the absorption cross-section to the lower values.

III. RESULTS

In Fig. 3 an example of the behavior of t_{final} with rapidity is presented. This is for the case of the 0 – 20% centrality bin of Au-Au and Cu-Cu collisions and for $p_T = 2$ GeV, taken as a typical value for collisions with a $\langle p_T^2 \rangle_{J/\psi} \sim 4$ GeV² [3, 4].

In Figs. 4 (5) we show the J/ψ nuclear modification

factor R_{AA} for different centralities versus rapidity in Au-Au (Cu-Cu) collisions vs. PHENIX data. There is an overall agreement with the data.

The main new effect of the PHENIX data, that J/ψ suppression is stronger at forward rapidity than at midrapidity is shown in Fig. 6 for the N_{part} dependence. It arises in the present approach as a result of the geometry of the kinetic freeze-out surface for the J/ψ which extends much more in the longitudinal direction for sufficiently long times, $t \geq R_A - b/2$. This entails a longer absorption path for J/ψ production at forward rapidity.

Note that the present model simultaneously accounts for the anomalous J/ψ suppression in the centrality dependence of the NA50/NA60 experiments at CERN, see [19, 20]. Can this result, obtained within a purely hadronic description, be interpreted as evidence against QGP formation in these experiments? Not at all, because of two reasons.

First, we have employed hadronic absorption cross sections which cannot be reconciled with a microscopic description in, e.g., nonrelativistic [36, 37] or relativistic [38, 39] quark models which have a fastly decreasing en-

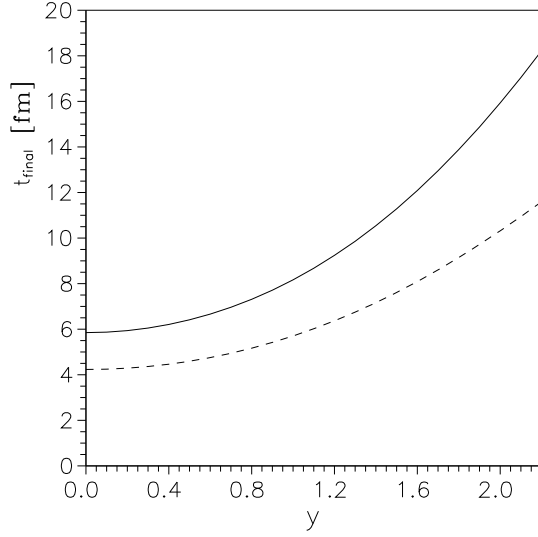


FIG. 3: An example of t_{final} in a function of rapidity for $p_T = 2$ GeV and the 0–20% centrality bin for Au-Au (solid) and Cu-Cu (dashed) collisions.

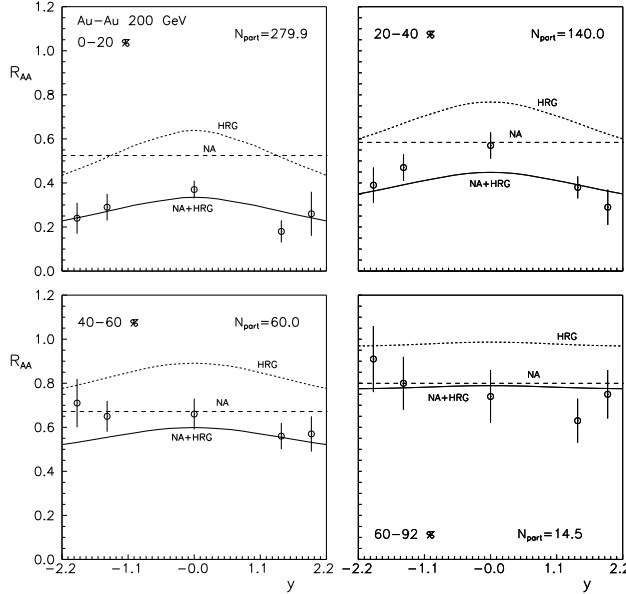


FIG. 4: J/ψ nuclear modification factor versus rapidity in Au-Au collisions for constant $\sigma_{J/\psi N} = 4$ mb. PHENIX data are from [3]. Errors shown are the quadratic sum of statistical and uncorrelated systematic uncertainties.

ergy dependence and do not exceed a peak value of 2 mb, see also [40]. In order to justify the magnitude of hadronic absorption cross sections employed in the present work, a strong medium dependence is required which could for instance stem from spectral broadening of light mesons at the chiral restoration transition (mesonic Mott effect) [41].

Second, the hadronic resonance gas model gives a perfect description of the Lattice QCD thermodynamics in

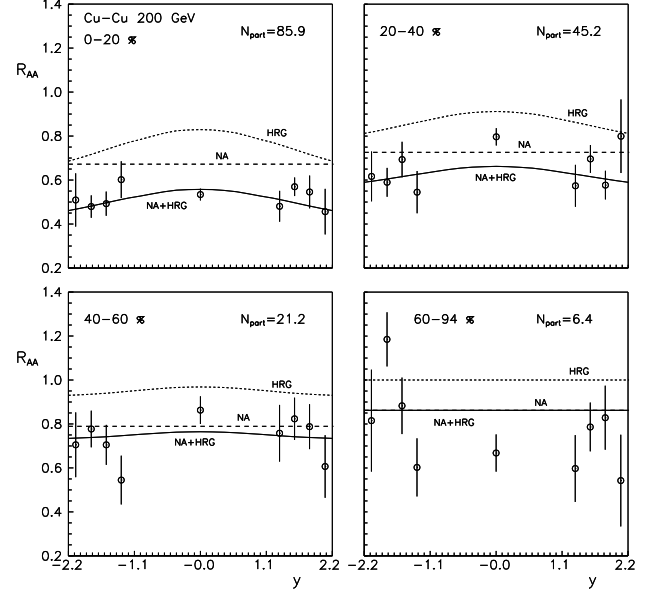


FIG. 5: Same as Fig. 4 but for Cu-Cu collisions with PHENIX data from [4].

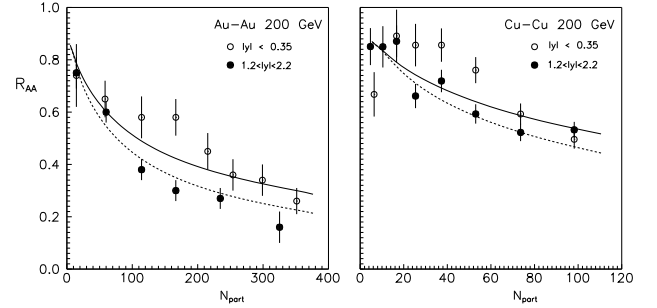


FIG. 6: J/ψ nuclear modification factor versus centrality in Au-Au (left) and Cu-Cu (right) collisions for constant $\sigma_{J/\psi N} = 4$ mb. Lines are predictions of the model for mid-rapidity (solid) and forward rapidity (dashed). PHENIX data are from [3, 4]. Errors shown are the quadratic sum of statistical and uncorrelated systematic uncertainties.

the vicinity of the critical temperature T_c for the chiral and deconfinement transition [20, 42]. It has been demonstrated that the description of QCD thermodynamics within a hadronic basis can be extended even up to temperatures of $1.5 T_c$, provided a suitable spectral broadening of these states above T_c due to their Mott effect is taken into account [43]. For a recent development, see [44]. Such a Mott-Hagedorn resonance gas model has been used to describe anomalous J/ψ suppression at SPS [45] and is in accordance with the picture of a strongly coupled QGP (sQGP) discovered at RHIC [46, 47].

Summarizing this discussion, the present model may be seen as a preparatory step towards a unified description of charmonium suppression kinetics in SPS and RHIC experiments within a quantum statistical approach to the sQGP to be developed. The geometrical effect on the

rapidity dependence described in the present work shall be a part of such a description.

Acknowledgments

We thank Susumu Oda for providing us with the J/ψ rapidity data for various centralities of Cu-Cu collisions

and Krzysztof Redlich for valuable discussions. This work was supported in part by the Polish Ministry of Science and Higher Education under contract No. N N202 0953 33.

-
- [1] T. Matsui and H. Satz, Phys. Lett. **B178**, 416 (1986).
 - [2] R. Rapp, D. Blaschke and P. Crochet, arXiv:0807.2470 [hep-ph].
 - [3] A. Adare *et al.* [PHENIX Collaboration], Phys. Rev. Lett. **98**, 232301 (2007).
 - [4] A. Adare *et al.* [PHENIX Collaboration], Phys. Rev. Lett. **101**, 122301 (2008).
 - [5] B. I. Abelev *et al.* [STAR Collaboration], Phys. Rev. Lett. **98**, 192301 (2007).
 - [6] S. S. Adler *et al.* [PHENIX Collaboration], Phys. Rev. Lett. **94**, 082301 (2005).
 - [7] L. Ramello *et al.* [NA50 Collaboration], Nucl. Phys. A **715**, 243 (2003).
 - [8] R. L. Thews, M. Schroedter and J. Rafelski, Phys. Rev. C **63**, 054905 (2001).
 - [9] L. Grandchamp and R. Rapp, Nucl. Phys. A **709**, 415 (2002).
 - [10] A. Capella *et al.*, Eur. Phys. J. C **58**, 437 (2008).
 - [11] X. Zhao and R. Rapp, Eur. Phys. J. C **62**, 109 (2009).
 - [12] P. Braun-Munzinger and J. Stachel, Phys. Lett. B **490**, 196 (2000).
 - [13] A. Andronic, P. Braun-Munzinger, K. Redlich and J. Stachel, Phys. Lett. B **571**, 36 (2003).
 - [14] A. P. Kostyuk, M. I. Gorenstein, H. Stoecker and W. Greiner, Phys. Rev. C **68**, 041902 (2003).
 - [15] A. Andronic, P. Braun-Munzinger, K. Redlich and J. Stachel, J. Phys. G **35**, 104155 (2008).
 - [16] D. Kharzeev, E. Levin, M. Nardi and K. Tuchin, Nucl. Phys. A **826**, 230 (2009).
 - [17] D. Kharzeev, E. Levin, M. Nardi and K. Tuchin, Phys. Rev. Lett. **102**, 152301 (2009).
 - [18] E. G. Ferreira, F. Fleuret, J. P. Lansberg and A. Rakotozafindrabe, Phys. Lett. B **680**, 50 (2009).
 - [19] D. Prorok and L. Turko, Phys. Rev. C **64**, 044903 (2001).
 - [20] D. Prorok, L. Turko and D. Blaschke, AIP Conf. Proc. **1038**, 73 (2008).
 - [21] G. Baym, B. L. Friman, J. P. Blaizot, M. Soyeur and W. Czyż, Nucl. Phys. A **407**, 541 (1983).
 - [22] J. P. Blaizot and J. Y. Ollitrault, Phys. Rev. D **39**, 232 (1989).
 - [23] B. Alessandro *et al.* [NA50 Collaboration], Eur. Phys. J. C **48**, 329 (2006).
 - [24] A. Adare *et al.* [PHENIX Collaboration], Phys. Rev. C **77**, 024912 (2008).
 - [25] J. Rafelski, J. Letessier and G. Torrieri, Phys. Rev. C **72**, 024905 (2005).
 - [26] D. Prorok, Acta Phys. Polon. B **40**, 2825 (2009).
 - [27] C. W. De Jager, H. De Vries and C. De Vries, Atom. Data Nucl. Data Tabl. **14**, 479 (1974).
 - [28] A. Białas, M. Błeszyński and W. Czyż, Nucl. Phys. B **111**, 461 (1976).
 - [29] J. Hüfner, Y. Kurihara and H. J. Pirner, Phys. Lett. **B215**, 218 (1988).
 - [30] S. Gavin and M. Gyulassy, Phys. Lett. **B214**, 241 (1988).
 - [31] J. P. Blaizot and J. Y. Ollitrault, Phys. Lett. **B217**, 392 (1989).
 - [32] S. Gupta and H. Satz, Phys. Lett. **B283**, 439 (1992).
 - [33] J. D. Bjorken, Phys. Rev. D **27**, 140 (1983).
 - [34] S. S. Adler *et al.* [PHENIX Collaboration], Phys. Rev. C **71**, 034908 (2005) [Erratum-ibid. C **71**, 049901 (2005)].
 - [35] A. M. Rakotozafindrabe, Ph.D. thesis, Ecole Polytechnique, Palaiseau, 2007.
 - [36] K. Martins, D. Blaschke and E. Quack, Phys. Rev. C **51**, 2723 (1995).
 - [37] T. Barnes, E. S. Swanson, C. Y. Wong and X. M. Xu, Phys. Rev. C **68**, 014903 (2003).
 - [38] M. A. Ivanov, J. G. Körner and P. Santorelli, Phys. Rev. D **70**, 014005 (2004).
 - [39] A. Bourque and C. Gale, Phys. Rev. C **80**, 015204 (2009).
 - [40] D. B. Blaschke, H. Grigorian and Yu. L. Kalinovsky, arXiv:0808.1705 [hep-ph].
 - [41] G. R. G. Bureau, D. B. Blaschke and Y. L. Kalinovsky, Phys. Lett. B **506**, 297 (2001).
 - [42] F. Karsch, K. Redlich and A. Tawfik, Eur. Phys. J. C **29**, 549 (2003).
 - [43] D. B. Blaschke and K. A. Bugaev, Fizika B **13**, 491 (2004).
 - [44] K. A. Bugaev, V. K. Petrov and G. M. Zinovjev, Europhys. Lett. **85**, 22002 (2009).
 - [45] D. B. Blaschke and K. A. Bugaev, Prog. Part. Nucl. Phys. **53**, 197 (2004).
 - [46] E. Shuryak, Prog. Part. Nucl. Phys. **53**, 273 (2004).
 - [47] R. A. Lacey, Nucl. Phys. A **774**, 199 (2006).