

# Charge and Spin Ordering in the Mixed Valence Compound $\text{LuFe}_2\text{O}_4$

A. B. Harris<sup>1</sup> and T. Yildirim<sup>2</sup>

[1] *Department of Physics and Astronomy, University of Pennsylvania, Philadelphia, PA 19104 and*

[2] *NIST Center for Neutron Research, National Institute of Standards and Technology, Gaithersburg, MD 20899 and Department of Materials Science and Engineering, University of Pennsylvania, Philadelphia, PA 19104*

(Dated: November 9, 2018)

Landau theory and symmetry considerations lead to a unified treatment of charge and spin ordering in the mixed valence compound  $\text{LuFe}_2\text{O}_4$ . The unusual evolution of charge ordering is attributed to interactions between charges and phonons whose frequencies are calculated from first principles.

PACS numbers: 75.25.+z, 75.10.Jm, 75.40.Gb

In the past few years there has been an explosion of interest in systems which display simultaneous magnetic and ferroelectric ordering.[1,2,3,4] In many of these compounds two magnetic phase transitions are required to produce the necessary lowering of symmetry to allow ferroelectricity[5]. A slightly different scenario is presented by members of the mixed valence family  $\text{RFe}_2\text{O}_4$ , where R is a rare earth, in which half the Fe ions carry charge  $+2e$  and half carry charge  $+3e$  and here we consider the case  $\text{R} = \text{Lu}$ .  $\text{LuFe}_2\text{O}_4$  (LFO) has a trigonal  $R\bar{3}m$  crystal structure[6] and the Fe ions form triangular lattice layers (TLL's) arranged in bilayers with two Fe ions per rhombohedral primitive unit cell, as shown in Fig. 1a. At temperatures above 500K, the valence electrons can thermally hop so that all sites appear to have charge  $2.5e$ . [8] As the temperature is reduced from 500K, charge ordering (CO) correlations develop at wave vectors associated with “root 3” ordering within each TLL (see Fig. 1b) and correspond to CO within each bilayer such that the dipole moment of all bilayers are parallel.[9] (We call these “ferro” (F) configurations.) At  $T = T_{\text{CO}} = 350\text{K}$ [10,11] there is a continuous transition at which CO develops 3 dimensional (D) long range order without any long range magnetic order.[9] However, it is striking that the long-range CO occurs in an “anti-ferro” (AF) configuration in which the dipole moments of adjacent bilayers are oppositely oriented.[9] Angst *et al.* argue that the previous report of a spontaneous polarization[10] in this CO phase may be an artefact of the small applied electric field. As the temperature is further reduced, the spontaneous polarization  $\mathbf{P}$  (in a small electric field) quickly saturates and is constant between 320K and 240K[10]. At  $T_c = 240\text{K}$  there is a transition in which a ferrimagnetic state appears which, at low temperature, has a moment per unit cell which is very nearly 1/3 of the moment that would occur if all spins were parallel[12,13]. At this transition  $\mathbf{P}$  abruptly begins to further increase so that[10]

$$P(T) = P(T_c) + a(T_c - T)^{\beta'}, \quad \beta' \approx 1, \quad (1)$$

where  $\beta'$  appears to be somewhat smaller than 1. At  $T = 175\text{K}$  there is a transition which may be of magnetic origin.[13] The major questions raised by these behaviors are (a) what does Landau theory say about the incom-

mensurate order wave vector? (b) why are the dominant fluctuations for  $T > T_{\text{CO}}$  F whereas for  $T < T_{\text{CO}}$  the ordered phase is AF? and (c) what form does the coupling between magnetic order and the polarization take and what restrictions does symmetry place on the direction of the polarization of a bilayer?

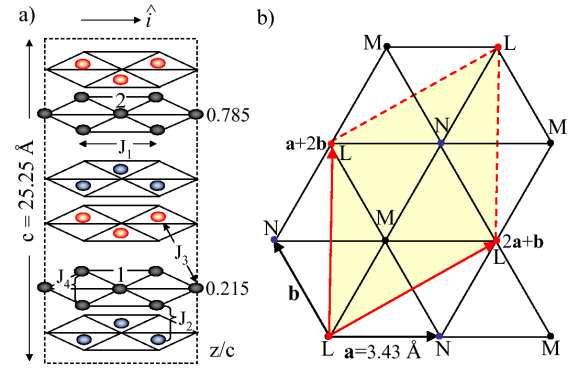


FIG. 1: (Color online) a) Fe ions in LFO with charge-charge interactions  $J_n$  indicated. The hexagonal (conventional) unit cell contains three bilayers configured so layers are stacked in the order ABCABC (A=red, B=black, C=blue) with two sites in the rhombohedral unit cell labeled “1” and “2” which are related by a center of inversion symmetry. b) root 3 structure of charge or spin ordering in a single TLL, where  $L = \sigma \cos \psi$ ,  $M = \sigma \cos(\psi + 2\pi/3)$ , and  $N = \sigma \cos(\psi - 2\pi/3)$ , where  $\sigma$  is the amplitude and  $\psi$  the phase of the order parameter. The shaded rhombus is the broken symmetry unit cell.

We first consider question (a). A major advance in understanding CO was due to Yamada *et al*[14] who presented calculations which could explain the unique zig-zag X-ray pattern of spots at  $T = 270\text{K}$ [14] at vectors (in hexagonal rlu’s)[15]

$$\begin{aligned} \mathbf{q}_1 &= (h + 1/3 + \delta'/3, h + 1/3 + \delta'/3, \tau), \\ \mathbf{q}_2 &= (h - 2/3 - 2\delta'/3, h + 1/3 + \delta'/3, \tau - 2), \\ \mathbf{q}_3 &= (h + 1/3 + \delta'/3, h - 2/3 - 2\delta'/3, \tau - 1), \end{aligned} \quad (2)$$

where  $\tau = 3(n + 1/2)$ . Here  $h$  and  $n$  are integers and  $\delta' = 0.0081$ . However, surprisingly, Yamada *et al.* claimed

that 3D order would not occur even in the presence of the interactions  $J_2$  and  $J_3$  between adjacent bilayers.

We start with a Landau analysis of CO using the lattice gas model [14] in which one introduces a variable at the  $n$ th site of the rhombohedral unit cell at  $\mathbf{R}$ ,  $Q_n(\mathbf{R})$ , which assumes the value  $+1$  ( $-1$ ) if the site is occupied by a  $\text{Fe}^{3+}$  ( $\text{Fe}^{2+}$ ) ion. As shown in Fig. 1, one has interactions  $J_1$  and  $J_4$  within each TLL, and interactions  $J_2$  and  $J_3$  between nearest neighbors on adjacent bilayers.  $J_1$  is AF (positive). As argued in Ref. 14, rather than use a long-ranged Coulomb interaction[16], we invoke a short-ranged interaction strongly screening by the large dielectric constant[17] of the bulk. The Fourier transformed variables,  $Q_n(\mathbf{q})$ , satisfy  $Q_n(\mathbf{R}) = \sum_{\mathbf{q}} Q_n(\mathbf{q}) \exp(-i\mathbf{q} \cdot \mathbf{R})$ . At quadratic order the Landau free energy is

$$F = \frac{1}{2} \sum_{\mathbf{q}} \sum_{n,m=1}^2 F_{nm}(\mathbf{q}) S_n(\mathbf{q})^* S_m(\mathbf{q}), \quad (3)$$

where  $S_n(\mathbf{q}) = \langle Q_n(\mathbf{q}) \rangle$ , where here and below  $\langle \dots \rangle$  indicates a thermal average, and  $F_{nm}(\mathbf{q}) = F_{mn}(\mathbf{q})^*$ . Under spatial inversion,  $\mathcal{I}$ ,  $\mathcal{I}S_1(\mathbf{q}) = S_2(\mathbf{q})^*$ , which implies that  $F_{11} = F_{22}$ . In a simple approximation

$$F_{nm}(\mathbf{q}) = cT\delta_{nm} + \sum_{\mathbf{R}} J(0, m; \mathbf{R}, n) \exp(i\mathbf{q} \cdot \mathbf{R}), \quad (4)$$

where we set  $k_B = 1$ ,  $J(0, m; \mathbf{R}, n)$  is the interaction between sites  $m$  in the rhombohedral unit cell at the origin and  $n$  in the rhombohedral unit cell at  $\mathbf{R}$ , and  $c$  is a constant of order unity. In Cartesian coordinates

$$\begin{aligned} F_{11} &= cT + 2J_1[\cos(aq_x) + 2\cos(aq_x/2)\cos(\sqrt{3}aq_y/2)] \\ &\quad + 2J_4[\cos(\sqrt{3}aq_y) + 2\cos(3aq_x/2)\cos(\sqrt{3}aq_y/2)], \\ F_{21} &= J_2e^{-2icq_z/3}\Lambda(q_x, q_y)^* + J_3e^{-icq_z/3}\Lambda(q_x, q_y), \end{aligned} \quad (5)$$

where

$$\Lambda(q_x, q_y) = 2e^{iq_y a\sqrt{3}/6} \cos(aq_x/2) + e^{-iaq_y\sqrt{3}/3}. \quad (6)$$

To identify the critical wave vector(s) that minimizes the eigenvalue of  $\mathbf{F}$  we set  $aq_x = 4\pi/3 + \eta$  and  $aq_y = \rho$ . The wave vector for  $\eta = \rho = 0$  (which we refer to as the  $X$  point) gives the root 3 structure (see Fig. 1b) in each TLL and it is expected that the critical wave vector will have small  $\eta$  and  $\rho$ . To lowest sensible order, we find that

$$\begin{aligned} F_{11} &= [-3 + (3/4)\delta^2 - (\sqrt{3}/8)\delta^3 \cos(3\phi)]J_1 \\ &\quad + [6 - (9/2)\delta^2]J_4 + \mathcal{O}(\delta^4), \end{aligned} \quad (7)$$

where  $\eta = \delta \cos \phi$  and  $\rho = \delta \sin \phi$ . Also

$$\Lambda = -(\sqrt{3}/2)[\eta + i\rho] \equiv (-\sqrt{3}/2)\delta e^{i\phi}. \quad (8)$$

This is an important result which shows that generically, the  $X$  point (which can be stable for a 2D triangular lattice) is not stable in the present case due to the off-diagonal terms in  $\Lambda$  which are linear in the wave vector.

This is an example of the Lifshitz condition which states that one can only have a temperature independent commensurate wave vector in a continuous transition if the wave vector has sufficiently high symmetry.[18]

Thus the critical eigenvalue,  $\lambda(\mathbf{q})$  is

$$\begin{aligned} \lambda(\mathbf{q}) &= F_{11} \\ &\quad - \frac{\sqrt{3}\delta}{2} \left[ J_2^2 + J_3^2 + 2J_2J_3 \cos(2\phi + cq_z/3) \right]^{1/2}. \end{aligned} \quad (9)$$

We regard  $\lambda(\mathbf{q})$  as a function of  $\phi$ ,  $\delta$  and  $\tilde{q}_z \equiv 2\phi + cq_z/3$ . Minimizing with respect to  $\phi$  yields  $\phi = \phi_n = 2n\pi/3$ , for  $n = 0, 1, 2$ . For  $\lambda(\mathbf{q})$  to be minimal, the square bracket in Eq. (9) should be maximal. For  $J_2J_3$  negative, the minima occur for  $\cos(2\phi_n + cq_z/3) = -1$  in which case one finds the wave vectors of Eq. (2) as was found in Ref. 14.[15] For  $J_2J_3 > 0$ , the minima occur for  $\cos(2\phi_n + cq_z/3) = +1$ , in which case one finds the wave vectors given by Eq. (2) but with  $\tau = 3n$ . Since fluctuation corrections to mean field theory will be smaller at higher temperature, we use the scattering at high temperatures (dominantly  $\tau$  is integral) to deduce that  $J_2J_3$  is positive and leave the CO phase data ( $\tau$  is half-integral) to be explained as a fluctuation effect.

Minimizing  $\lambda(\mathbf{q})$  for  $J_2J_3$  positive yields

$$|J_2 + J_3|/J_1 = \sqrt{3}\delta = 4\pi\delta'/\sqrt{3} = 0.064. \quad (10)$$

Also for  $F_{11}$  to be minimal at  $\delta = 0$  requires that  $J_1 - 6J_4$  be positive. These relations indicate that the interaction  $J(r)$  decays with distance much more rapidly than do bare Coulomb interactions. So we neglect  $J_4$  in comparison to  $J_1$ . We set  $\lambda(\mathbf{q}) = 0$  to obtain the mean-field value  $T_{\text{CO}} \approx 3J_1$ . Since quasi-2D fluctuations can be severe we adopt the estimate  $J_1 = 40 \text{ meV} = 500 \text{ K}$ .

We now discuss question (b) concerning the competition between F fluctuations and AF ordering. Note that  $\lambda(\mathbf{q})$  depends on  $q_z$  only through the small interactions  $J_2$  and  $J_3$  with  $0 < J_3 \ll J_2$ . (The separation for  $J_3$  ( $J_2$ ) is  $6.30\text{\AA}$  ( $3.15\text{\AA}$ ) which leads us to posit that  $J_3/J_2$  is of order 0.1.) Thus Eq. (10) indicates that  $J_2/J_1 = 0.06$  and hence that  $J_3 = 0.1J_2 = 0.3 \text{ meV}$ . The difference in  $T_{\text{CO}}$  for F and AF CO,  $\Delta T$ , is, from Eq. (9),

$$\Delta T = T_{\text{CO}}(q_z = 0) - T_{\text{CO}}(q_z = 3\pi/c) = \sqrt{3}\delta J_3 \quad (11)$$

from which we estimate that  $\Delta T = 0.06J_3 = 0.25 \text{ K}$ . Accordingly, it makes sense to consider a theory in which F CO at  $q_z = 0$ , with order parameter (OP)  $\sigma_B$ , competes with AF CO at  $q_z = 3\pi/c$ , with OP  $\sigma_A$ . Our conclusion that  $\Delta T$  is small is consistent with the suggestion of Angst *et al.* that a spontaneous polarization is observed[10] because of the presence of a small applied electric field is enough to favor F stacking of bilayers over AF stacking. We point out that to obtain a polarization the small electric field has to also favor a commensurate state with  $\delta = 0$  in preference to an incommensurate state. We thus consider a free energy of the form[19]

$$F = \frac{1}{2}r_A\sigma_A^2 + \frac{1}{2}r_B\sigma_B^2 + u[\sigma_A^2 + \sigma_B^2]^2 + v\sigma_A^2\sigma_B^2 \quad (12)$$

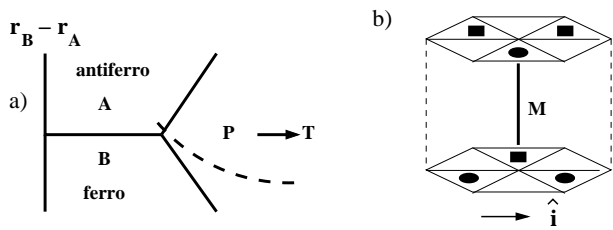


FIG. 2: a) Mean-field phase diagram[19] near the bicritical point of Eq. (12) for  $v > 0$ . Since the dashed trajectory in the disordered (P) phase is closer to the F phase than to the AF phase, F fluctuations dominate AF fluctuations in the P phase. b) A single CO bilayer with a mirror plane  $M$  perpendicular to the wave vector which is along  $\hat{i}$ . Squares are  $\text{Fe}^{3+}$ 's and circles are  $\text{Fe}^{2+}$ 's.

We propose the trajectory shown in Fig. 2a to explain dominant F fluctuations in the disordered phase but with condensation into an AF ordered state. This trajectory implies a temperature dependent renormalization of the quadratic coefficients in Eq. (12) which favors AF fluctuations over F fluctuations. Quartic terms for a single OP arise from implementation of the fixed length constraint and are the same for F ( $\sigma_B$ ) and AF ( $\sigma_A$ ) fluctuations. So these terms lead to a renormalization of  $T_{\text{CO}}$ , but do not explain the *slope* of the trajectory in Fig. 2a. Accordingly we analyze a free energy of the form

$$V = a|\sigma^2|Y + (1/2)\chi_Y^{-1}Y^2, \quad (13)$$

where  $Y$  is a noncritical variable and  $\sigma$  is either the OP  $\sigma_A$  or  $\sigma_B$ . Minimizing with respect to  $Y$  we obtain a renormalized quartic interaction

$$V = -(1/2)\chi_Y a^2 |\sigma^2|^2. \quad (14)$$

To leading order in the fluctuations we replace  $|\sigma^2|^2$  by  $4\langle|\sigma^2|\rangle|\sigma^2|$  and  $V$  leads to a correction to  $r$  of

$$\delta r = -4\chi_Y a^2 \langle|\sigma^2|\rangle. \quad (15)$$

which is temperature dependent, increasing in magnitude as the temperature is lowered. It is crucial to show that such terms favor AF fluctuations and thus lead to a trajectory with the slope shown in Fig. 2a.

Accordingly, we treat charge-phonon interactions where the phonon amplitude  $u$  is the noncritical variable and from Eq. (13) we see that  $u$  must be an even symmetry phonon. To see that this interaction favors the AF configuration look at Fig. 3 where we show the net force on a given TLL (called  $\text{TLL}_0$ ) from the neighboring TLL's. One see that the forces from the neighboring TLL's tend to cancel (add up) if the adjacent TLL's are in an F (AF) configuration. Table I shows the results of a first-principles [20] calculation which gave optical phonons at 11 meV and, for the transverse  $g$  type needed for this mechanism, at 20 meV.

To estimate the effect of this coupling we write

$$F_{\text{Ph}} = \frac{1}{2} \sum_i M\omega_D^2 \mathbf{u}_i^2 + \sum_{ij} \mathbf{u}_{ji} \cdot \nabla_{\mathbf{r}} J(\mathbf{r}_{ij}) Q_i Q_j, \quad (16)$$

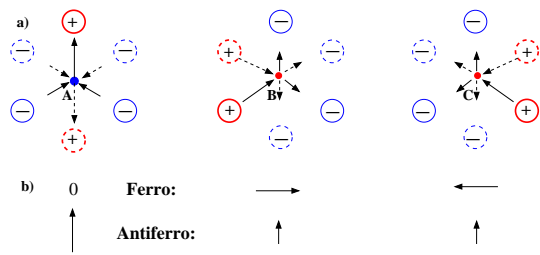


FIG. 3: (Color online) a) The in-plane components of forces on sites L, M, and N in  $\text{TLL}_0$  (as in Fig. 1) in the F configuration. The solid line vector forces are from the charges (solid circles) in the TLL above  $\text{TLL}_0$  and the dashed line vector forces are from the charges (dashed circles) in the TLL below  $\text{TLL}_0$ . The charges at A, B, and C are negative, positive, and positive, respectively. The larger dots and heavier lined circles are charges of twice the magnitude of the smaller dots and lighter lined circles. b) The net force on the sites assuming the separations between all planes are the same. For the AF configuration the dashed forces are reversed and the resulting total forces are listed as “Antiferro”.

TABLE I: Calculated zone center phonon energies (in meV) and their symmetry labels. The  $\Gamma_u$  and  $\Gamma_g$  modes are odd and even under inversion, respectively. The nondegenerate (A) and doubly degenerate (E) modes correspond to motion along the  $c$ -axis and within the  $ab$ -plane, respectively.

$\Gamma$	$E_u$	$E_g$	$A_{2u}$	$A_{1g}$	$A_{2u}$	$E_u$
Energy	11.41	19.99	20.02	31.48	38.46	41.20
$\Gamma$	$A_{1g}$	$E_g$	$A_{2u}$	$E_u$	$E_g$	$A_{1g}$
Energy	53.25	54.73	57.69	58.79	62.62	84.96

where  $J(\mathbf{r}_{ij})$  is the heavily screened Coulomb interaction. As in Fig. 1, the  $Q$ 's are given in terms of the order parameter  $\sigma_X$ , where  $X$  indicates either the F or AF configuration of TLL's. Because the transverse motion of planes is relatively soft, we consider displacements to lie within the  $\text{TLL}_0$  plane. When minimized with respect to  $u_i$ , the free energy is

$$F_{\text{Ph}} = -\frac{z^2 |\sigma_X|^4}{2M\omega_D^2} \left(\frac{J}{r}\right)^2 \left(\frac{r_{\parallel}}{r}\right)^2 \xi^2, \quad (17)$$

where  $\xi = (r/J)(dJ/dr)$ ,  $r_{\parallel}$  is the component of  $r$  within the TLL, and  $z$  is the effective number of nearest neighbors. The actual number of nearest neighbors is 6, but since the forces do not all add up, we take  $z = 3$  for the F configuration and  $z = 0$  for the AF configuration where the forces from adjacent TLL's nearly cancel. We set  $\hbar\omega_D = 20$  meV,  $r = 5\text{\AA}$ ,  $r_{\parallel} = 2\text{\AA}$ , and use our previous estimate that  $J = 1$  meV. The factor  $\xi$  depends on how rapidly the interaction decreases with distance. For bare Coulomb interactions  $\xi = -1$ . But we are far from that regime. We take  $\xi = -10$ , which is a value often found in insulators.<sup>21</sup> Also the Fe mass is  $M = 60$  amu. Thus

$$F_{\text{Ph}} = -F_0 |\sigma_{\text{AF}}^4|, \quad (18)$$

where  $F_0 \approx 0.1\text{meV}$ . Equations (14) and (15), yield

$$\delta r_{\text{AF}} \approx -1\text{meV} \langle |\sigma_{\text{AF}}^2| \rangle, \quad (19)$$

which is enough to shift ordering from F to AF below  $T_c$ .

We now analyze magnetic ordering using a Landau free energy assuming only the  $z$ -components of spin are relevant. Symmetry dictates that the free energy quadratic in the magnetic variables,  $S_n(\mathbf{q})$ , has exactly the same form as Eq. (3). The important difference from CO is that for spin ordering one has significant reflections only at integer values of  $ck_z/(2\pi)$ . Therefore in Eq. (9) it is clear that  $J_2J_3$  is positive, so that the minima are given by Eq. (2) with  $\tau = 3n$ . Although no such zig-zag pattern has been reported, such a phenomenon may be hard to detect if  $\delta'$  is small, as it was overlooked by many studies of CO. We note that this spin incommensurability need not be coupled to that of CO.

Now we consider the situation when the incommensuration  $\delta$  is zero. At low temperature CO is such that two thirds of the sites in a TLL unit cell are  $\text{Fe}^{2+}$  and one third  $\text{Fe}^{3+}$ , or vice versa. For spin ordering two thirds of the spins should be fully up and one third fully down. Note that the commensurate state with a *single* Fourier component is not satisfactory because it does not permit the expected nonzero total charge or magnetic moment in each TLL. To get that we invoke the interaction

$$V = -a\sigma(\mathbf{q})^3\sigma(0,0,3q_z) + (1/2)\chi^{-1}\sigma(0,0,3q_z)^2 \quad (20)$$

where  $a$  is a constant. This term is allowed because  $3\mathbf{q} + 3q_z\hat{k}$  is a reciprocal lattice vector. Here we assume that  $q_z$  for the order parameter  $\sigma$  is either F or AF, so that  $3cq_z/(2\pi)$  is either an integer or a half-integer. Minimization of  $V$  gives  $\sigma(0,0,3q_z) = a\chi\sigma(\mathbf{q})^3$ . It is also worth noting that the phase  $\psi$  of the OP (see Fig. 1b), although not fixed by scattering data, is fixed by a sixth order term in the free energy,

$$V_6 = C[\sigma(\mathbf{q})^6 + \sigma(\mathbf{q})^{*6}] = 2C|\sigma|^6 \cos(6\psi), \quad (21)$$

where  $C$  is a constant and  $\sigma = |\sigma|\exp(i\psi)$ . For  $C < 0$ ,  $V_6$  is minimal for  $\psi = n\pi/3$ , where  $n$  is an integer.

We now discuss question (c), starting with the experimental result of Eq. (1) for  $P(T)$  measured in a small electric field.[10] Since  $P(T)$  is already ordered, the magnetoelectric free energy is of the form

$$F = (1/2)[\chi_{\parallel}^{-1}\delta P_{\parallel}^2 + \chi_{\perp}^{-1}\delta P_{\perp}^2] + a\sigma_S^2[\mathbf{P}(\sigma_S)]^2 \quad (22)$$

where  $\mathbf{P}_{\parallel} = \mathbf{P}(\sigma_S = 0)$ ,  $\sigma_S$  is the ferrimagnetic OP,  $\chi$  is the dielectric susceptibility,  $a$  is a constant, and  $\delta\mathbf{P} \equiv \mathbf{P}(\sigma_S) - \mathbf{P}(\sigma_S = 0)$ . This free energy is invariant under time reversal ( $\sigma_S \rightarrow -\sigma_S$ ) and inversion ( $\mathbf{P} \rightarrow -\mathbf{P}$ ). Minimizing with respect to  $\delta\mathbf{P}$  we find that  $\delta P_{\perp} = 0$  and

$$P_{\parallel}(\sigma_S) = P(\sigma_S = 0) + 2a\chi_{\parallel}P(\sigma_S = 0)\sigma_S^2, \quad (23)$$

so that if  $\sigma_S \sim (T - T_c)^\beta$ , then  $\delta P_{\parallel} \sim (T - T_c)^{2\beta}$ . This result comports quite nicely with experiment, since this exponent at  $T_c$  appears to be close to 1.[10]

Finally, we comment on the direction of  $\mathbf{P}$  for a single bilayer. As mentioned, the polarization is zero unless  $\delta = 0$  (the system is commensurate). In Fig. 2b we show a bilayer with commensurate root 3 CO. Symmetry under the mirror operation perpendicular to the wave vector  $\mathbf{q}$  forces  $\mathbf{P}$  to be perpendicular to  $\mathbf{q}$ . Although calculations at zero temperature[9] indicate that  $\mathbf{P}$  is in the direction from a negative charge in one TLL to a positive charge in the other TLL, this special result need not hold for all temperatures and it would be interesting to actually measure the direction of  $\mathbf{P}$  as a function of temperature.

In summary: in this Letter we have provided a phenomenological explanation of the charge ordering, spin ordering, and ferroelectricity in  $\text{LuFe}_2\text{O}_4$ .

We thank A. D. Christianson and M. Angst for helpful correspondence, A. Boothroyd for introducing us to this subject, and E. J. Mele and T. C. Lubensky for several stimulating discussions.

- 
- <sup>1</sup> T. Kimura *et al.*, Nature **426**, 55 (2003).  
<sup>2</sup> L. C. Chapon, *et al.*, Phys. Rev. Lett. **93**, 177402 (2004).  
<sup>3</sup> G. Lawes *et al.*, Phys. Rev. Lett. **95**, 087205 (2005).  
<sup>4</sup> M. Kenzelmann, *et al.*, Phys. Rev. Lett. **95**, 087206 (2005).  
<sup>5</sup> A. B. Harris, Phys. Rev. B **76**, 054447 (2007).  
<sup>6</sup> M. Isobe *et al.*, Acta Cryst. **C46**, 1917 (1990).  
<sup>7</sup> A. J. C. Wilson, *International Tables for Crystallography* (Kluwer Academic, Dordrecht, 1995), Vol. A.  
<sup>8</sup> M. Tanaka, K. Siratori, and N. Kimizuka, J. Phys. Soc. Jpn, **53**, 760 (1984).  
<sup>9</sup> M. Angst, *et al.*, arXiv:0807.3527  
<sup>10</sup> N. Ikeda *et al.*, J. Phys. Soc. Jpn, **69**, 1526 (2000).  
<sup>11</sup> The temperatures of the phase transitions in LFO are subject to some controversy.  
<sup>12</sup> J. Iida *et al.*, J. Phys. Soc. Jpn, **62**, 1723 (1993).  
<sup>13</sup> A. D. Christianson *et al.*, Phys. Rev. Lett. **100**, 107601 (2008).  
<sup>14</sup> Y. Yamada *et al.*, Phys. Rev. B **62**, 12167 (2000).  
<sup>15</sup> Ref. 14 treated  $J_2$  and  $J_3$  incorrectly and needed a still further-range interaction to get the results quoted here.  
<sup>16</sup> A. Nagano *et al.*, Phys. Rev. Lett. **99**, 217202 (2007).  
<sup>17</sup> M. A. Subramanian, *et al.*, Adv. Mater. **18**, 1737 (2006).  
<sup>18</sup> L. D. Landau and E. M. Lifshitz, *Statistical Physics* (Pergamon, London, 1958).  
<sup>19</sup> A. D. Bruce and A. Aharony, Phys. Rev. B **11**, 478 (1975).  
<sup>20</sup> The first-principles calculations used Vanderbilt-type ultrasoft potentials with PBE exchange correlation, a 408 eV cutoff energy, and a  $9 \times 9 \times 9$   $k$ -point mesh within the primitive cell (see www.pwscf.org). The zone center phonons are obtained from a finite difference (0.02Å) method, T. Yildirim, Chem. Phys. **261**, 205 (2000).  
<sup>21</sup> D. Bloch, J. Phys. Chem. Solids, **27**, 881 (1966).