

The Discovery Potential of Laser Polarization Experiments

Markus Ahlers^{1,*}, Joerg Jaeckel^{2,†}, and Andreas Ringwald^{3,‡}

¹*Rudolf Peierls Centre for Theoretical Physics, University of Oxford, Oxford OX1 3NP, UK*

²*Institute for Particle Physics and Phenomenology, Durham University, Durham DH1 3LE, UK*

³*Deutsches Elektronen-Synchrotron, Notkestraße 85, 22607 Hamburg, Germany*

Abstract

Currently, a number of experiments are searching for vacuum magnetic birefringence and dichroism, *i.e.* for dispersive and absorptive features in the propagation of polarized light along a transverse magnetic field in vacuum. In this note we calculate the Standard Model contributions to these signatures, thereby illuminating the discovery potential of such experiments in the search for new physics. We discuss the three main sources for a Standard Model contribution to a dichroism signal: photon splitting, neutrino pair production and production of gravitons.

1 Motivation

A number of experiments searching for dispersive and absorptive features in the propagation of polarized light along a transverse magnetic field are presently operating (PVLAS [1], Q&A [2]), being commissioned (BMV [3]), or under serious consideration (OSQAR [4], PVLAS Phase II [5]). Their primary goal is to verify the long-standing prediction from quantum electrodynamics (QED) for these observables [6; 7; 8; 9], in particular to detect the vacuum magnetic birefringence caused by virtual electron-positron fluctuations, and to search for possible contributions of new very weakly interacting sub-eV particles, such as electrically neutral spin-zero (axion-like) [10], spin-one (photon-like) [11], or (mini-)charged [12] particles, or other new low-energy phenomena beyond the Standard Model (*e.g.* [13]). Therefore, the leading Standard Model contributions for vacuum magnetic birefringence and dichroism are of quite some interest. Since we are mainly interested in observables (nearly) free of a Standard Model background our main focus lies on the dichroism.

The leading QED contribution to vacuum magnetic dichroism, namely photon pair production, $\gamma \xrightarrow{B} \gamma\gamma$, also known as “photon splitting”, has been worked out some time ago and is well documented [7; 8].

***e-mail:** m.ahlers1@physics.ox.ac.uk

†**e-mail:** joerg.jaeckel@durham.ac.uk

‡**e-mail:** andreas.ringwald@desy.de

Here, we will also consider the leading contribution from weak interactions, *i.e.* neutrino pair production, $\gamma \xrightarrow{B} \nu\bar{\nu}$, and from gravitational interactions, *i.e.* the production of gravitons $\gamma \xrightarrow{B} G$.

The central questions which we would like to address are:

- How do the different contributions to the vacuum magnetic dichroism compare to each other?
- What is the background free discovery potential for new physics in measurements of vacuum magnetic dichroism?

To this end, we review in Sect. 2 the photon splitting contribution to the vacuum magnetic dichroism and calculate the neutrino pair production contribution to the latter. Moreover, we will estimate the size of the graviton contribution. We comment on an apparent dichroism caused by birefringence effects in high finesse cavities in Sect. 3. Finally, in Sect. 4 we summarize and conclude by giving estimates for the background free discovery potential for axion-like and minicharged particles.

2 Vacuum Magnetic Dichroism and Birefringence in the Standard Model

We will start with a brief review of the absorptive and dispersive features of light propagating through a magnetic field in vacuum. Specifically, we consider the case of linearly polarized laser light propagating orthogonal to the magnetic field lines. The laser amplitude can be decomposed in components parallel and perpendicular to the magnetic field, A_{\parallel} and A_{\perp} , respectively.

The dispersion relation $k_i - \omega$ for the two photon polarization states $i = \parallel, \perp$ with momenta k_i and frequency ω has a real dispersive ($\propto \Delta n_i$) and an imaginary absorptive ($\propto i\kappa_i$) part¹,

$$k_i - \omega = \omega \Delta n_i + \frac{i\kappa_i}{2}, \quad (1)$$

compared to the free vacuum propagation with $k - \omega = 0$. The photon-to-photon transition amplitude after a propagation distance ℓ can be written as (cf., *e.g.*, Refs. [11])

$$A_{\gamma \rightarrow \gamma}^i = \exp(i\omega \Delta n_i \ell) \exp(-\ell \kappa_i / 2). \quad (2)$$

From this, the survival probability for an incoming photon polarization state i can be inferred as

$$P_{\gamma \rightarrow \gamma}^i = |A_{\gamma \rightarrow \gamma}^i|^2 = \exp(-\ell \kappa_i) \approx 1 - \ell \kappa_i, \quad (3)$$

Hence, $\ell \kappa_i$ is the photon absorption probability, denoted π_i in the following. A linear polarized laser beam entering the magnetic field at an angle θ will experience a small rotation

$$\Delta\theta = \frac{1}{2}(|A_{\gamma \rightarrow \gamma}^{\perp}| - |A_{\gamma \rightarrow \gamma}^{\parallel}|) \sin(2\theta) \approx \frac{1}{4}(\pi_{\parallel} - \pi_{\perp}) \sin(2\theta), \quad (4)$$

where the approximation is valid for amplitudes that are close to 1 and $\kappa_i \ell \ll 1$. Phase shifts compared to an unmodified photon beam appear as the argument of the amplitude, $\text{Arg}(A_{\gamma \rightarrow \gamma}^{\perp, \parallel})$. One finds for the ellipticity,

$$\psi = \frac{1}{2}[\text{Arg}(A_{\gamma \rightarrow \gamma}^{\parallel}) - \text{Arg}(A_{\gamma \rightarrow \gamma}^{\perp})] \sin(2\theta) \approx \frac{1}{2}(\Delta n_{\parallel} - \Delta n_{\perp}) \omega \ell \sin(2\theta). \quad (5)$$

¹As usual, we work in natural units with $\hbar = c = 1$.

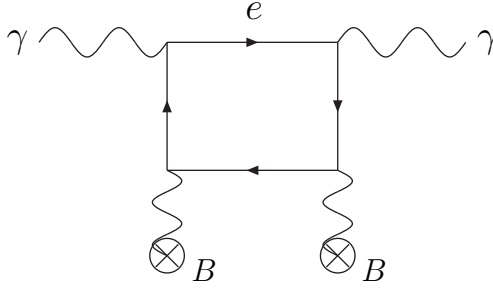


Figure 1: The leading order QED contribution to the photon propagator in an external magnetic field causing vacuum magnetic birefringence.

Due to Lorentz invariance neither rotation nor ellipticity appears in the absence of a magnetic field, and the amplitudes $A_{\gamma \rightarrow \gamma}^{\parallel, \perp}$ are equal. In the presence of a magnetic field, however, the amplitudes differ, because the oscillation and absorption lengths are different for photons parallel \parallel and perpendicular \perp to the magnetic field.

The contribution to Δn and ψ can be enhanced, if one exploits the possibility to enclose the magnetic field region within an optical cavity where the laser photons experience many reflections along the optical axis and thus a large number of passes through the magnetic field. In this case Eqs. (4) and (5) get an additional factor $N_{\text{pass}} \gg 1$ counting the number of reflections.

The leading order QED contribution to the refractive index by electron-positron fluctuations in an external magnetic field B (cf. Fig 1) is

$$\Delta n_{\parallel, \perp} = \left[(7)_{\parallel}, (4)_{\perp} \right] \frac{\alpha}{90\pi} \left(\frac{B}{B_{\text{cr}}} \right)^2, \quad (6)$$

where the critical magnetic field is defined as $B_{\text{cr}} = m_e^2/e \simeq 4.41 \times 10^9$ T. The corresponding leading order ellipticity induced by QED effects is then

$$\psi_{\text{QED}} = 1.0 \times 10^{-17} \left(\frac{\omega}{\text{eV}} \right) \left(\frac{\ell}{\text{m}} \right) \left(\frac{B}{\text{T}} \right)^2 N_{\text{pass}} \sin(2\theta). \quad (7)$$

For optical laser experiments with eV photons the real production of electron-positron pairs is not possible. The only Standard Model particles which are light enough to contribute to the absorption coefficient are photons, neutrinos and gravitons. We will present the results for the absorption probabilities $\pi_{\parallel, \perp}$ for photon splitting, neutrino pair production and graviton production in the following subsections.

2.1 Photon splitting

An exhaustive study of photon splitting in an external magnetic field, $\gamma \xrightarrow{B} \gamma\gamma$, has been conducted by Adler (cf. Refs. [7; 8]). Taking into account not only absorptive, but also dispersive effects, it was found that, at low energies, *i.e.* below the electron-positron pair production threshold, $2m_e > \omega > 0$, the reactions $\perp \rightarrow \perp_1 + \perp_2$, $\parallel \rightarrow \perp_1 + \parallel_2$, and $\parallel \rightarrow \parallel_1 + \perp_2$ are kinematically forbidden, leading in particular to

$$\pi_{\parallel}^{\gamma\gamma} = 0, \quad (8)$$

while the reaction $\perp \rightarrow \parallel_1 + \parallel_2$ occurs, with the absorption probability, for magnetic field strengths below the critical field strength, given by [7; 8; 9]

$$\pi_{\perp}^{\gamma\gamma} = \frac{13^2}{3^5 \times 5^3 \times 7^2 \pi^2} \alpha^3 \left(\frac{B}{B_{\text{cr}}} \right)^6 \left(\frac{\omega}{m_e} \right)^5 m_e \ell = 4.5 \times 10^{-86} \left(\frac{B}{\text{T}} \right)^6 \left(\frac{\omega}{\text{eV}} \right)^5 \left(\frac{\ell}{\text{m}} \right). \quad (9)$$

The extreme smallness of the probability of photon splitting results from the fact that diagrammatically it first appears in the hexagon diagram (cf. Fig. 3 in Ref. [8]), involving three interactions with the external magnetic field, leading to a suppression by a factor of $(B/B_{\text{cr}})^6$.

2.2 Neutrino pair production in constant magnetic fields

In contrast to photon splitting, the leading matrix element for neutrino pair production involves only one interaction with the external field and is, correspondingly, described by a box diagram. It can be most easily obtained from the effective Lagrangian describing processes involving two neutrinos and two photons at energies much below the electron mass [14] (see also Refs. [15]),

$$\mathcal{L}_{\text{eff}}^{\nu\bar{\nu}} = \frac{G_F g_A}{\sqrt{2}} \frac{\alpha}{6\pi} \frac{1}{m_e^2} \left\{ -(\partial^\mu L_\mu) \left(-\frac{1}{4} F_{\mu\nu} \tilde{F}^{\mu\nu} \right) + (\partial^\alpha F_{\alpha\beta}) \left(L_\mu \tilde{F}^{\beta\mu} \right) \right\} + \mathcal{O}(1/m_e^4). \quad (10)$$

For simplicity, we start by considering the case of one massive neutrino flavour, either of Dirac ($S = 0$) or Majorana ($S = 1$ and $\bar{\nu} = \nu$) type². In this case, the neutrino current reads $L_\mu = \bar{\nu} \gamma_\mu (1 + \gamma_5) \nu$. Note that, in the Standard Model, the axial vector coupling constants are $g_A = 1/2$ for ν_e and $g_A = -1/2$ for $\nu_{\mu,\tau}$, respectively.

For our case of interest, namely photon-initiated pair production of neutrinos in the background of a magnetic field, only the first term in Eq. (10) contributes to the matrix element. The differential number of produced neutrino pairs $\nu(p)\bar{\nu}(p')$, with total four momentum $k = p + p'$, is obtained as [14]

$$\frac{dn_{\nu\bar{\nu}}}{d^4k} = \frac{1}{1+S} \frac{G_F^2 g_A^2 \alpha^2}{9(2\pi)^7} \frac{m_\nu^2}{m_e^4} |\mathcal{G}(k)|^2 k^2 \sqrt{1 - 4\frac{m_\nu^2}{k^2}} \Theta(k^2 - 4m_\nu^2), \quad (11)$$

where $\mathcal{G}(k)$ is the Fourier transform

$$\mathcal{G}(k) \equiv \int d^4x e^{ik \cdot x} \left(-\frac{1}{4} F_{\mu\nu} \tilde{F}^{\mu\nu} \right) = \int d^4x e^{ik \cdot x} \mathbf{E} \cdot \mathbf{B}, \quad (12)$$

involving the scalar product between the electric field of the laser beam and the external magnetic field. The latter is zero, $\mathbf{E} \cdot \mathbf{B} = 0$, if the polarization of the laser beam is perpendicular to the direction of the magnetic field. Correspondingly, the probability π_{\perp} vanishes,

$$\pi_{\perp}^{\nu\bar{\nu}} = 0. \quad (13)$$

A non-zero result is obtained, on the other hand, when the laser beam's polarization is parallel to the magnetic field.

Concretely, we consider the field configuration

$$\mathbf{E} = E e^{i\omega(x-t)} \mathbf{e}_z, \quad \mathbf{B} = B \chi_x(-\ell/2, +\ell/2) \mathbf{e}_z, \quad (14)$$

²The difference between Dirac and Majorana neutrinos consist of a factor $(1+S)^{-1}$ in the production probability. The generalization to the more realistic case of three neutrino flavor and mass eigenstates with non-trivial mixing is considered in Appendix A. This does not change the order of magnitude of our results.

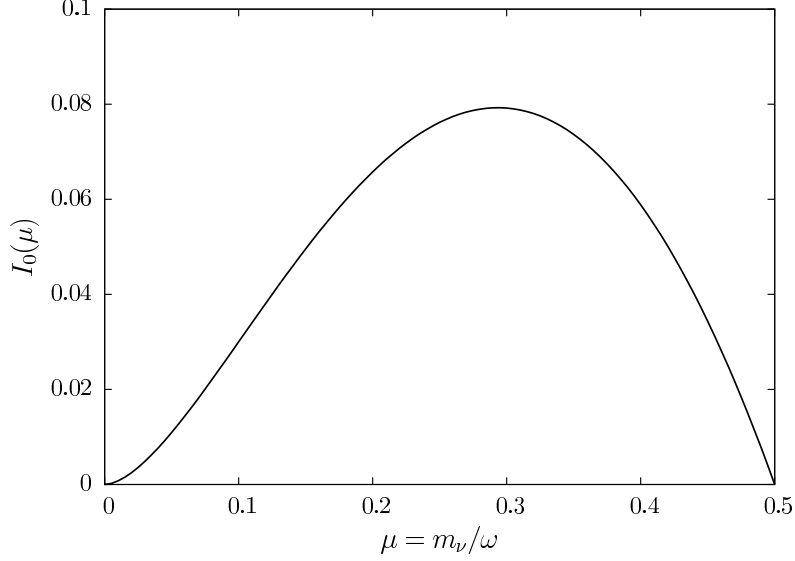


Figure 2: The asymptotic value I_0 of I for $\tau \rightarrow \infty$.

where the first equation describes a laser beam propagating in the x -direction with a linear polarization in the z direction and the second equation describes a constant magnetic field with linear extension ℓ in the x -direction ($\chi_x(a, b) = 1$ for $x \in [a, b]$ and $= 0$ otherwise) and pointing in the z direction. In this set-up one obtains

$$\mathcal{G}(k) = EB \delta(k_0 - \omega) \delta(k_y) \delta(k_z) (2\pi)^3 \Delta_\ell(k_x - \omega), \quad \text{with} \quad \Delta_\ell(k) = \frac{\sin(k\ell/2)}{k/2}. \quad (15)$$

Note that in the limit $\ell \rightarrow \infty$ the expression $\Delta_\ell(k)$ reduces to $(2\pi)\delta(k)$.

For the absorption probability of laser photons polarized along the direction of the magnetic field we find,

$$\begin{aligned} \pi_{\parallel}^{\nu\bar{\nu}} &= \frac{1}{1+S} \frac{2}{9} \frac{G_F^2 \alpha^2}{(2\pi)^4} \frac{B^2 \omega^4}{m_e^4} N_{\text{pass}} I\left(\frac{m_\nu}{\omega}, \omega\ell\right) \\ &= 5.76 \times 10^{-73} \frac{1}{1+S} \left(\frac{B}{\text{T}}\right)^2 \left(\frac{\omega}{\text{eV}}\right)^4 N_{\text{pass}} I(\mu, \tau), \end{aligned} \quad (16)$$

where

$$I(\mu, \tau) = \frac{\mu^2}{4} \int_{-\sqrt{1-4\mu^2}}^{\sqrt{1-4\mu^2}} d\kappa \sqrt{1 - \frac{4\mu^2}{1-\kappa^2}} (1-\kappa^2) |\Delta_\tau(\kappa-1)|^2, \quad (17)$$

with dimensionless parameters $\mu \equiv m_\nu/\omega$ and $\tau \equiv \ell\omega$.

In order to compare the probability of pair production (20) with the one of photon splitting (9), we have to evaluate the parametric integral (17). For all practical purposes, we are interested in its value for large values of the length ℓ in units of the inverse laser energy, $\tau = 5.1 \times 10^6 (\omega/\text{eV}) (\ell/\text{m}) \gg 1$. An integration by parts of Eq. (17) reveals the following asymptotic expansion for large τ ,

$$I(\mu, \tau) = I_0(\mu) + \frac{1}{\tau} \times J(\mu, \tau), \quad (18)$$

with $|J(\mu, \tau)| \leq 0.4$ and

$$I_0(\mu) = \frac{\mu^2}{2} \int_{-\sqrt{1-4\mu^2}}^{\sqrt{1-4\mu^2}} d\kappa \sqrt{1 - \frac{4\mu^2}{1-\kappa^2} \frac{1+\kappa}{1-\kappa}}. \quad (19)$$

The dependence of I_0 on the relative neutrino mass μ is shown in Fig. 2. The evident bound $I_0(\mu) < 0.08$ translates into a bound on the absorption coefficient from neutrino pair production in the limit $\tau \gg 1$ as

$$\pi_{\parallel}^{\nu\bar{\nu}} \leq 4.6 \times 10^{-74} \left(\frac{B}{\text{T}}\right)^2 \left(\frac{\omega}{\text{eV}}\right)^4 N_{\text{pass}}. \quad (20)$$

2.3 Neutrino pair production in alternating magnetic fields

The production of massive particles from massless laser photons requires a momentum contribution from the background magnetic field. Accordingly, the production probability is suppressed in more or less constant magnetic fields. Laser experiments can extend their sensitivity by considering alternating magnetic fields³. For simplicity, we consider a sinusoidal magnetic field of the form

$$\mathbf{B}(x, t) = B \mathbf{e}_z \chi_x(-\ell/2, +\ell/2) \times \begin{cases} \cos\left(\frac{N\pi}{\ell}x\right) & \text{for } N \text{ even} \\ \sin\left(\frac{N\pi}{\ell}x\right) & \text{for } N \text{ odd} \end{cases}, \quad (21)$$

where N counts the number of field alternations. In particular, these alternating magnetic fields are present as undulators in free electron lasers generating keV laser photons [19]. In this set-up one obtains

$$|\Delta_{\ell, N}(k)| = \left| \frac{2k}{k^2 - k_{\text{res}}^2} \right| \times \begin{cases} \sin\left(\frac{k\ell}{2}\right) & \text{for } N \text{ even} \\ \cos\left(\frac{k\ell}{2}\right) & \text{for } N \text{ odd} \end{cases}, \quad (22)$$

with $k_{\text{res}} \equiv N\pi/\ell$. In realistic experiments we consider the situation with a fixed width d of the magnetic domains much smaller than $\ell = (N+1)d$. In the limit of large N we can approximate expression (22) by its limit

$$\lim_{N \rightarrow \infty} |\Delta_{\ell, N}(k)| = \pi \left| \delta(k - k_{\text{res}}) + (-1)^N \delta(k + k_{\text{res}}) \right|, \quad (23)$$

with $k_{\text{res}} = \pi/d \simeq 6.2 \times 10^{-5} \times (\text{cm}/d) \text{ eV}$. For the production of on-shell neutrinos only the second term $\propto \delta(k + k_{\text{res}})$ contributes. Energy-momentum conservation requires $2\omega k_{\text{res}} - k_{\text{res}}^2 > 4m_\nu^2$. For typical neutrino masses of the order of 0.1 eV and free electron laser experiments with 10 keV photons and 1 cm undulators we can write the absorption probability as

$$\begin{aligned} \pi_{\parallel}^{\nu\bar{\nu}} &\simeq \frac{1}{1+S} \frac{G_F^2 \alpha^2}{36(2\pi)^3} \frac{m_\nu^2 B^2}{m_e^4} \omega^2 k_{\text{res}} \ell N_{\text{pass}} && \text{for } \omega \gg k_{\text{res}} \gg 2m_\nu^2/\omega \\ &\simeq 1.4 \times 10^{-63} \frac{1}{1+S} \left(\frac{m_\nu}{0.1\text{eV}}\right)^2 \left(\frac{B}{\text{T}}\right)^2 \left(\frac{\omega}{10\text{keV}}\right)^2 \left(\frac{d}{\text{cm}}\right)^{-1} \left(\frac{\ell}{10\text{m}}\right) N_{\text{pass}}. \end{aligned} \quad (24)$$

For the indicated experimental benchmark the neutrino production probability is increased by about a factor 100 compared to the constant magnetic field case (Eq. (16)).

³This has been noted in the context of axion-like particles [16; 17]. An alternative for axion-like particles is to insert phase-shift plates as proposed in [18], however, in laser polarization experiments this might be experimentally more challenging.




Figure 3: Leading order contributions to the graviton production in an external magnetic field.

2.4 Contribution from graviton production

The only remaining particle in the Standard Model that is light enough to be produced in a laser experiment is the graviton. In the presence of a magnetic field gravitons can mix with photons in a way similar to axions [17] (cf. also Fig. 3). There are, however, two crucial differences. The first is simply that gravitons are completely massless. The second is that while axions couple only to one polarization gravitons couple to both polarizations with equal strength. Accordingly, to leading order $\pi_{\parallel} = \pi_{\perp}$ and the leading order contribution to a rotation of the laser polarization (cf. Eq. (4)) cancels.

The QED vacuum birefringence (see Fig. 1), however, leads to a small difference in the graviton production for the different polarizations. The reason is that the QED effect causes a phase difference between the photon and the graviton. In consequence, gravitons at different positions along the beam line have different phases and constructive interference is disturbed⁴. Since the phase difference caused by QED depends on the polarization (this is exactly the birefringence property) graviton production, too, depends on the polarization and we can observe a dichroism. Moreover, at one-loop order (cf. right hand side of Fig. 3) there is also a difference in the photon-graviton amplitude between the two different polarizations.

Following [17] and including also the one-loop (electrons in the loop) correction to the photon-graviton amplitude [20] we find

$$\pi_{\parallel,\perp}^{\text{graviton}} = 2 \left(\frac{B}{M_{\text{Pl}}} \right)^2 \left(1 + C_{\parallel,\perp} \frac{\alpha}{4\pi} \left(\frac{B}{B_{\text{cr}}} \right)^2 \left(\frac{\omega}{m_e} \right)^2 \right)^2 \left(\frac{1}{\omega \Delta n_{\parallel,\perp}} \right)^2 \sin^2 \left(\frac{\omega \Delta n_{\parallel,\perp} \ell}{2} \right), \quad (25)$$

where we have used the QED contribution to the refractive index given in Eq. (6) and the coefficients

$$C_{\parallel} = \frac{10}{63}, \quad C_{\perp} = \frac{32}{315}. \quad (26)$$

Expanding the rotation $\Delta\theta = (\pi_{\parallel} - \pi_{\perp})/4$ in powers of B/B_{cr} the leading 0th order terms cancel. At next order we find,

$$\begin{aligned} \Delta\theta_{\text{graviton}} &= \left[\frac{1}{140} \left(\frac{\alpha}{2\pi} \right)^2 \left(\frac{B}{B_{\text{cr}}} \right)^2 \left(\frac{\omega}{m_e} \right)^2 - \frac{11}{128} \left(\frac{\alpha}{45\pi} \right)^2 \left(\frac{B}{B_{\text{cr}}} \right)^4 (\omega\ell)^2 \right] \left(\frac{B\ell}{M_{\text{Pl}}} \right)^2 N_{\text{pass}} \\ &\simeq \left[3.1 \times 10^{-76} \left(\frac{B}{\text{T}} \right)^4 \left(\frac{\ell}{\text{m}} \right)^2 \left(\frac{\omega}{\text{eV}} \right)^2 - 2.6 \times 10^{-72} \left(\frac{B}{\text{T}} \right)^6 \left(\frac{\ell}{\text{m}} \right)^4 \left(\frac{\omega}{\text{eV}} \right)^2 \right] N_{\text{pass}}. \end{aligned} \quad (27)$$

⁴This effect is analogous to the effect of the axion mass in the axion-photon system.

Experiment	ω [eV]	\mathcal{F}_{\max}	B_{\max} [T]	ℓ_B [m]	$ \Delta\theta_{\text{SM}} $ [nrad]	$ \psi_{\text{SM}} $ [nrad]
BMV	1.17	200000	12.3	0.365	2.8×10^{-53}	8.2×10^{-2}
OSQAR	1.17	10000	9.5	14.3	7.0×10^{-49}	9.6×10^{-2}
PVLAS	2.33	70000	5.0	1.0	9.8×10^{-54}	2.6×10^{-2}
PVLAS II	2.33	220000	2.3	0.5	1.8×10^{-56}	8.6×10^{-3}
Q&A	1.17	31000	2.3	0.6	1.3×10^{-57}	7.3×10^{-4}

Table 1: Parameters of the polarization experiments searching for a possible rotation $\Delta\theta$ of the polarization after passage through a magnetic field. ω is the frequency of the laser light, \mathcal{F}_{\max} is the maximal finesse of the cavity containing the magnetic field of maximal strength B_{\max} and length ℓ_B . The Standard Model contribution to the rotation, $\Delta\theta_{\text{SM}}$, is dominated by graviton production (Eq. (27)).

In Tab. 1 we have listed the total rotation expected from Standard Model contributions for various experimental setups. It is interesting to note that for the parameters of these experiments the largest contribution arises from graviton production, a somewhat smaller one from the neutrinos and the smallest is photon splitting.

3 Effects of the Experimental Apparatus

There are additional contributions to the vacuum magnetic dichroism originating from the experimental apparatus. Most experiments increase their sensitivities by the extension of the optical path in mirror systems, often by using Fabry-Pérot cavities. High finesse cavities possess resonant eigenmodes with extremely narrow line widths (see Appendix B). In the presence of magnetic birefringence – either as an effect of a non-ideal apparatus or a true signal – the wavelengths of the orthogonal and parallel modes are different. Consequently, the two polarizations cannot simultaneously be in perfect resonance with the cavity. As a result, at least one mode is attenuated. This can induce a rotation of the laser polarization plane [21].

As an example, let us consider an idealized situation where the only source of birefringence is the QED effect (cf. Eq. (6)). In the presence of vacuum magnetic birefringence the laser propagation modes orthogonal and parallel to the external magnetic field have $k_{\perp,\parallel} \approx \omega(1 + \Delta n_{\perp,\parallel})$. Using Eqs. (4), (41) and (42) we find that to leading order a Fabry-Pérot cavity which is locked to a resonance $\omega\ell = \mathbf{N}\pi$ will produce a rotation

$$\begin{aligned} \Delta\theta_{\text{FP}} &= \frac{1}{2} \frac{2R}{(1-R)^2} (\Delta n_{\perp}^2 - \Delta n_{\parallel}^2) (\omega\ell)^2 \sin(2\theta) \approx \frac{\mathcal{F}^2}{\pi^2} (\Delta n_{\perp}^2 - \Delta n_{\parallel}^2) (\omega\ell)^2 \sin(2\theta) \\ &\simeq -1.5 \times 10^{-24} \left(\frac{\mathcal{F}}{10^5}\right)^2 \left(\frac{B}{\text{T}}\right)^4 \left(\frac{\ell}{\text{m}}\right)^2 \left(\frac{\omega}{\text{eV}}\right)^2 \sin(2\theta), \end{aligned} \quad (28)$$

where \mathcal{F} is the finesse of the cavity (cf. Appendix B) and we have used the QED contribution of Eq. (6).

Already this contribution of QED effects can be huge compared to the Standard Model backgrounds discussed in the previous Sect. 2. For typical experimental values we find

$$|\Delta\theta_{\text{FP, QED}}| \sim \left(\frac{\mathcal{F}}{10^5}\right)^2 (10^{-14} - 10^{-8}) \text{ nrad}. \quad (29)$$

The small magnetic birefringence induced by QED effects is in general not the dominant contribution in realistic experiments. More importantly, reflections at the cavity mirrors can introduce a small phase shift $10^{-7} - 10^{-6}$ rad per pass between the orthogonal and parallel field component, that accumulates with the number of reflections N_{pass} [21]. In realistic cavities this is the dominant effect⁵.

However, it should be noted that this effect is an artifact of a specific experimental setup which includes a cavity. Moreover, even in setups with cavities it has been shown that the crosstalk between birefringence and dichroism can be eliminated by a suitable experimental technique [21]. In short, the size of the rotation depends on the way in which the cavity is locked to the laser. For example, if the laser is locked to the cavity with a condition $\omega\ell(1 + \Delta n_0) = N\pi$ with $\Delta n_0 \sim \Delta n_{\parallel,\perp} \ll 1$ we find for the rotation,

$$\Delta\theta_{\text{FP}} = \frac{\mathcal{F}^2}{\pi^2} [(\Delta n_{\perp} - \Delta n_0)^2 - (\Delta n_{\parallel} - \Delta n_0)^2] (\omega\ell)^2 \sin(2\theta). \quad (30)$$

Adjusting Δn_0 one can change the rotation. Using this and heterodyne detection, where different birefringence sources show up in different frequency sidebands, one can disentangle or eliminate the rotation caused by the cavity [21].

4 Conclusions

In these notes we have discussed the various Standard Model sources contributing to a rotation of the polarization of light when passing through a magnetic field. For typical experimental setups with magnetic fields of the order of 1 T, length of the order of 1 m and frequencies in the 1 eV range we find that the largest contribution arises from the production of gravitons (cf. Eq. (27)), a somewhat smaller contribution arises from neutrino pair production (cf. Eqs. (20), (24)) and the smallest contribution is photon splitting (cf. Eq. (9)). Table 1 shows the leading order contributions to the Standard Model rotation $\Delta\theta_{\text{SM}}$ and ellipticity ψ_{SM} for various laser polarization experiments. Allowing for some room in the experimental parameters the expected order of magnitude for the rotation lies in the range

$$\frac{|\Delta\theta_{\text{SM}}|}{N_{\text{pass}}} \sim (10^{-62} - 10^{-51}) \text{ nrad}. \quad (31)$$

Comparing this (cf. Eq. (31)) to the expected rotation from an axion-like particles (ALP) (in the limit of vanishing mass),

$$\frac{|\Delta\theta_{\text{ALP}}|}{N_{\text{pass}}} \sim \frac{B^2 \ell^2}{M_a^2}, \quad (32)$$

the Standard Model background is negligible even for axion scales M_a way beyond the Planck scale. Similarly, minicharged particles (MCP) (again in the limit of vanishing mass) lead to a rotation,

$$\frac{|\Delta\theta_{\text{MCP}}|}{N_{\text{pass}}} \sim 2.1 \times 10^4 \epsilon^{\frac{8}{3}} \left(\frac{B}{\text{T}}\right)^{\frac{2}{3}} \left(\frac{\ell}{\text{m}}\right) \left(\frac{\omega}{\text{eV}}\right)^{-\frac{1}{3}}. \quad (33)$$

Accordingly, the background free discovery potential is in the range $\epsilon \sim 10^{-28} - 10^{-25}$ which is very promising when compared to typical predicted values, *e.g.*, in realistic string compactifications, ranging from 10^{-16} to 10^{-2} [22].

In addition to these true Standard Model backgrounds to a dichroism causing a rotation of the laser light, realistic experiments can have additional experimental backgrounds. For example, in Fabry-Pérot

⁵ Residual gases in the cavity vacuum might become birefringent in the presence of the magnetic field, the *Cotton-Mouton effect*, however, this effect is sub-dominant in high quality vacua.

cavities there is a crosstalk between birefringence and dichroism. However, as demonstrated in [21] these effects can be controlled by suitable measurement techniques.

Overall, optical measurements of vacuum magnetic dichroism allow for an enormous discovery potential for new physics untainted by Standard Model backgrounds, motivating further experimental efforts to go beyond the current sensitivities.

Acknowledgments

The authors would like to thank Giovanni Cantatore, Javier Redondo and Giuseppe Ruoso for helpful discussions, suggestions and comments. MA acknowledges support by STFC UK (PP/D00036X/1).

A Neutrino Pair Production and Flavor Mixing

The neutrino flavor eigenstates ν_α ($\alpha = e, \mu, \tau$) are composed out of mass eigenstates ν_i ($i = 1, 2, 3$) according to

$$\nu_\alpha = \sum_i U_{\alpha i}^* \nu_i \quad \text{and} \quad \nu_i = \sum_\alpha U_{\alpha i} \nu_\alpha, \quad (34)$$

with $U^\dagger U = \mathbf{1}$. The neutrino currents of flavor α are generalized to

$$L_\alpha^\mu = \sum_{i,j} U_{\alpha i} U_{\alpha j}^* L_{ij}^\mu \quad \text{and} \quad L_{ij}^\mu = \sum_\alpha U_{\alpha i}^* U_{\alpha j} L_\alpha^\mu. \quad (35)$$

Note, that for on-shell neutrino mass eigenstates ν_i with mass m_i we have now vector *and* axial-vector contributions in the interaction term Eq. (10) according to mass splittings, *i.e.*,

$$\partial_\mu L_\alpha^\mu = \sum_{ij} U_{\alpha i} U_{\alpha j}^* \partial_\mu L_{ij}^\mu = \sum_{ij} U_{\alpha i} U_{\alpha j}^* [i(m_i - m_j) \bar{\nu}_i \nu_j + i(m_i + m_j) \bar{\nu}_i \gamma_5 \nu_j]. \quad (36)$$

Since $g_A^e = \frac{1}{2}$, but $g_A^{\mu,\tau} = -\frac{1}{2}$ the sum over intermediate flavor eigenstates ν_α in the process $\gamma \xrightarrow{B} \bar{\nu}_i \nu_j$ does not simply reduce to mass diagonal terms. Instead, the neutrino production probability of Eq. (16) (summed over all mass eigenstates) is generalized by the substitution

$$3g_A^2 I(\mu, \tau) \rightarrow \sum_{i,j} \left| \frac{1}{2} \delta_{ij} - U_{ei} U_{ej}^* \right|^2 I(\mu_i, \mu_j, \tau). \quad (37)$$

The generalized parametric integral (Eq. (17)) of the transition probability is

$$I(\mu_i, \mu_j, \tau) = \frac{\mu_i \mu_j}{4} \int_{-\sqrt{1-(\mu_i+\mu_j)^2}}^{\sqrt{1-(\mu_i+\mu_j)^2}} d\kappa \sqrt{1 - \frac{2(\mu_i^2 + \mu_j^2)}{1 - \kappa^2} + \left(\frac{\mu_i^2 - \mu_j^2}{1 - \kappa^2} \right)^2} (1 - \kappa^2) |\Delta_\tau(\kappa - 1)|^2. \quad (38)$$

B High Finesse Fabry-Pérot Cavities

Consider a Fabry-Pérot cavity as sketched in Fig. 4. The laser light (for illustration shown with a small incident angle) is transmitted and reflected by both cavity mirrors with coefficients T and $R = 1 - T$,

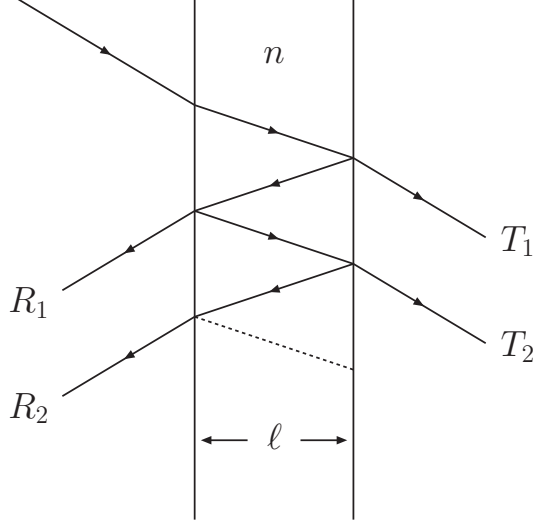


Figure 4: Light path inside a Fabry-Pérot cavity.

respectively. The transmitted laser amplitude T_n (relative to the initial amplitude right before the first mirror at $z = 0$) is

$$T_n = T \exp(-ik\ell) R^{n-1} \exp(-i2(n-1)k\ell). \quad (39)$$

The sum of these amplitudes gives

$$A_\gamma = T_1 + \dots + T_N = T \exp(-ik\ell) \frac{1 - \exp(-i2Nk\ell)R^N}{1 - \exp(-i2k\ell)R} \xrightarrow{N \rightarrow \infty} \frac{T \exp(-ik\ell)}{1 - \exp(-i2k\ell)R}. \quad (40)$$

The transmission coefficient of the Fabry-Pérot cavity is then given by

$$|A_\gamma|^2 = T^2 \frac{1 + R^{2N} - 2R^N \cos(2Nk\ell)}{1 + R^2 - 2R \cos(2k\ell)} \xrightarrow{N \rightarrow \infty} \frac{T^2}{1 + R^2 - 2R \cos(2k\ell)}. \quad (41)$$

Hence, the resonant modes of the cavity are $k\ell = N\pi$. The *finesse* of the cavity is defined as the ratio of the spread of the eigenmodes $\Delta\lambda$ over the line width $\delta\lambda$,

$$\mathcal{F} = \frac{\Delta\lambda}{\delta\lambda} = \frac{\pi}{2 \arcsin\left(\frac{1-R}{2\sqrt{R}}\right)} \approx \frac{\pi\sqrt{R}}{1-R}. \quad (42)$$

In the last expression we have used $1 - R \ll 1$. The effective number of passes of the laser photons between the cavity mirrors can be estimated from the finesse as

$$N_{\text{pass}} \approx \frac{2}{\pi} \mathcal{F}. \quad (43)$$

References

- [1] E. Zavattini *et al.* [PVLAS Collaboration], Phys. Rev. D **77** (2008) 032006 [arXiv:0706.3419 [hep-ex]].

- [2] S. J. Chen, H. H. Mei and W. T. Ni, *Mod. Phys. Lett. A* **22**, 2815 (2007) [arXiv:hep-ex/0611050].
- [3] C. Rizzo for the [BMV Collaboration], “Laboratory and Astrophysical Tests of Vacuum Magnetism: the BMV Project,” 2nd ILIAS-CERN-CAST Axion Academic Training 2006, (<http://cast.mppmu.mpg.de/>).
- [4] P. Pugnati *et al.* [OSQAR Collaboration], Optical search for QED vacuum magnetic birefringence, axions and photon regeneration (OSQAR), CERN-SPSC-2006-035, CERN-SPSC-P-331.
- [5] G. Cantatore, R. Cimino, M. Karuza, V. Lozza and G. Raiteri, [arXiv:0809.4208 [hep-ex]].
- [6] W. Heisenberg and H. Euler, *Z. Phys.* **98** (1936) 714 [arXiv:physics/0605038]; J. S. Schwinger, *Phys. Rev.* **82** (1951) 664.
- [7] S. L. Adler, J. N. Bahcall, C. G. Callan and M. N. Rosenbluth, *Phys. Rev. Lett.* **25** (1970) 1061.
- [8] S. L. Adler, *Annals Phys.* **67** (1971) 599.
- [9] W. Dittrich and H. Gies, *Springer Tracts Mod. Phys.* **166** (2000) 1.
- [10] L. Maiani, R. Petronzio and E. Zavattini, *Phys. Lett. B* **175** (1986) 359.
- [11] M. Ahlers, H. Gies, J. Jaeckel, J. Redondo and A. Ringwald, *Phys. Rev. D* **76**, 115005 (2007) [arXiv:0706.2836 [hep-ph]]; M. Ahlers, H. Gies, J. Jaeckel, J. Redondo and A. Ringwald, *Phys. Rev. D* **77**, 095001 (2008) [arXiv:0711.4991 [hep-ph]].
- [12] H. Gies, J. Jaeckel and A. Ringwald, *Phys. Rev. Lett.* **97** (2006) 140402 [arXiv:hep-ph/0607118]; M. Ahlers, H. Gies, J. Jaeckel and A. Ringwald, *Phys. Rev. D* **75** (2007) 035011 [arXiv:hep-ph/0612098].
- [13] J. Jaeckel, E. Masso, J. Redondo, A. Ringwald and F. Takahashi, *Phys. Rev. D* **75** (2007) 013004 [arXiv:hep-ph/0610203]; J. A. Beswick and C. Rizzo, *Annales de la Fondation Louis de Broglie*, Volume 33 no 1-2 (2008), [arXiv:quant-ph/0702128]; P. Brax, C. van de Bruck, A. C. Davis, D. F. Mota and D. J. Shaw, *Phys. Rev. D* **76**, 085010 (2007) [arXiv:0707.2801 [hep-ph]]; I. Antoniadis, A. Boyarsky and O. Ruchayskiy, *Nucl. Phys. B* **793** (2008) 246 [arXiv:0708.3001 [hep-ph]].
- [14] H. Gies and R. Shaisultanov, *Phys. Lett. B* **480** (2000) 129 [arXiv:hep-ph/0009342].
- [15] A. V. Kuznetsov, N. V. Mikheev and L. A. Vassilevskaya, *Phys. Lett. B* **427** (1998) 105 [Erratum-*ibid.* **B 438** (1998 ERRAT,B446,378.1999) 449] [arXiv:hep-ph/9712289]; M. V. Chistyakov and N. V. Mikheev, *Surveys High Energ. Phys.* **18** (2003) 193 [arXiv:hep-ph/0312381].
- [16] K. Van Bibber, N. R. Dagdeviren, S. E. Koonin, A. Kerman and H. N. Nelson, *Phys. Rev. Lett.* **59** (1987) 759.
- [17] G. Raffelt and L. Stodolsky, *Phys. Rev. D* **37** (1988) 1237.
- [18] J. Jaeckel and A. Ringwald, *Phys. Lett. B* **653** (2007) 167 [arXiv:0706.0693 [hep-ph]].
- [19] Linac Coherent Light Source (<http://ssrl.slac.stanford.edu/lcls/>); Free-electron laser in Hamburg (FLASH); (<http://flash.desy.de/>), European X-Ray Laser Project XFEL (<http://xfel.desy.de/>).

- [20] F. Bastianelli, U. Nucamendi, C. Schubert and V. M. Villanueva, *JHEP* **0711** (2007) 099 [arXiv:0710.5572 [gr-qc]].
- [21] G. Zavattini *et al.*, *Applied Physics B-Lasers and Optics*, Vol. 83, pp. 571-577 (2006).
- [22] K. R. Dienes, C. F. Kolda and J. March-Russell, *Nucl. Phys. B* **492** (1997) 104 [arXiv:hep-ph/9610479]; D. Lüst and S. Stieberger, *Fortsch. Phys.* **55** (2007) 427 [arXiv:hep-th/0302221]; S. A. Abel and B. W. Schofield, *Nucl. Phys. B* **685** (2004) 150 [arXiv:hep-th/0311051]; M. Berg, M. Haack and B. Körs, *Phys. Rev. D* **71** (2005) 026005 [arXiv:hep-th/0404087]; B. Batell and T. Gherghetta, *Phys. Rev. D* **73** (2006) 045016 [arXiv:hep-ph/0512356]. R. Blumenhagen, S. Moster and T. Weigand, *Nucl. Phys. B* **751** (2006) 186 [arXiv:hep-th/0603015]; S. A. Abel, J. Jaeckel, V. V. Khoze and A. Ringwald, *Phys. Lett. B* **666** (2008) 66 [arXiv:hep-ph/0608248]; S. A. Abel, M. D. Goodsell, J. Jaeckel, V. V. Khoze and A. Ringwald, *JHEP* **0807** (2008) 124 [arXiv:0803.1449 [hep-ph]].