

Stationary and transient leakage current in the Pauli spin blockade

F. Qassemi, W. A. Coish, and F. K. Wilhelm

*Institute for Quantum Computing and Department of Physics and Astronomy,
University of Waterloo, Waterloo, Ontario N2L 3G1, Canada*

(Dated: November 21, 2021)

We study the effects of cotunneling and a non-uniform Zeeman splitting on the stationary and transient leakage current through a double quantum dot in the Pauli spin blockade regime. We find that the stationary current due to cotunneling vanishes at low temperature and large applied magnetic field, allowing for the dynamical preparation of a pure spin ground state, even at large voltage bias. Additionally, we analyze current that flows between blocking events, characterized, in general, by a fractional effective charge e^* . This charge can be used as a sensitive probe of spin relaxation mechanisms and can be used to determine the visibility of Rabi oscillations.

PACS numbers: 73.63.Kv, 85.75.-d, 76.30.-v

Initialization and readout of well-defined quantum states are necessary for spin coherence measurements [1], single-spin resonance [2, 3, 4], and quantum information processing. Single electron spins in quantum dots show promise for quantum information tasks [5] due to their long coherence times, but their quantum states are difficult to initialize and read out. The Pauli spin blockade [6] partially solves these problems, where current through a double quantum dot is blocked conditional on the microscopic spin state of electrons.

Spin blockade is, however, imperfect; hyperfine interaction between electron and nuclear spins in III-V semiconductors lifts spin selection rules and can lead to a finite leakage current [7]. Very recently, spin blockade has been observed in double quantum dots made from silicon [8, 9] and carbon nanotubes [10, 11], in which the majority isotope has no nuclear spin. Even in these systems, the spin blockade can be lifted through spin exchange with the leads due to, e.g., cotunneling processes [12, 13]. Significantly, cotunneling events have been shown to be essential even in nuclear-spin-carrying quantum dots to describe nuclear-spin polarization in the spin-blockade regime [14, 15], and therefore should be taken into account.

Single-spin resonance measurements often rely on the transient current that flows between blocking events to probe the electron spin state [2, 3, 4]. An anomalously large transient current has recently been found [2], characterized by an effective charge e^* that passes through a double dot between blocking events. Without a complete understanding of this additional leakage, it may not be possible to determine the visibility of Rabi oscillations in these systems.

We begin from a standard tunneling description for a series-coupled double quantum dot in a magnetic field gradient (Fig. 1(a)). A field gradient is important in spin resonance experiments for local addressing, and may arise from the stray field of a nanomagnet [4] or the Overhauser field due to non-uniformly polarized nuclear spins [2]. The full Hamiltonian is $H = H_0 + V$, with un-

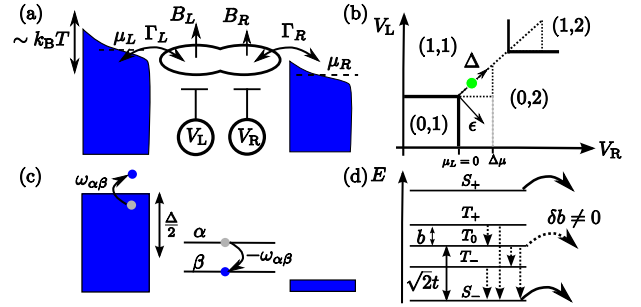


FIG. 1: (Color online) A double quantum dot coupled to leads (a). The charge stability diagram is shown in (b). At low temperature, inelastic cotunneling (c) induces transitions to lower-energy dot levels. Two-electron states at $\epsilon = 0$ are shown in (d) with allowed $T = 0$ cotunneling transitions indicated with straight dashed arrows and curved arrows indicating sequential-tunneling processes.

perturbed part $H_0 = H_{DD} + H_L$. The Fermi leads are described by $H_L = \sum_{lk\sigma} \epsilon_{lk} c_{lk\sigma}^\dagger c_{lk\sigma}$, where $c_{lk\sigma}$ annihilates an electron in lead $l = \{L, R\}$, orbital k , with spin $\sigma = \{\uparrow, \downarrow\}$. The double-dot Hamiltonian and perturbation are, respectively,

$$H_{DD} = \sum_l \left(\frac{U}{2} n_l(n_l - 1) - V_l n_l \right) + U' n_L n_R - \sum_\sigma t (d_{L\sigma}^\dagger d_{R\sigma} + \text{h.c.}) + b S^z, \quad (1)$$

$$V = \delta b \delta S^z + \sum_{kl\sigma} t_l (c_{lk\sigma}^\dagger d_{l\sigma} + \text{h.c.}). \quad (2)$$

Here, we have set $\hbar = 1$, $n_l = \sum_\sigma n_{l\sigma}$ and $n_{l\sigma} = d_{l\sigma}^\dagger d_{l\sigma}$ are the usual number operators, where $d_{l\sigma}$ annihilates an electron in dot l with spin σ , U and U' are the on-site and nearest-neighbor charging energies, respectively, V_l gives the single-particle potential of dot l , t is the interdot tunnel coupling, $b = (b_L + b_R)/2$ and $\delta b = (b_L - b_R)/2$ are the Zeeman splitting and gradient, respectively, where $b_l = g\mu_B B_l$ gives the Zeeman splitting of the electron in dot l with g -factor g and local magnetic field B_l . The spin

operators are defined by $S^z = S_L^z + S_R^z$, $\delta S^z = S_L^z - S_R^z$, and $S_i^z = (n_{i\uparrow} - n_{i\downarrow})/2$. t_l is the tunneling amplitude between dot l and lead l .

For $|t|, |b| \ll U, U'$, the ground state of H_{DD} is approximately described by the dot occupation numbers (n_L, n_R) and can be tuned by varying V_l , giving the charge stability diagram (see Fig. 1(b)). At positive bias $\Delta\mu$ (we set $\mu_L = 0$, $\Delta\mu = \mu_L - \mu_R > 0$, where μ_l is the chemical potential of lead l), processes of the form $(n_L + 1, n_R) \rightarrow (n_L, n_R + 1) \rightarrow (n_L, n_R)$ are allowed by energy conservation in the triangular regions indicated in Fig. 1(b), possibly resulting in the flow of current. The current will be blocked if an additional selection rule prevents one of the transitions in the transport cycle. This is the situation in the Pauli spin-blockade regime.

We transform to new energy coordinates, given by the detuning $\epsilon = V_R - V_L - U + U'$ and a parameter describing the depth of two-electron levels $\Delta = V_L + V_R - U - U'$ (see Fig. 1(c)). We focus on the resonant-tunneling regime [16] ($\epsilon \lesssim t$) and low temperature $k_B T < \sqrt{2}t < \Delta/2 < \Delta\mu < U'$ (see the filled circle in Fig. 1(b)). Near the triple point ($\Delta = 0$, $\epsilon = 0$), where the $(1, 1)$, $(0, 2)$, and $(0, 1)$ charge states become degenerate, we work in a reduced Hilbert space composed of these three orbital configurations. In this subspace, the eigenstates of H_{DD} : $H_{DD}|j\rangle = E_j|j\rangle$ are $|j\rangle = \{|\sigma\rangle, |\alpha\rangle\}$, where $|\sigma\rangle = d_{R\sigma}^\dagger|0\rangle$ and α labels two-electron states: three triplets and two singlets, hybridized by t . The triplets are $|T_+\rangle = |\uparrow\uparrow\rangle$, $|T_-\rangle = |\downarrow\downarrow\rangle$, $|T_0\rangle = (|\uparrow\downarrow\rangle + |\downarrow\uparrow\rangle)/\sqrt{2}$, and the hybridized singlets are $|S_+\rangle = \cos(\frac{\theta}{2})|S(1, 1)\rangle - \sin(\frac{\theta}{2})|S(0, 2)\rangle$ and $|S_-\rangle = \sin(\frac{\theta}{2})|S(1, 1)\rangle + \cos(\frac{\theta}{2})|S(0, 2)\rangle$, where $|S(1, 1)\rangle = (|\uparrow\downarrow\rangle - |\downarrow\uparrow\rangle)/\sqrt{2}$ with $|\sigma\sigma'\rangle = d_{L\sigma}^\dagger d_{R\sigma'}^\dagger|0\rangle$ and $|S(0, 2)\rangle = d_{R\uparrow}^\dagger d_{R\downarrow}^\dagger|0\rangle$. Here, the hybridization angle is given by $\tan\theta = -2\sqrt{2}t/\epsilon$. The energies of the one-electron states are $E_{\uparrow(\downarrow)} = -U - (\epsilon + \Delta)/2 + (-)b/2$, and for the two-electron states, we have $E_{T_0} = -U - \Delta$, $E_{T_\pm} = E_{T_0} \pm b$, $E_{S_\pm} = E_{T_0} - \epsilon/2 \pm \sqrt{\epsilon^2 + 8t^2}/2$.

In the limit $\max(|\Delta\mu|, k_B T) > \Gamma_l$, where Γ_l is the tunneling rate to/from lead l , we neglect coherences between the dot and leads and solve for the diagonal elements of the reduced (double-dot) density matrix $\rho_i = \langle i|\text{Tr}_L \rho|i\rangle$ (Tr_L indicates a partial trace over the leads) with the Pauli master equation [17]:

$$\dot{\rho}_i = \sum_j (\rho_j W_{j \rightarrow i} - \rho_i W_{i \rightarrow j}). \quad (3)$$

We calculate the transition rates $W_{i \rightarrow j} = W_{i \rightarrow j}^{\text{st}} + W_{i \rightarrow j}^{\text{cot}}$ directly from Fermi's golden rule. Here, the sequential-tunneling rates ($W_{i \rightarrow j}^{\text{st}} \propto |t_l|^2$) describe direct hopping at leading order in the dot-lead coupling and the cotunneling rates ($W_{i \rightarrow j}^{\text{cot}} \propto |t_l|^\eta$, $\eta > 2$) are higher-order in t_l .

Taking the double dot and leads to be in a product state and with lead l in thermal equilibrium at temperature T and chemical potential μ_l , the sequential tunneling

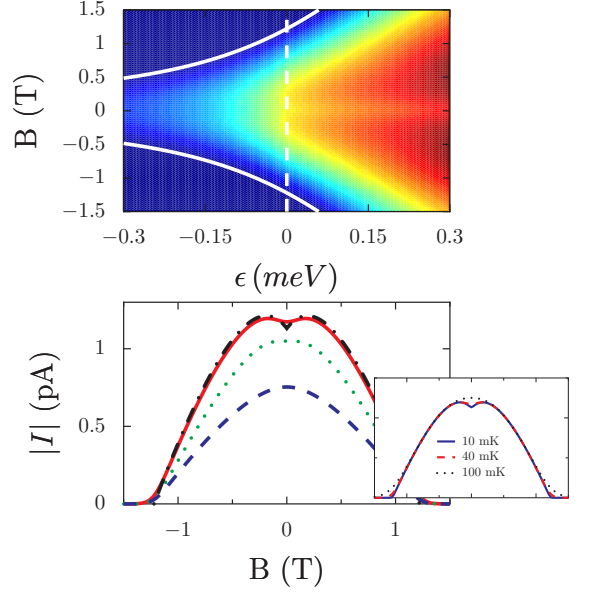


FIG. 2: (Color online) Leakage current in the spin-blockade regime due to inelastic cotunneling processes. We have taken $T = 40$ mK, $\Gamma_L = \Gamma_R = 10 \mu\text{eV}$, $t = 100 \mu\text{eV}$, $\Delta = 1 \text{ meV}$, and $g = 2.0$. A density plot of I with a field gradient $\delta B = 200$ mT (top) shows a suppression at $B = 0$ and sharp cutoff when $|g\mu_B B| > |E_{S_-}|$ (solid white lines). The current runs from $I \simeq 0$ (dark blue) to $I \simeq 1.7$ pA (dark red). Cuts along the white dashed line (bottom) show the evolution of $I(B)$ as δB is varied from 0 mT (dashed line), to 20 mT (dotted line), 200 mT (solid line), and for $W_{T_0 \rightarrow \sigma} \gg W_{\alpha \rightarrow \beta}$, $T = 0$ (dash-dotted line, from Eq. (7)). Evolution of the curve for $\delta B = 200$ mT as temperature is raised is shown in the inset.

rates at leading order in V are $W_{i \rightarrow j}^{\text{st}} = \sum_l W_{i \rightarrow j}^l$, where:

$$W_{\sigma \rightarrow \alpha}^l = \sum_{\sigma'} \Gamma_l |A_{l\sigma'}^{\alpha\sigma}|^2 f_l(\omega_{\alpha\sigma}),$$

$$W_{\alpha \rightarrow \sigma}^l = \sum_{\sigma'} \Gamma_l |A_{l\sigma'}^{\alpha\sigma}|^2 [1 - f_l(\omega_{\alpha\sigma})]. \quad (4)$$

Here, $A_{l\sigma'}^{\alpha\sigma} = \langle \alpha | d_{l\sigma}^\dagger | \sigma' \rangle$, $\Gamma_l = 2\pi\nu |t_l|^2$, where $\nu = \sum_k \delta(\epsilon_F - \epsilon_{lk})$ is the density of states per spin at the Fermi level, $f_l(E)$ is a Fermi function at temperature T and chemical potential μ_l , and $\omega_{ij} = E_i - E_j$.

For $\Delta\mu > |\Delta| > 2k_B T$, the stationary current is given by $I = e \sum_\alpha W_{\alpha \rightarrow \sigma}^R \bar{\rho}_\alpha$, where $\bar{\rho}_i$ is a solution to Eq. (3) with $\dot{\rho}_i = 0$. At leading order in V , current will be blocked if one of the triplet states is populated, since $W_{T_\gamma \rightarrow \sigma}^R = 0$ for $\gamma = 0, \pm$. In the absence of other spin-relaxation mechanisms, higher-order contributions in V must be considered to explain a finite leakage current.

We evaluate further corrections with a generalized Schrieffer-Wolff transformation to eliminate V to leading order: $\bar{H} = e^S H e^{-S} = H_0 + \bar{V} + \mathcal{O}(V^3)$, where $\bar{V} = [S, V]/2$, $S = (L_0^{-1}V)$, and the Liouvillian L_0 is defined by $L_0 A = [H_0, A]$ for any operator A . We then find the golden-rule rates at leading order in \bar{V} (second

order in V), giving two important contributions. The first contribution connects T_0 to the singlets via the Zeeman gradient ($\delta b \langle T_0 | \delta S^z | S_{\pm} \rangle \neq 0$), resulting in a finite field-assisted sequential-tunneling rate. Neglecting further corrections in $|t|/|\Delta| \ll 1$, we have

$$W_{T_0 \rightarrow \sigma}^R = \Gamma_R \frac{\delta b^2}{8t^2} [1 - f_R(\omega_{T_0\sigma})]. \quad (5)$$

The second (inelastic cotunneling) contribution allows for transitions between different two-electron states (see Fig. 1(c)), providing a potential escape route for all triplets (Fig. 1(d)). We find (neglecting resonant cotunneling contributions [18], which are exponentially suppressed for $\Delta/2 > k_B T$, and for $|\Delta - \epsilon| \gg |\omega_{\alpha\beta}|$):

$$W_{\alpha \rightarrow \beta}^{\text{cot}} = \frac{\pi \Gamma_L^2}{2(\Delta - \epsilon)^2} \sum_{\sigma' \sigma''} |A_{L\sigma}^{\alpha \sigma''}|^2 |A_{L\sigma'}^{\beta \sigma''}|^2 I(\omega_{\alpha\beta}, T), \quad (6)$$

where $I(\omega, T) = \omega / (1 - e^{-\omega/k_B T})$. Corrections due to spin exchange with the right lead are smaller in $\Delta/U' \ll 1$. At high temperature ($k_B T > |\omega|$) we have $I(\omega, T) \simeq k_B T$ [12, 13]. In this work, we focus on the low-temperature regime ($k_B T < |\omega|$), where $I(\omega, T) \simeq \omega \theta(\omega)$, giving rates that vanish linearly for small energy separation, with significant consequences.

We have numerically solved for the stationary current using the rates given in Eqs. (4)-(6) and have plotted the result vs. $B = b/g\mu_B$ and ϵ in the top of Fig. 2. There is a sharp cutoff in the leakage current at large b ($|b| > |E_{S_-}|$), which can be understood directly from Fig. 1(d). When the lowest-energy triplet state (T_- for $b > 0$) is below the lowest-energy singlet (S_-), current will be blocked as soon as T_- is populated, since the transition from T_- to S_- vanishes as $W_{T_- \rightarrow S_-} \propto \omega_{T_-, S_-} \theta(\omega_{T_-, S_-})$. Thus, at low temperature a *pure* spin state can be prepared ($|T_+ \rangle$ or $|T_- \rangle$ depending on the sign of b). We note that this preparation can be achieved even in the presence of a large bias voltage $\Delta\mu > k_B T$.

In the lower half of Fig. 2, we show cuts at $\epsilon = 0$ describing the evolution of $I(B)$ as the field gradient $\delta B = \delta b/g\mu_B$ is increased from zero. For sufficiently large δB , a dip appears near $B = 0$. This zero-field dip can once again be understood from Fig. 1(d). When δb is large, T_0 has a fast direct escape path by virtue of Eq. (5), so only the T_+ and T_- states can block current. At $b = 0$, all triplets are degenerate, resulting in a vanishing inelastic cotunneling rate at low temperature ($W_{T_{\pm} \rightarrow T_0} \simeq 0$); transport can only occur if T_{\pm} escapes via S_- . However, for a small nonvanishing Zeeman splitting $b > 0$, we have $W_{T_+ \rightarrow T_0} \propto b \neq 0$, allowing an additional escape route for T_+ . This results in an initial rise in current for small b , which eventually must fall to zero when $b \simeq \sqrt{2}t$, where T_- goes below S_- . In the limit where $W_{T_0 \rightarrow \sigma} \gg W_{\alpha \rightarrow \beta}$, $|\Delta| \gg |b|$, $\epsilon = 0$, and for $T = 0$, we find a simple expression for the stationary

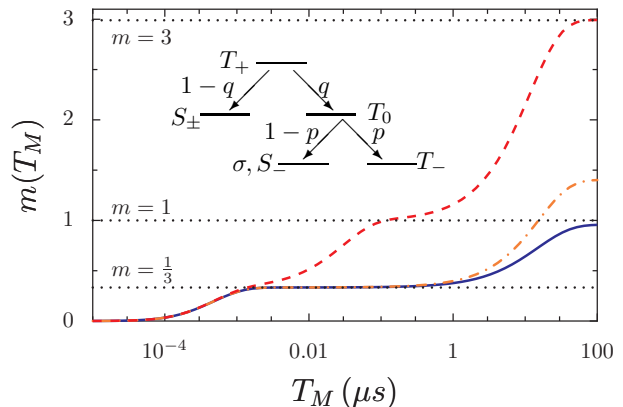


FIG. 3: (Color online) Average number $m(T_M)$ of electrons passing through the double dot within measurement time T_M . All values are as in Fig. 2 with the addition of $b = 1.01\sqrt{2}t$, $T = 0$, and $\Gamma_R = 10\Gamma_L = 10 \mu\text{eV}$. $m(T_M)$ is shown for $\delta B = 0 \text{ mT}$ (solid line), $\delta B = 3 \text{ mT}$ (dash-dotted line), and $\delta B = 100 \text{ mT}$ (dashed line). The predicted saturation points for 3 of 4 levels blocking ($m = 1/3$), 2 of 4 levels blocking ($m = 1$) and 1 of 4 levels blocking ($m = 3$) are shown with dotted lines. The decay cascade (inset) defines the branching ratios p and q .

leakage current:

$$I = \frac{e}{\pi} \left(\frac{\Gamma_L}{\Delta} \right)^2 \frac{(\sqrt{2}t - |b|)(\sqrt{2}t + 3|b|)}{\sqrt{2}t + |b|} \theta(\sqrt{2}t - |b|). \quad (7)$$

The current reaches a maximum at $b_{\text{max}} = \pm\sqrt{2}t(2/\sqrt{3} - 1) \approx \pm 0.22t$. Eq. (7) is shown as a dash-dotted line in the lower panel of Fig. 2. A sufficiently large electron temperature will wash out the zero-field dip, but provided $b_{\text{max}} \gtrsim k_B T$, this feature will still be visible (see the inset of Fig. 2). Reaching this regime for $T \simeq 100 \text{ mK}$ should be possible in nanowire [19] or nanotube double dots [20] where $t \gtrsim 100 \mu\text{eV}$ is common.

We now turn to the transient (time-dependent) current that flows between blocking events. We consider the instant after an electron has tunneled from the double dot to the right lead. With spin-independent tunneling rates, this leaves the dot in an equal mixture of the states $|\uparrow\rangle$ and $|\downarrow\rangle$, setting the initial condition: $\rho_\sigma(0) = 1/2$, $\rho_\alpha(0) = 0$. The transient current into the right lead is then given by $I_R(t) = e \sum_\alpha W_{\alpha \rightarrow \sigma}^R \rho_\alpha(t)$. The average number of electrons m that passes through the double dot, given a charge collection (measurement) time T_M is

$$m(T_M) = \frac{1}{e} \int_0^{T_M} d\tau I_R(\tau). \quad (8)$$

In Fig. 3 we plot $m(T_M)$ found by integration of Eq. (3) for a range of parameters when the stationary current is zero (i.e., $k_B T = \epsilon = 0$, $b > \sqrt{2}t$). The accumulated charge shows a series of plateaus at time

scales determined by the three types of rates given in Eqs. (4), (5), and (6). To better understand these plateaux, we consider the long-time saturation value $m = \lim_{T_M \rightarrow \infty} m(T_M)$, which can be evaluated directly.

We assume a probability P_B for the double dot to be in a blocking state each time an additional electron tunnels onto the dot. The probability of exactly n electrons passing through the double dot before current is blocked is then $P_n = (1 - P_B)^n P_B$, from which we find $m = \sum_n n P_n = (1 - P_B)/P_B$. In the simplest case, there may be N_B blocking levels out of N total, giving $P_B = N_B/N$. Assuming the two spin-polarized triplets $|T_{\pm}\rangle$ are perfect blocking states, we set $P_B = 1/2$ since 2 out of 4 (1,1)-states block perfectly, giving $m = 1$ (the expected value in Ref. [2]; the measured value was $m \simeq 1.5$). However, in the presence of some decay mechanism, transitions between the various two-electron states (see the inset of Fig. 3) no longer allow for a clear definition of “blocking” levels. Nevertheless, we can still determine P_B from the sum of probabilities for each independent path leading to a blocking state (T_- for the case shown in Fig. 3): $P_B = P_{\sigma \rightarrow T_-} + P_{\sigma \rightarrow T_0 \rightarrow T_-} + P_{\sigma \rightarrow T_+ \rightarrow T_0 \rightarrow T_-} = (1 + p + qp)/4$, where $P_{A \rightarrow B \dots}$ indicates the probability for a transition from state A to B , etc., and where the branching ratios are given (for $b > 0$) by: $p = W_{T_0 \rightarrow T_-} / (W_{T_0 \rightarrow T_-} + W_{T_0 \rightarrow S_-} + \sum_{\sigma} W_{T_0 \rightarrow \sigma})$ and $q = W_{T_+ \rightarrow T_0} / (W_{T_+ \rightarrow T_0} + W_{T_+ \rightarrow S_-} + W_{T_+ \rightarrow S_+})$. Inserting this result gives:

$$m = \frac{3 - p - pq}{1 + p + pq}. \quad (9)$$

The average effective charge transported between blocking events $e^* = (m + 1)e$ is non-integral in general, ranging from $e^* = \frac{4}{3}e$ to $e^* = 4e$. Eq. (9) should allow for a precision measurement of slow spin-relaxation processes characterized by p and q , independent of the microscopic mechanism. For concreteness, we consider the effects of cotunneling and field-assisted sequential tunneling below.

In the limit of zero detuning ($\epsilon = 0$), inserting the rates given in Eqs. (4), (5), and (6), we find $q = 1/2$, independent of b and t , leaving

$$m = \frac{2 - p}{\frac{2}{3} + p}; \quad p = \frac{2|b|}{\sqrt{2}t + 2|b| + \frac{\pi}{2} \left(\frac{\Delta \delta b}{\Gamma_L t} \right)^2 \Gamma_R}. \quad (10)$$

Thus, at $\epsilon = 0$, m can be tuned from $m = 3/5$ to $m = 3$ by varying b , δb , $\Gamma_{L,R}$, and t . Eq. (10) correctly predicts the saturation values at $m=0.96$, 1.4, and 3.0 for the solid, dash-dotted, and dashed lines, respectively, in Fig. 3. Although the formal analysis given here assumes zero stationary current, our results for e^* still hold when any weak perturbation lifts the spin blockade.

We have analyzed the effects of inelastic cotunneling on the Pauli spin blockade. Including a non-uniform

Zeeman splitting, we find and explain a zero-field dip in the stationary current. We have shown that a pure spin state can be dynamically generated, even at large bias. Finally, we have offered a possible explanation for an anomalously large value of the effective charge passing through the double dot found in experiments, which is important for single-spin resonance studies.

We thank D. G. Austing, J. Baugh, and J. Gambetta for useful discussions. We acknowledge funding from an NSERC discovery grant, QuantumWorks, a Mike and Ophelia Lazaridis Graduate Fellowship (FQ), and an Ontario PDF (WAC).

-
- [1] J. R. Petta, et al., Science **309**, 2180 (2005); D. J. Reilly, et al., Science **321**, 817 (2008); F. H. L. Koppens, K. C. Nowack, and L. M. K. Vandersypen, Phys. Rev. Lett. **100**, 236802 (2008).
 - [2] F. H. L. Koppens, et al., Nature **442**, 766 (2006).
 - [3] K. C. Nowack, et al., Science **318**, 1430 (2007).
 - [4] M. Pioro-Ladrière, et al., Nature Physics **4**, 776 (2008).
 - [5] D. Loss and D. P. DiVincenzo, Phys. Rev. A **57**, 120 (1998).
 - [6] K. Ono, et al., Science **297**, 1313 (2002).
 - [7] K. Ono and S. Tarucha, Phys. Rev. Lett. **92**, 256803 (2004); F. H. L. Koppens, et al., Science **309**, 1346 (2005); S. I. Erlingsson, O. N. Jouravlev, and Y. V. Nazarov, Phys. Rev. B **72**, 033301 (2005); J. Fransson and M. Råsaender, Phys. Rev. B **73**, 205333 (2006); O. N. Jouravlev and Y. V. Nazarov, Phys. Rev. Lett. **96**, 176804 (2006); J. Iñarrea, G. Platero, and A. H. MacDonald, Phys. Rev. B **76**, 085329 (2007); D. G. Austing, et al., Japn. J. Appl. Phys. (in press) (2009).
 - [8] N. Shaji, et al., Nature Physics **4**, 540 (2008).
 - [9] H. W. Liu, et al., Phys. Rev. B **77**, 073310 (2008).
 - [10] H. O. H. Churchill, et al., arXiv:0811.3236 (2008).
 - [11] H. O. H. Churchill, et al., arXiv:0811.3239 (2008).
 - [12] A. B. Vorontsov and M. G. Vavilov, Phys. Rev. Lett. **101**, 226805 (2008).
 - [13] H. W. Liu, T. Fujisawa, T. Hayashi, Y. Hirayama, Phys. Rev. B **72**, 161305(R) (2005).
 - [14] J. Baugh, Y. Kitamura, K. Ono, S. Tarucha, Phys. Rev. Lett. **99**, 096804 (2007).
 - [15] M. S. Rudner and L. S. Levitov, Phys. Rev. Lett. **99**, 036602 (2007).
 - [16] N. C. van der Vaart, et al., Phys. Rev. Lett. **74**, 4702 (1995).
 - [17] P. Recher, E. V. Sukhorukov, and D. Loss, Phys. Rev. Lett. **85**, 1962 (2000); V. N. Golovach and D. Loss, Phys. Rev. B **69**, 245327 (2004).
 - [18] J. König, H. Schoeller, and G. Schön, Phys. Rev. Lett. **78**, 4482 (1997).
 - [19] A. Pfund, I. Shorubalko, K. Ensslin, R. Leturcq, Phys. Rev. Lett. **99**, 036801 (2007).
 - [20] M. R. Gräber, et al., Phys. Rev. B **74**, 075427 (2006).