

Numerical Discovery of Drifting High-frequency QPOs in Global Simulations of Magnetic Boundary Layers

M. M. Romanova^{*}, A. K. Kulkarni[†]

Dept. of Astronomy, Cornell University, Ithaca, NY 14853

8 December 2018

ABSTRACT

We report on the numerical discovery of quasi-periodic oscillations (QPOs) associated with accretion through a non-axisymmetric magnetic boundary layer, when two ordered equatorial streams form and rotate synchronously at approximately the angular velocity of the inner disk. This type of matter flow and QPO features appear in the unstable regime when the magnetosphere is small and the disk rotates faster than the star. In the stable regime, which may dominate at higher inclinations of the dipole, a small magnetosphere disrupts the disk, and matter accretes to the star through tiny funnel streams, forming hot spots at the surface of the star, and the period of the star is expected to be observed in the lightcurve. However, if the disk rotates faster than the star, the funnel streams are “dragged” by the disk so that parts of the hot spots rotate faster than the star, and disk-frequency QPOs may be observed. In both stable and unstable regimes the disk frequency is expected to appear as a high-frequency QPO peak. Such a situation may appear during periods of enhanced accretion. Variation of matter flux leads to variation of the inner disk radius and to the drift of this QPO frequency.

Key words: accretion, dipole — plasmas — magnetic fields — stars

1 INTRODUCTION

In disk-accreting magnetized stars, disk-magnetosphere interaction and channeling of matter to the magnetic poles may determine the majority of observational features of such stars (e.g. Ghosh & Lamb 1979; Königl 1991). These include young solar-type stars (e.g. Bouvier et al. 2007) and very old stars such as magnetized white dwarfs (Warner 1995) or accreting millisecond pulsars (van der Klis 2000). In many cases no clear period is observed, and high-frequency quasi-periodic oscillations (QPOs) with a frequency corresponding to a fraction of the Keplerian frequency at the stellar surface are seen instead. It is often the case that a second, lower frequency peak appears and drifts in concert with the main frequency, forming two-peak QPOs. Such high-frequency oscillations are observed in both accreting millisecond pulsars (e.g. Wijnands & Van der Klis 1998) and in dwarf novae, which are a sub-class of cataclysmic variables (Warner & Woudt 2002a; Pretorius, Warner & Woudt 2006). It has been suggested that the high-frequency QPOs may be associated with accretion to a star with a very weak magnetic field, when some sort of weakly magnetized equatorial belt forms

(Paczynski 1978; Warner & Woudt 2002b). Lamb and Miller (2001) suggested that the high-frequency QPOs in accreting millisecond pulsars may result from rotation of clumps in the inner disk around a weakly magnetized star. In this paper we investigate accretion to stars with small magnetospheres, where the energy density of the disk matter dominates up to very small distances from the star, or even up to the stellar surface, while magnetospheres are small compared to the radius of the star. We call the region around the star with a weak magnetic field the Magnetic Boundary Layer (MBL), and consider different cases. We notice that as for large magnetospheres, matter may accrete either in stable (e.g. Romanova et al. 2003, 2004) or unstable regimes (Kulkarni & Romanova 2008a,b - hereafter KR08a,b; Romanova, Kulkarni & Lovelace 2008a). The most striking result is the fact that in the unstable regime an ordered structure of two tongues forms, and rotates with angular velocity of the inner disk, showing clear high-frequency QPO peaks associated with this rotation. Variation of the accretion rate leads to variation of this frequency. Below we describe this and other results in detail. In §2 we discuss possible classification of magnetic boundary layers, in §3 we consider MBLs in during stable accretion, in §4 we describe MBLs and formation of QPOs in the unstable regime. We present our conclusions in §5.

^{*} E-mail: romanova@astro.cornell.edu

[†] E-mail: akshay@astro.cornell.edu

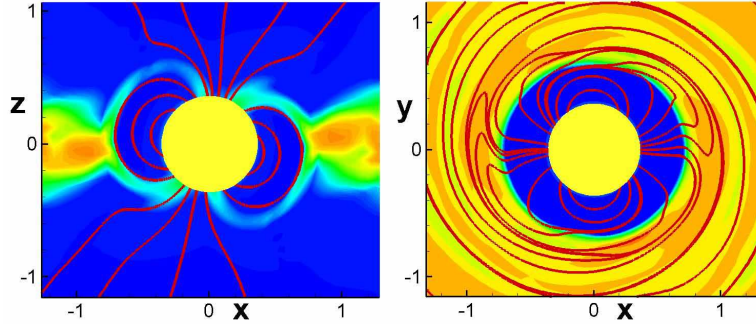


Figure 1. Stable accretion to a star with a small magnetosphere, where the magnetic moment of the star is $\mu = 0.2$ and is misaligned relative to rotational axis Ω at $\Theta = 15^\circ$. The left panel shows a slice of the density distribution and sample magnetic field lines in the xz ($\Omega\mu$) plane. The right panel shows the same in the xy - (equatorial) plane. Density varies between the highest (orange) to the lowest (blue) with density contrast 300.

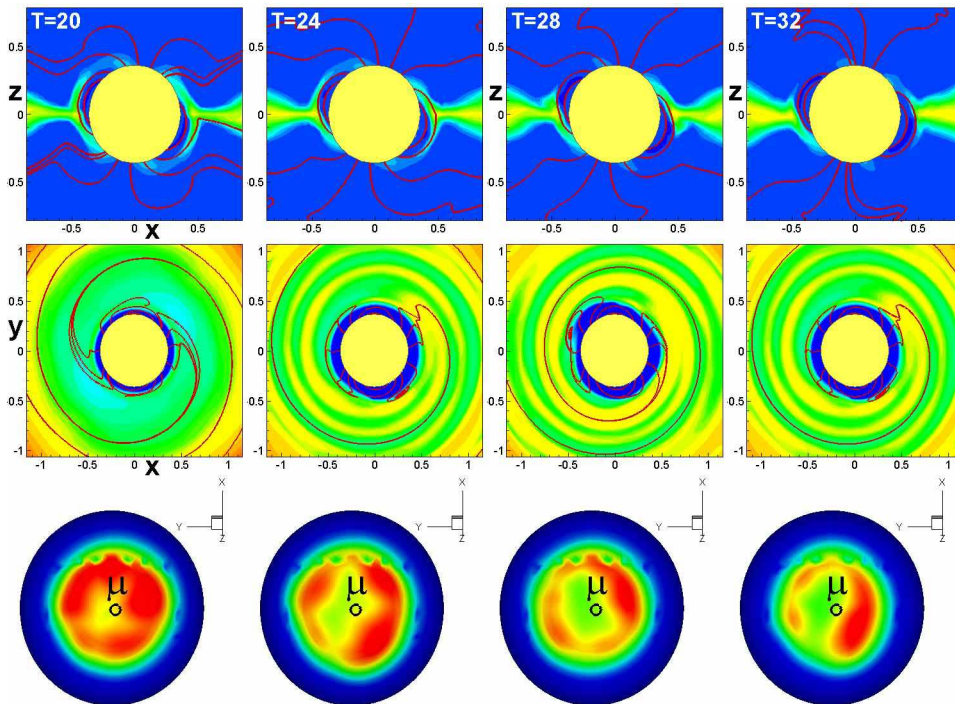


Figure 2. Stable accretion to a star with a very small (tiny) magnetosphere ($\mu = 0.08$) in the stable regime with $\Theta = 15^\circ$ ($\alpha = 0.04$). The top two panels show slices of the density distribution and sample magnetic field lines in the xz ($\Omega\mu$) plane and in the xy - (equatorial) plane. The bottom panel shows the distribution of the energy flux of the matter on the surface of the star (pole-on). The time T is measured in units of $\Delta T = 1/16P_0$, where P_0 is the Keplerian period at $r = 1$.

2 CLASSIFICATION OF BOUNDARY LAYERS

In accreting magnetized stars the disk is stopped by the stellar magnetosphere at the magnetospheric, or truncation, radius (e.g., Elsner and Lamb 1977):

$$r_m = k_A (GM_*)^{-1/7} \dot{M}^{-2/7} \mu^{4/7}, \quad (1)$$

where M_* and μ are the mass and magnetic moment of the star, \dot{M} is the accretion rate through the disk, and the coefficient k_A is of the order of unity (e.g., Long, Romanova, & Lovelace 2005; Bessolaz et al. 2008). The magnetospheric radius may be small if the magnetic moment of the star μ is small, or if the accretion rate is high. At a given magnetic moment of the star, variation of the accretion rate will lead

to expansion or compression of the magnetosphere, and so at very high accretion rates the magnetosphere may be completely buried by accreting matter (e.g. Cumming, Zweibel, & Bildsten 2001; Lovelace, Romanova, & Bisnovatyi-Kogan 2005), while at very low accretion rates it strongly expands, and different types of accretion are expected at different \dot{M} (e.g., Romanova et al. 2008b). An important parameter of the problem is the size of the magnetosphere in units of the stellar radius, r_m/R_* . Depending on this parameter we can define three types of boundary layers:

(1). *Hydrodynamic BL.* If the ratio $r_m/R_* \ll 1$, then the magnetic field does not influence the dynamics of matter flow in the vicinity of the star, and a purely hydrodynamic boundary layer is expected where the magnetic field can be

neglected. In this case the disk matter comes to the surface of the star and interacts with the star in the equatorial zone (Lynden-Bell & Pringle 1974; Pringle 1981; Popham & Narayan 1995). Such interaction leads to release of significant energy at the surface of the star, about a half of the gravitational energy, $\dot{L}_{BL} = 0.5GM_*\dot{M}/R_*$. Interaction through such a hydrodynamic boundary layer is expected in many non-magnetic white dwarfs and neutron stars and in cases where accretion rate is so high that the magnetic field is buried by the accreting matter. Recently it was noted that the boundary layer matter will not interact with the star as a thin layer, but will spread to higher latitudes along the surface of the star due to matter pressure (Ferland 1982). This effect has been calculated by Inogamov & Sunyaev (1999) and Piro & Bildsten (2004) and has recently been observed in axisymmetric hydrodynamic simulations by Fisker & Balsara (2005). Much less work has been done for analysis of the magnetic boundary layers (MBL).

(2). *Magnetic Boundary Layer (MBL) With Magnetospheric Gap.* If the magnetosphere is only slightly larger than the radius of the star, $r_m/R_* > 1$, then it stops the disk at a small distance from the star. The simulations described in this paper show that in this case, accretion may be either in the stable regime, or in the unstable regime where most of the matter accretes through instabilities (KR08; Romanova, Kulkarni, & Lovelace 2008a). We find that an unusual type of MBL forms in the unstable regime with two ordered streams rotating in the equatorial plane at approximately the angular velocity of the disk. These streams may be responsible for high-frequency QPOs

(3). *MBL Without a Magnetospheric Gap.* If the magnetospheric radius is comparable to the stellar radius, $r_m/R_* \approx 1$, then the magnetosphere cannot stop the disk, and the disk interacts with the stellar surface. In this case the magnetic field may be somewhat enhanced in the accretion disk due to wrapping of the magnetic field lines by the disk matter. Preliminary simulations have shown that interesting phenomena may happen at the disk-magnetosphere boundary, such as interaction through a Kelvin-Helmholtz-type instability.

Global 3D simulations of accretion to stars with large magnetospheres (a few stellar radii in size) were performed earlier (e.g., Romanova et al. 2003, 2004; Kulkarni & Romanova 2005 - hereafter KR05). It was recently found that stars may be either in the stable or unstable regime of accretion (KR08a,b; Romanova et al. 2008). In this paper we show results of global 3D simulations of accretion to star with very small magnetospheres, in both stable and unstable regimes, and some results for direct interaction between disk and a star.

3 ACCRETION IN THE STABLE REGIME AND EXPECTED FREQUENCIES

We use the 3D MHD “cubed sphere” Godunov-type code described in Koldoba et al. (2002). We use a later version with an α -type viscosity, which has been used for modeling both stable and unstable accretion (e.g. Romanova et al. 2004; KR08). We use dimensionless variables, and so the results can be used for different types of stars. The dimensionless

variables are such that the radius of the star is $R_* = 0.35$. To describe the star’s magnetic field strength we use the dimensionless magnetic moment μ , which we vary in the interval $\mu = 0.08 - 0.2$ (compared with $\mu = 2$ in former simulations of large magnetospheres). We vary the accretion rate as usual with the help of the α -parameter of viscosity at a fixed initial density in the disk, so that $\alpha = 0.02 - 0.04$ usually corresponds to low accretion rates, while $\alpha = 0.1 - 0.2$ corresponds to high accretion rates. Other dimensionless parameters and reference values for different types of stars are well described in Kulkarni & Romanova (2008).

Simulations have shown that the boundary between the stable and unstable regimes depends on a number of factors (Kulkarni & Romanova 2008a,b). Of these, two factors seem to be more important than others: the misalignment angle Θ of the dipole, and the ratio of the Keplerian rotation period at the inner disk radius to the rotation period P_* of the star. If a star with a small misalignment angle, $\Theta < 5^\circ$, rotates slowly so that the disk rotates much faster than the star, the accretion has a tendency to be unstable irrespective of α (KR08a,b). We have chosen slowly rotating stars with $r_{cor} = 1.8 \approx 5R_*$ and a corresponding dimensionless angular velocity of the star of $\nu_* = 0.68$. We take slowly rotating stars in order to model the situation in which the star initially has a large magnetosphere and is in the rotational equilibrium state, but later the accretion rate increases and the magnetosphere becomes small. To stabilize accretion we chose $\Theta = 15^\circ$. We also used $\alpha = 0.04$. In the description of the results we measure time in units of the Keplerian rotation period at $r = 1$. We considered two main cases. In one case, $\mu = 0.2$, the magnetosphere is relatively large. In the other case, $\mu = 0.08$, the magnetosphere is tiny.

Fig. 1 shows an example of accretion to a star with a small magnetic field, $\mu = 0.2$. Simulations show that a small magnetosphere forms, in which the magnetic field of the dipole dominates. The position of the inner disk edge is determined by the balance between the magnetic and kinetic matter pressure. Matter is lifted above the magnetosphere forming two funnel streams and accretes to the surface of the star forming two hot spots which have preferred position, though the funnel streams are dragged by the rapidly rotating disk and tend to rotate faster than the star (see also RUKL03). On the other hand the inclined dipole tends to stabilize such motion and tries to make the hot spots corotate with the star. As a result of these two factors the spots tend to rotate faster than the star, but at the same time a significant part of the spot is often located around the preferred position determined by the dipole inclination (see also RUKL04; KR05). Simulations have shown a QPO peak at the stellar frequency, which is not very sharp but is definite. No other definite peaks were observed, though in longer simulation runs we do expect to observe some peaks associated with the frequency of the inner edge of the disk, and possibly the beat frequencies, as well. Comparison of different frames of the simulation runs with hot spots shows that the lower-energy part of the spot rotates much faster than the star, probably with the angular velocity of the inner disk. Analysis of such patterns has been done by KR08b for unstable cases which have shown that the pattern rotates much faster than the star. Longer simulation runs are required to extract the high-frequency QPO associated with the “dragging” of the funnel streams by the disk.

Fig. 2 shows an example of accretion to a star with a tiny magnetosphere, $\mu = 0.08$. It is very surprising that in this case too, a tiny magnetosphere forms with tiny funnel streams hitting the surface of the star. Density waves form in the equatorial plane of the disk. Sometimes density fluctuations in the accreting matter push the disk to the stellar surface. However, later the magnetosphere is restored again. The hot spots have a preferred position but they often rotate faster than the star as a result of the difference in angular velocities between the disk and the star. In this case again, a QPO at the stellar frequency is expected, and also a QPO corresponding to the frequency at the inner edge of the disk and beats between these two frequencies. Longer simulation runs are required to extract these frequencies.

The main result of this section is that even small and tiny magnetospheres disrupt the disk and channel matter to the star, forming hot spots. It is also important to note that the high-frequency QPO associated with rotation of the inner edge of the disk is expected if the disk rotates faster (slower) than the star. Signs of faster rotation of the spot are clearly observed. Drifting of the high-frequency QPO is expected if the inner edge of the disk varies as a result of variation of the accretion rate. Future (longer) simulations will help obtain different frequencies.

4 ACCRETION THROUGH THE MBL IN THE UNSTABLE REGIME AND DRIFTING QPOS

Now we take a star with a small misalignment angle, $\Theta = 5^\circ$, which is favourable for the unstable regime, and choose two cases for investigation of the unstable regime. In one case the magnetosphere is small, $\mu = 0.2$ (and the viscosity coefficient $\alpha = 0.1$), while in the other case it is tiny $\mu = 0.1$ (and $\alpha = 0.02$). The star rotates slowly, like in the above cases of stable accretion with only slightly different parameters of rotation: $r_{cor} = 2 \approx 6R_*$, and $\nu_* = 0.63$. Below we describe these cases separately.

4.1 Small Magnetospheres: A New Type of Boundary Layer and QPOs

In the case of a small magnetosphere, $\mu = 0.2$, we observe that the instability starts, and matter penetrates through the equatorial region of the magnetosphere through a number of tongues. Later, however, two symmetric ordered tongues form and rotate synchronously with angular velocity approximately equal to the angular velocity in the inner region of the accretion disk, that is, much faster than the star. These tongues reach the surface of the star and produce two hot spots at the star's equator. Thus, two hot spots form and move faster than the star. The tongues deposit a significant amount of energy to the surface of the star. Part of this is the gravitational energy associated with acceleration of matter towards the star. We take this energy into account while plotting hot spots. In addition, there is energy released due to friction between the surface of the slowly rotating star and the foot-points of the rapidly rotating tongue.

Figure 3 shows the snapshots of rotation of the tongues, slices in the equatorial plane and spots on the star's surface.

The slices show that the magnetosphere has a strongly modified shape, particularly in those places where the tongues reach the surface of the star. They push the magnetosphere to the surface of the star and when the tongue moves, the magnetosphere re-emerges, while the tongue pushes another part of the magnetosphere to the surface of the star. Two strong hot spots form close to equatorial region. Sometimes they are not symmetric because the tongues push the magnetosphere more to one side than another. Some matter accretes to the poles through weak funnel streams. It is interesting that the polar spots also rotate with the angular velocity of the tongues. Thus, in the case of a small magnetosphere we observe a *new phenomenon* - a *modified boundary layer*, where the funnel streams and hot spots move with the angular velocity of the disk — much faster than the star. This is a new type of boundary layer where matter of the disk interacts with the star through unusual symmetric tongues. Rotation of hot spots along the surface of the star is expected to give strong QPO peaks at the frequency of the inner disk and twice that.

We performed the wavelet and Fourier analyses of the light-curves from hot spots obtained by integrating the light emitted from the surface of the star at a stellar inclination angle of $i = 45^\circ$. The light-curve is calculated suggesting that all the kinetic and thermal energy of the accreting matter is radiated isotropically when the matter falls onto the star, and taking the inclination into account (see Romanova et al. 2004; Kulkarni & Romanova 2005 for details). One can see that there are two main peaks in the spectrum. One of them, the lower frequency peak $\nu/\nu_* \approx 4$, comes from the fact that the rotation frequency of each spot is $\nu_{spot}/\nu_* \approx 2$, and there are two such equally spaced spots. The frequency of each spot corresponds to the Keplerian frequency at $r = 1.2$, which is somewhat larger than the inner edge of the disk $r_d \approx 0.8 - 0.9$. The higher frequency peak $\nu/\nu_* = 7.4$ may reflect the complex shape of the spot. Thus, the QPO frequency associated with this new boundary layer is somewhat lower than twice the frequency of the inner disk. This is probably due to the fact that the star rotates slowly and it slightly slows down the spin of the observed pattern. We did not observe the star's rotation frequency. However, our simulations are not long enough to investigate possible QPOs associated with the slowly rotating star.

4.2 Tiny Magnetospheres and QPOs

In another example we choose a smaller magnetosphere with magnetic moment $dip = 0.1$. Here we choose the smaller $\alpha = 0.02$ for variety and also to show that viscosity is not important in starting/stopping the instability. In this case the inner edge of the disk is initially at $r = 1.2$ and gradually moves inward. We observe that initially the modified boundary layer mentioned in the previous subsection is formed with two synchronous tongues and two comet-shaped spots on the surface of the star rotating with the angular velocity of the inner disk, which is now much closer to the star (see Fig. 5). The bottom panel shows the density distribution in the hot spots instead of the emitted flux, because it is expected that energy would be released mainly due to friction between the tongues and the surface of the star, which we do not calculate in this paper. In spite of the fact

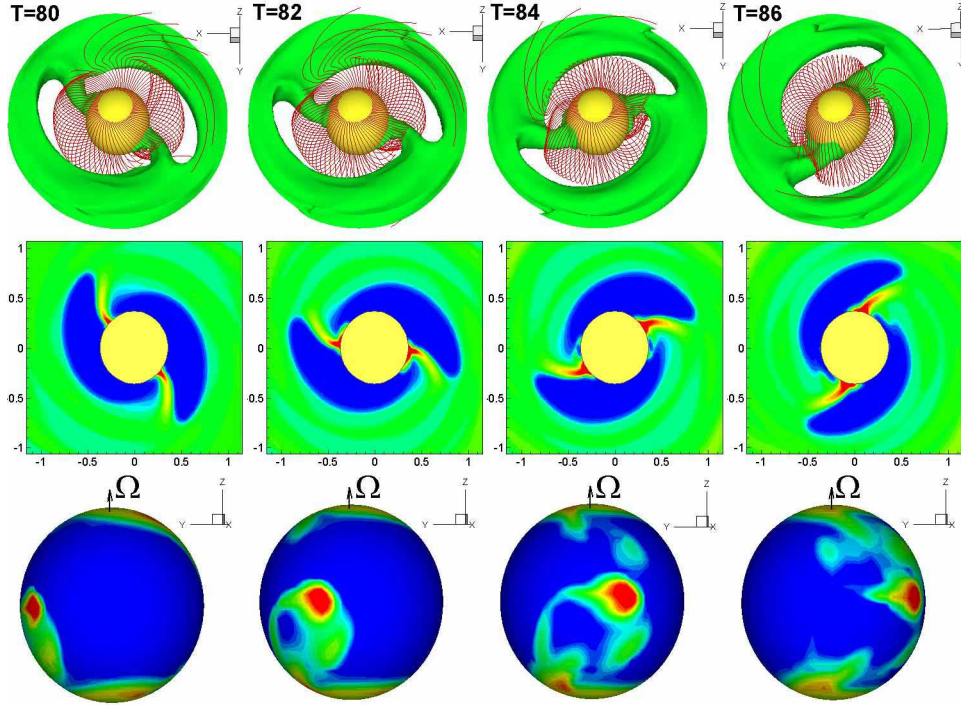


Figure 3. Snapshots of the MBL accretion through the synchronized unstable tongues in the case of a relatively large magnetosphere ($\mu = 0.2$ in dimensionless units). Top panel: one of the density levels and sample magnetic field lines. Middle panel: density distribution and sample magnetic field lines in the xy -plane. Bottom panel: matter flux on the star's surface. The time T is measured in units of $\Delta T = 1/16P_0$, where P_0 is the Keplerian period at $r = 1$.

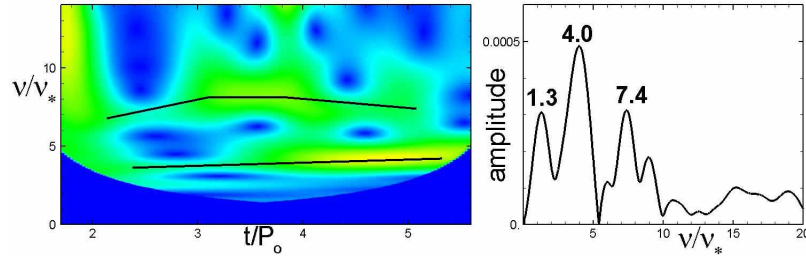


Figure 4. The wavelet (left) and Fourier (right) spectra of the light-curve obtained by integrating the radiation flux from the hot spots on the star's surface for the case shown in Fig. 2. The star's rotation axis is inclined to the observer's line of sight at an angle $i = 45^\circ$.

that tongues are very small, there is still energy associated with the kinetic energy of the matter in the tongues. The corresponding hot spots located in the region of the highest density are much smaller area than the spots shown in Fig. 5. Fig. 6 shows frequencies associated with the integrated light from these hot spots. One can see several peaks. We also calculate the rotation frequency of the tongues “manually”, by looking at different snapshots from simulations, and note that the frequency of each tongue is $\nu_{\text{tongue}} \approx 4\nu_*$, which is also approximately the frequency of the inner region of the disk. Thus, the main peak at $\nu = 3.8\nu_*$ corresponds to the rotation of each tongue. The second peak at $\nu = 8.3\nu_*$ approximately corresponds to frequency of two spots. Comparison with the wavelet plot shows that the other peaks are not significant. We should note that the simulations are long enough for the wavelet spectrum to catch the high-frequency phenomena, but not long enough to catch low-frequency phenomena, such as the rotation period of the

star, so that we cannot say for sure if the period of the star would be visible in longer simulation runs. We also probably miss beat frequencies which may appear in longer simulation runs. In much longer simulation runs of the unstable regime performed for larger magnetospheres, we do have cases in which the stellar frequency is observed, or cases of very strong instability in which the stellar frequency is not observed (Kulkarni & Romanova 2008b). In these simulations we also see a number of lower frequencies like the beat frequencies.

Closer to the end of this simulation run the accretion rate increases, and the disk matter starts interacting with the surface of the star along a belt-like path (see Fig. 7). Later, the belt becomes wider, and some unusual pattern is formed connected with some instability. This is probably the Kelvin-Helmholtz instability which develops between slowly rotating stellar surface and the much more rapidly rotating disk which is expected to rotate with a frequency $\nu_{\text{disk}} \approx$

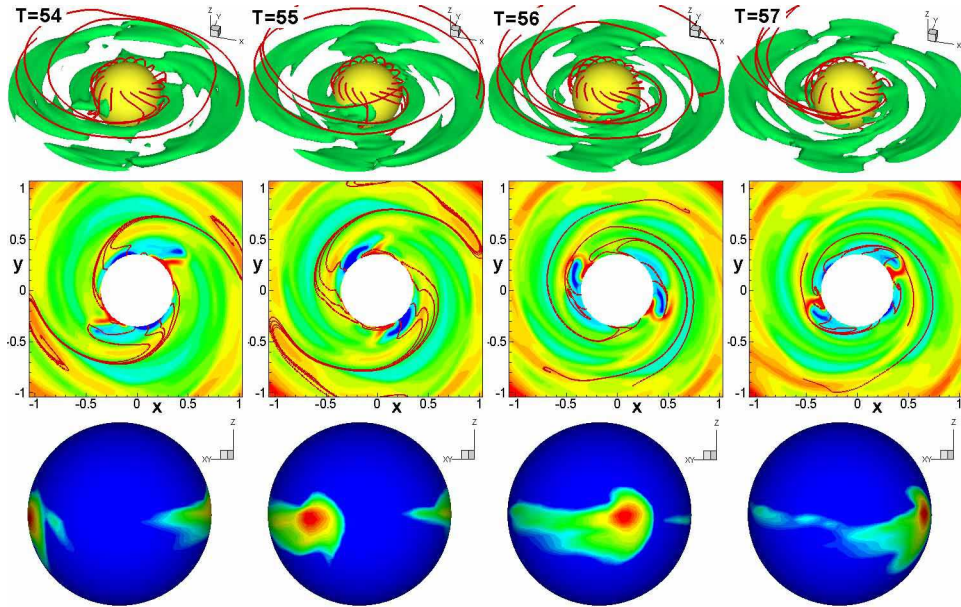


Figure 5. Top panel: one of the density levels and sample magnetic field lines in the case of a small magnetosphere, $\mu = 0.1$. Middle panel: xy -slice showing the density distribution and sample magnetic field lines. Bottom panel: density distribution on the surface of the star. The time T is measured in units of $\Delta T = 1/16P_0$, where P_0 is the Keplerian period at $r = 1$.

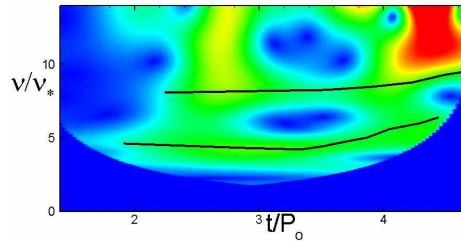


Figure 6. The wavelet spectrum of the light-curve obtained by integrating the radiation flux from the hot spots on the star's surface for the case shown in Fig. 3. The star's rotation axis is inclined to the observer's line of sight at an angle $i = 45^\circ$.

$8\nu_*$. We should note that in all cases, when the modified tongue or a boundary layer reaches the surface of the star, it spreads to higher latitudes as it was predicted by Inogamov & Sunyaev (1999) (see also Piro & Bildsten 2004; Fisker & Balsara 2005). Figure 8 shows such spreading and also a closer view of the unstable boundary layer. During such close contact between the disk and the star, energy is expected to be released mainly from friction between the disk matter and the stellar surface, like in the usual hydrodynamic boundary layer. Compared to all the cases in the previous sections, no energy is associated with the matter falling onto the star's surface.

4.3 Drift of High-frequency QPOs

In the above two cases, definite frequencies are observed, which are associated with rotation of tongues in the magnetic boundary layer when the magnetosphere interacts with the disk through two tongues which rotate at an angular velocity roughly corresponding to the frequency of the inner edge of the disk. In the case of a small magnetosphere we observed frequencies $\nu_{spot} \approx 2\nu_*$, while in the case of a tiny magnetosphere we observed a QPO with a fre-

quency $\nu_{spot} = 3.8\nu_*$. Thus, variation of the accretion rate from smaller to higher values will lead to drift of the high-frequency QPO from $2\nu_*$ to $3.8\nu_*$. Such drifts have been observed in, e.g., millisecond pulsars (van der Klis 2000) and dwarf novae (Pretorius et al. 2006). Though we consider accretion to a very slowly rotating star, similar MBLs and QPOs are expected for more rapidly rotating stars. The second high-frequency peak which is often observed in accreting millisecond pulsars may be connected with disk-star interaction. At the very low stellar rotation frequency considered in the paper, we do not see beat frequencies. The beat frequencies are expected to depart from the main frequency at higher rotation rates of the star.

5 DISCUSSION

We considered accretion to slowly rotating stars with small and tiny magnetospheres in the stable and unstable regimes.

(1) In the unstable regime we observed an unusual phenomenon: a new type of accretion through two ordered equatorial streams which connect the disk and the star. These streams rotate at approximately the angular velocity of the inner disk, and the corresponding

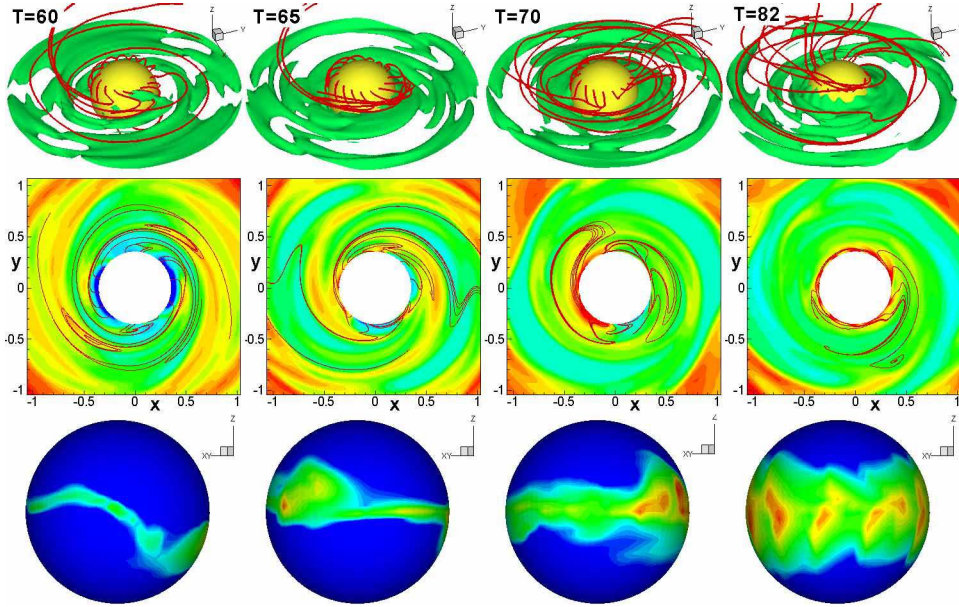


Figure 7. Same plot as in Fig. 5 but closer to the end of the run when the disk approaches the star. The time T is measured in units of $\Delta T = 1/16P_0$, where P_0 is the Keplerian period at $r = 1$.

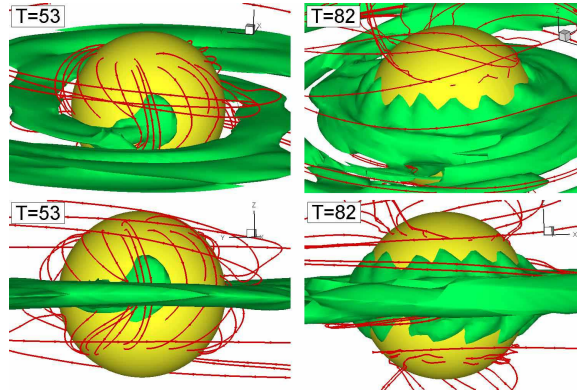


Figure 8. The inner part of the disk shows that matter is lifted along the surface of the star to larger latitudes. In the case when most of the disk comes to the surface of the star, a new instability appears at the disk-star boundary, which is probably of the Kelvin-Helmholtz type.

hot spots rotate much faster than the star. Such structure is observed at a variety of parameters for small and tiny magnetospheres for a long time (see animation at www.astro.cornell.edu/~romanova/qpo.htm). This high-frequency QPO will drift depending on the accretion rate: the frequency will increase with the accretion rate. Simulations have shown that the span of the drift in frequency is at least 1.8 but may be larger (we did not try all possible cases). Such drift span and dependence of the frequency on the accretion rate has been observed in a number of accreting millisecond pulsars (e.g. van der Klis 2000).

(2) In the stable regime, a small magnetospheric cavity and tiny funnel streams form, producing hot spots on the star's surface which tend to be in a preferred position determined by the dipole inclination ($\Theta = 15^\circ$). However, the rapidly rotating disk has a tendency to “drag” the funnel stream to faster rotation, due to which parts of the hot spot often rotate much faster than the star. A QPO frequency

associated with stellar rotation is often observed, and frequencies associated with rotation of the disk and possibly the beat frequencies are expected and may be observed in future, longer simulations.

The most striking result of this whole paper is the discovery of a new regime of unstable accretion which shows clear high-frequency QPO peaks.

Acknowledgments

The authors were supported in part by NASA grant NNX08AH25G and by NSF grants AST-0607135 and AST-0807129. We are thankful to NASA for using NASA High Performance Facilities.

REFERENCES

- Altamirano, D., Casella, P., Patruno, A., Wijnands, R., van der Klis, M., 2008, ApJ, 674L, 45A
- Arons, J., Lea, S. M., 1976, ApJ, 207, 914
- Bessolaz, N., Zanni, C., Ferreira, J., et al., 2008, A&A, 478, 155
- Bouvier, J., Alencar, S. H. P., Harries, T. J., Johns-Krull, C. M., Romanova, M. M., 2007, in B. Reipurth, D. Jewitt, K. Keil, eds., Proc. Protostars and Planets V. University of Arizona Press, Tucson, p. 479
- Cumming, A., Zweibel, E., Bildsten, L. 2001, ApJ, 557, 958
- Ferland, G.J., Langer, S.H., MacDonald, J., Pepper, G.H., Shaviv, G., & Truran, J. 1982, ApJ, 262, L53
- Fisker, J.L., Balsara, D.S., 2005, ApJ, 635, L69
- Elsner, R. F., Lamb, F. K., 1977, ApJ, 215, 897
- Ghosh, P., Lamb, F. K., 1979, ApJ, 232, 259
- Inogamov, N.A., & Sunyaev, R.A. 1999, Astron. Lett., 25, 269
- Königl, A. 1991, ApJ, 370, L39
- Kulkarni, A. K., & Romanova, M. M., 2005, ApJ, 633, 349 (KR05)
- Kulkarni, A. K., & Romanova, M. M., 2008a, MNRAS, 386, 673 (KR08a)
- Kulkarni, A. K., & Romanova, M. M., 2008b, MNRAS, in press (KR08b)
- Lamb, F.K., Miller, M.C., 2001, ApJ, 554, 1210
- Long, M., Romanova, M.M., Lovelace, R.V.E. 2005, ApJ, 634, 1214
- Lovelace, R.V.E., Romanova, M.M, 2007, ApJ, 670, L13
- Lovelace, R.V.E., Romanova, M.M, & Bisnovaty-Kogan 2005, ApJ, 625, 957
- Lynden-Bell, D., & Pringle, J.E. 1974, MNRAS, 168, 603
- Paczynski, B. 1978, in Zytkov A., ed., Nonstationary Evolution of Close Binaries, Polish. Sci. Publ., Warsaw, p. 89
- Piro, A.L., & Bildsten, L. 2004, ApJ, 610, 977
- Popham, R., & Narayan, R. 1995, ApJ, 442, 337
- Pretorius, M.L., Warner, B., & Woudt, P.A. 2006, MNRAS, 367, 1562
- Pringle, J.E. 1981, ARA&A, 19, 137
- Romanova, M. M., Kulkarni, A. K., Long, M., Lovelace, R.V.E. 2008b, Proceedings of the workshop *A Decade of Accreting Millisecond X-ray Pulsars*, Amsterdam, April 2008
- Romanova, M. M., Kulkarni, A. K., Lovelace, R.V.E. 2008a, ApJ, 673, L171
- Romanova, M. M., Ustyugova, G. V., Koldoba, A. V., Lovelace, R. V. E., 2003, ApJ, 595, 1009 (RUKL03)
- Romanova, M. M., Ustyugova, G. V., Koldoba, A. V., Lovelace, R. V. E., 2004, ApJ, 610, 920 (RUKL04)
- van der Klis, M., 2000, ARA&A, 38, 717
- Warner, B. 1995, Cataclysmic Variable Stars (Cambridge: Cambridge Univ. Press)
- Warner, B., & Woudt, P.A., 2002a, MNRAS, 333, 411
- Warner, B., & Woudt, P.A., 2002b, MNRAS, 335, 84
- Wijnands, R.A.D, & van der Klis, M., 1998, Nature, 394, 344

NUMERICAL DISCOVERY OF DRIFTING HIGH-FREQUENCY QPOS IN GLOBAL SIMULATIONS OF MAGNETIC BOUNDARY LAYERS

MARINA M. ROMANOVA

Department of Astronomy, Cornell University, Ithaca, NY 14853-6801; romanova@astro.cornell.edu

AKSHAY K. KULKARNI

Department of Astronomy, Cornell University, Ithaca, NY 14853-6801; akshay@astro.cornell.edu

Subject headings: accretion, dipole — plasmas — magnetic fields — stars

Draft version December 8, 2018

ABSTRACT

We report on numerical discovery of quasi-periodic oscillations associated with accretion through non-axisymmetric magnetic boundary layer, where two ordered equatorial streams form and rotate synchronously approximately with angular velocity of the inner disk. Variation of the matter flux and of the inner disk radius will lead to the drift of the associated frequency. This regime corresponds to the unstable regime of accretion to a star with a small magnetosphere. In stable regime matter is lifted above the magnetosphere and accretes in two funnel streams like in case of large magnetospheres. Oscillations with period of the star are expected, though the QPO associated with the disk frequency mode is also possible.

1. INTRODUCTION

In disk-accreting magnetized stars disk-magnetosphere interaction and channeling of matter to magnetic poles may determine the majority of observational features of such stars (e.g. Ghosh & Lamb 1978; Königl 1991). These include either very young stars of Solar-type - so-call classical T Tauri stars (e.g. Bouvier et al. 2007), or very old stars such as magnetized white dwarfs (Warner 1995) or accreting millisecond pulsars (Van der Klis 2000). In many cases no clear period is observed but instead high-frequency quasi-periodic oscillations (QPOs) with a main frequency corresponding to a fraction of the Keplerian frequency at the stellar surface. It is often the case that the second, lower frequency peak appears and drifts in parallel with the main frequency forming two-peak QPOs. Such high-frequency oscillations are observed in both, accreting millisecond pulsars (e.g. Wijnands & Van der Klis 1998), and in dwarf novae which is a sub-class of cataclysmic variables (Warner & Woudt 2002a; Pretorius, Warner & Woudt 2006). It was suggested that the high-frequency QPOs may be associated with accretion to a star with very weak magnetic field when some type of weakly magnetized equatorial belt forms (Paczynski 1978; Warner & Woudt 2002b). Lamb and Miller and (2001) suggested that the high-frequency QPOs in the accreting millisecond pulsars may result from rotation of clumps in the inner disk around weakly magnetized star. In this paper we investigate accretion to stars with small magnetospheres when matter of the disk dominates in the regions up to very close distances to the star, or even up to the stellar surface, while magnetospheres are small compared to the radius of the star. We call the region around the star with a weak magnetic field - the Magnetic Boundary Layer (MBL) and consider different cases. We noticed that like in case of large magnetospheres matter may accrete either in stable or unstable regimes (Kulkarni & Romanova 2008; Romanova, Kulkarni & Lovelace 2008). Most striking result is the fact that

in the unstable regime an ordered structure of two tongues forms which rotates with angular velocity of the inner disk and thus show clear high-frequency QPO peaks associated with this rotation. Variation of the accretion rate leads to variation of this frequency. Below we describe this and other results in detail. In §2 we describe different types of boundary layers, in §3 we consider MBL in case of stable accretion, in §4 we describe MBL and formation of QPOs in the unstable regime.

2. ACCRETION TO A STAR WITH SMALL MAGNETOSPHERE AND MAGNETIC BOUNDARY LAYERS

In disk-accreting magnetized stars the disk is stopped by the magnetosphere of the star at the magnetospheric, or truncation radius (e.g., Elsner and Lamb 1977):

$$r_m = k_A (GM_*)^{-1/7} \dot{M}^{-2/7} \mu^{4/7}, \quad (1)$$

where M_* is the mass of the star, μ is magnetic moment of the star, and \dot{M} is an accretion rate through the disk and coefficient k_A is of the order of unity (e.g., Long, Romanova, & Lovelace 2005; Bessolaz et al. 2008). The magnetospheric radius may be small as result of initially small magnetic moment of the star μ or, it may be small as a result of high accretion rate. At given magnetic moment of the star variation of the accretion rate will lead to expansion or compression of the magnetosphere, so that at very high accretion rates the magnetosphere may be completely buried by accreting matter (e.g. Cumming, Zweibel, & Bildsten 2001; Lovelace, Romanova, & Bisnovatyi-Kogan 2005), while at very low accretion rates it strongly expands and different type of accretion is expected at different \dot{M} (e.g., Romanova et al. 2008a). An important parameter of the problem is the size of the magnetosphere in units of stellar radius, r_m/R_* . Depending on this parameter we can define three types of boundary layers:

(1). *Hydrodynamic BL*. If the ratio $r_m/R_* \ll 1$, then

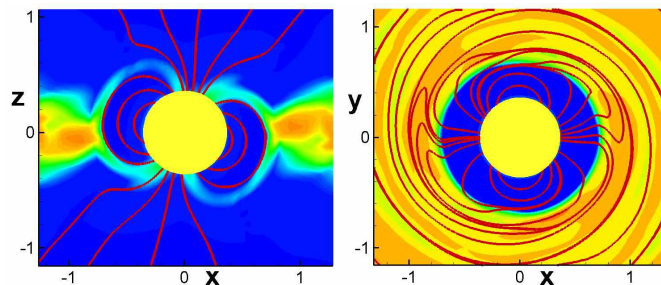


FIG. 1.— Stable accretion to a star with a small magnetosphere, where magnetic moment of the star $\mu = 0.2$ and it is misaligned relative to rotational axis Ω at $\Theta = 15^\circ$. Left panel shows a slice of the density distribution and sample magnetic field lines in the xz ($\Omega\mu$) plane. Right panel shows the same but in the xy - equatorial - plane.

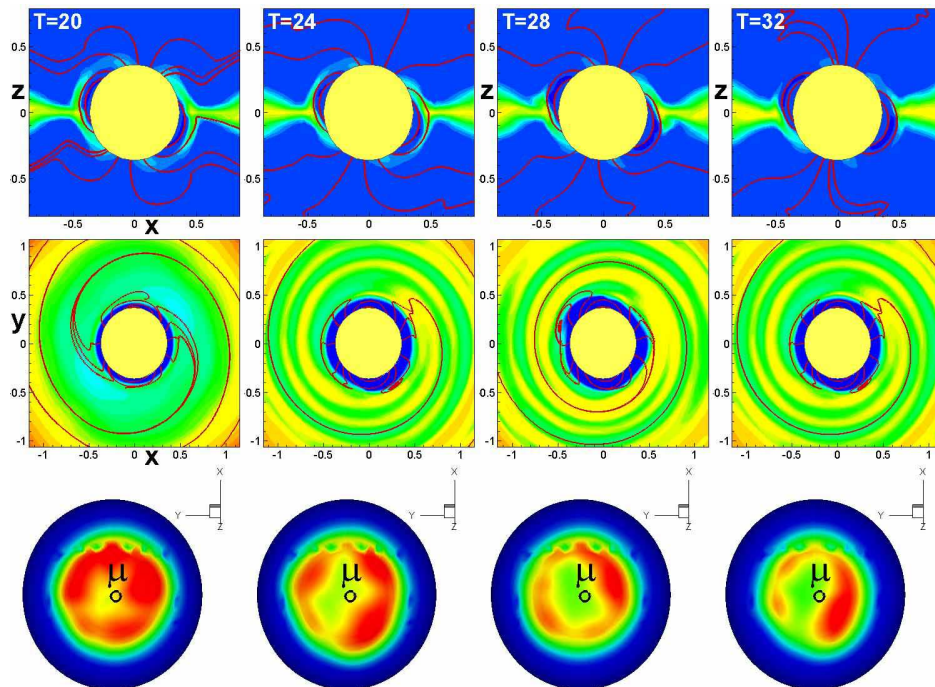


FIG. 2.— Stable accretion to a star with very small (tiny) magnetosphere ($\mu = 0.08$) in stable regime where $\Theta = 15^\circ$ ($\alpha = 0.04$). Top two panels show slices of density distribution and sample magnetic field lines in the xz ($\Omega\mu$) plane and in the xy - equatorial - plane. Bottom panel shows distribution of the kinetic energy flux on the surface of the star (pole-on).

the magnetic field does not influence the dynamics of matter flow in the vicinity of the star and pure hydrodynamic boundary layer is considered where magnetic field is neglected. In this case matter of the disk comes to the surface of the star and interacts with a star in the equatorial zone (Lynden-Bell & Pringle 1974; Pringle 1981; Popham & Narayan 1995). Such interaction leads to release of enormous energy at the surface of the star equal to the half of the gravitational energy, $\dot{L}_{BL} = 0.5GM_*\dot{M}/R_*$. Such boundary layers are expected in many weak-magnetic field accreting white dwarfs and neutron stars (e.g., Warner 1995) or in cases when accretion is so high that the magnetic field is buried by accreting matter. Recently it was noted that matter of the disk will not interact with a star in a thin boundary layer, but instead it will spread to higher latitudes along the surface of the star due to matter pressure (Ferland 1982). This effect had been calculated by Inogamov & Sunyaev (1999) and Piro & Bildsten (2004)

and had been recently observed in axisymmetric hydrodynamic simulations by Fisker & Balsara (2005) and Poutanen (2008). Much less work had been done for analysis of the magnetic boundary layers (MBL).

(2). *The Magnetic Boundary Layer (MBL) With Magnetospheric Gap.* If magnetosphere is only slightly larger than the radius of the star, $r_m/R_* > 1$, then it stops the disk at some small distance from the star. Simulations done in this paper show that in this case accretion may occur either in stable or in the unstable regime, where most of matter accretes through the instabilities (Kulkarni & Romanova 2008; Romanova, Kulkarni, & Lovelace 2008a). Simulations show that unusual type of MBL forms in the unstable regime which may be responsible for the high-frequency QPOs.

(3). *The MBL Without Magnetospheric Gap.* If magnetospheric radius is comparable to stellar radius, $r_m/R_* \approx 1$, then magnetosphere can not stop the disk and it can not

channel matter to the poles. The matter energy is larger than magnetic energy everywhere in the disk, however close to the star they are comparable, so that magnetic field is expected to be tightly wound in the inner part of the disk, and even can be enhanced due to rotation of the disk. Lamb & Miller (2001) suggested that such a passive magnetic field may be present in QPO-producing accretion disks around neutron stars, while Warner & Woudt (2002b) proposed that the inner region of the disk may form an equatorial belt, which may be responsible for the QPOs in dwarf novae, which is a sub-class of cataclysmic variables. Such MBLs were proposed theoretically but have not been investigated numerically yet.

Global 3D simulations of accretion to stars with large magnetospheres (of few stellar radii) were performed earlier (Romanova et al. 2003, 2004; Kulkarni & Romanova 2005). It was recently noted that many stars may accrete through the magnetic interchange instability (Kulkarni & Romanova 2008; Romanova, Kulkarni, & Lovelace 2008). In this paper we show results of global 3D simulations of accretion to a star with very small magnetosphere when magnetospheric gap is small, and some results for the case when disk interacts directly with the surface of the star. Below we show example results of accretion in stable and unstable regimes.

3. ACCRETION IN STABLE REGIME

We use the 3D MHD “cubed sphere” Godunov-type code which had been used earlier for modeling of accretion to a star with large magnetospheres in both stable and unstable regimes (see e.g. Koldoba et al. 2002; Romanova et al. 2004; Kulkarni & Romanova 2005, 2008a). To describe the strength of the magnetic field we use dimensionless magnetic moment μ , which we vary in the interval $\mu = 0.08 - 0.2$ (compared to $\mu = 2$ in simulations of large magnetospheres). We vary an accretion rate as usual with the help of α - parameter of viscosity at fixed initial density in the disk, so that $\alpha = 0.02 - 0.04$ usually corresponds to small accretion rate, while $\alpha = 0.1 - 0.2$ corresponds to large accretion rate. Simulations show that at larger misalignment angles Θ between the magnetic axis μ and rotational axis Ω accretion have tendency to be stable, though it is not the only condition. The boundary between stable and unstable regimes depend on a number of factors (Kulkarni & Romanova 2008b). We chosen two examples of stable accretion for misalignment angle $\Theta = 15^\circ$ and at $\alpha = 0.04$. In one case magnetosphere is larger, at $\mu = 0.2$. In other case, $\mu = 0.08$ the magnetosphere is tiny. We also considered the situation when a star rotates much slower than the inner disk. This is a typical situation when accretion rate is enhanced and a star with initially large magnetosphere become a star with small or tiny magnetosphere. We take a star with angular velocity $\Omega = 0.35$ in dimensionless units. Dimensionless units are such that $\Omega = 1$ at the distance $r = 3R_*$, or at $r = 1$ in dimensionless units). We measure time in periods of rotation at $r = 1$.

Fig. 1 shows an example of accretion to a star with small magnetic field, $\mu = 0.2$. Simulations show that a small magnetosphere formed where magnetic field of the dipole dominates. The position of the inner edge of the disk is determined by the balance between the magnetic and kinetic

matter pressure. Matter is lifted above the magnetosphere, it forms two funnel streams and accretes to the surface of the star forming two hot spots. Hot spots have preferred position, though the funnel streams are dragged by the disk and have tendency to rotate faster than the star (see also Romanova et al. 2003). From other side the inclined dipole have tendency to stabilize such motion and bring hot spots to the corotation. As a result of these two factors spots have tendency to rotate faster than the star, but at the same time significant part of the spot is often located around preferred position determined by inclination of the dipole (see also Romanova et al. 2004). Thus, the QPO peak at stellar frequency had been observed. QPO peak at the inner disk frequency is expected at longer simulation runs, and beats between these two frequencies.

Fig. 2 shows an example of accretion to a star with a tiny magnetosphere, $\mu = 0.08$. It is amazing that in this case a tiny magnetosphere also formed with tiny funnels hitting the surface of the star. Density waves formed in the equatorial plane of the disk. Sometimes density fluctuations in the accreting matter push disk to the stellar surface. However later the magnetosphere is restored again. Hot spots have preferred position but they often rotate faster than the star as a result of the difference in angular velocities between the disk and the star. In this case again, the QPO at the stellar frequency is expected, and QPO corresponding to the frequency at the inner edge of the disk and also beats between these two frequencies. Longer simulation runs are required to extract these frequencies.

The main result of this section is that even small and tiny magnetospheres disrupt the disk and channel matter to the star forming hot spots. It is also important to note that the high-frequency QPO associated with rotation of the inner edge of the disk is expected if disk rotates faster (slower) than the star. Signs of faster rotation of the spot had been clearly observed while we looked at different moments of time. Drifting of the high-frequency QPO is expected when the inner edge of the disk will vary as a result of variability of the accretion rate. Future (longer) simulations will help to obtain different frequencies.

4. ACCRETION THROUGH THE MBL IN THE UNSTABLE REGIME AND DRIFTING QPOS

We observed in simulations that accretion become unstable at a wide range of parameters (Kulkarni & Romanova 2008a; Romanova et al. 2008; Kulkarni & Romanova 2008b). In cases of small and tiny magnetospheres we did not derive such boundaries but also observe that instability dominates in cases when Θ is small, period P_* is large or when accretion rate is enhanced. One of effects of the enhancements of accretion rate is the fact that the truncation radius of the disk become smaller than corotation radius which enhances the instability. Now, we took a star with a small misalignment angle, $\Theta = 5^\circ$, which is favorable for instability regime, and chosen two cases for investigation of the unstable regime. In one case magnetosphere is small, $\mu = 0.2$ (and viscosity coefficient $\alpha = 0.1$) in other case - it is tiny, $\mu = 0.1$ ($\alpha = 0.02$). A star rotates slowly, $\Omega_* = 0.35$, like in the above cases of stable accretion.

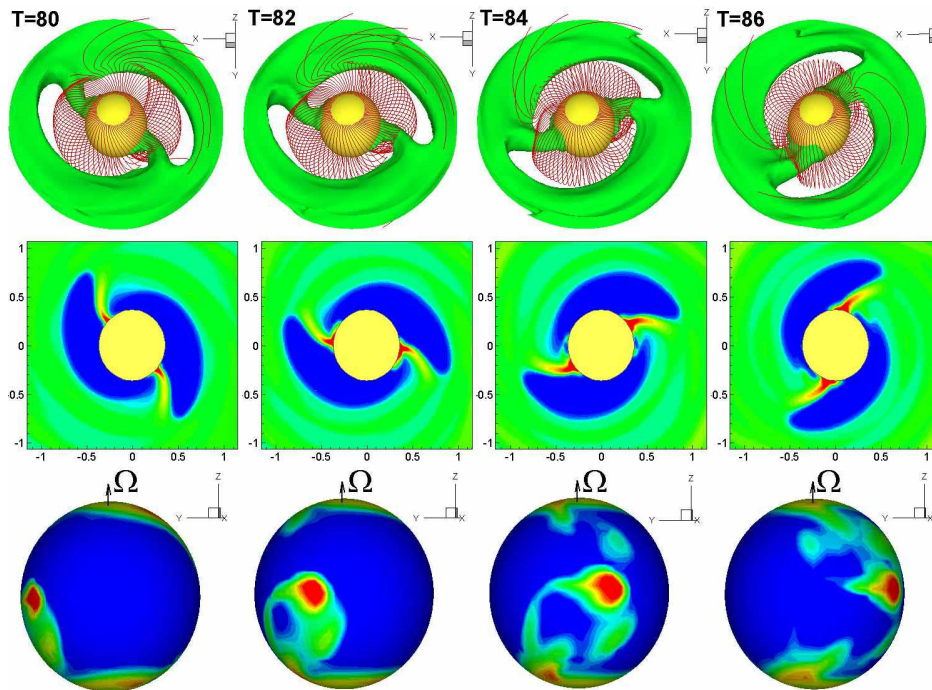


FIG. 3.— Snapshots of the MBL accretion through the synchronized unstable tongues in case of relatively large magnetosphere ($\mu = 0.2$ in dimensionless units). Top panel: one of density levels and sample magnetic field lines. Middle panel: xy -slice in the density distribution and sample magnetic field lines. Bottom panel: matter flux on the surface of the star.

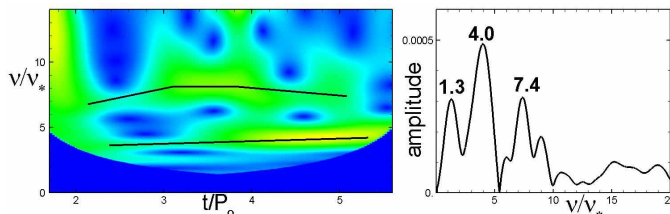


FIG. 4.— The wavelet spectrum (left) and Fourier spectrum (right) of the light-curve obtained from integrated light from hot spots on the surface of the star for the case shown at the Fig. 2. A star is inclined to observer at an angle $i = 45^\circ$.

4.1. Small Magnetospheres: New Type of Boundary Layer and QPOs

In case of small magnetosphere, $\mu = 0.2$, we observed that the instability started and matter penetrated through the equatorial region of the magnetosphere through a number of tongues. However later two symmetric ordered tongues formed which rotated synchronously with angular velocity approximately equal to the angular velocity at the inner region of the accretion disk that is - much faster than the star. These tongues reach the surface of the star and leave two hot spots in the equatorial plane of the star. Thus, two hot spots form and move faster than the star. They deposit significant energy to the surface of the star. From one side - this is gravitational energy associated with acceleration of matter towards a star. We took this energy into account while plotting hot spots. From other side, there should be a friction between the surface of slowly rotating star and the foot-points of the fast rotating tongue.

Figure 3 shows the snapshots of rotation of tongues,

slices in the equatorial plane and spots on the surface of the star. Slices show that the magnetosphere has a strongly modified shape in particular in those places where the tongues reach the surface of the star. They push magnetosphere to the surface of the star and when the tongue moves, the magnetosphere re-emerges back, while the tongue pushes another layers of the magnetosphere to the surface of the star. Two strong hot spots form close to equatorial region. Sometimes they are not symmetric because the tongues push the magnetosphere more to one side or to another. Some matter accretes to the poles through weak funnel streams. It is interesting that polar spots also rotate with angular velocity of the tongues. Thus, in case of small magnetosphere we observed a *new phenomenon* - a *modified boundary layer*, where the funnel streams and hot spots move with an angular velocity of the disk - much faster than the star. These simulations helped to discover new type of the boundary layer when matter of the disk interacts with the star through symmetric unusual tongues. Rotation of hot spots along the surface of the star is expected to give strong QPO peaks with a frequency of the inner disk and twice of this frequency.

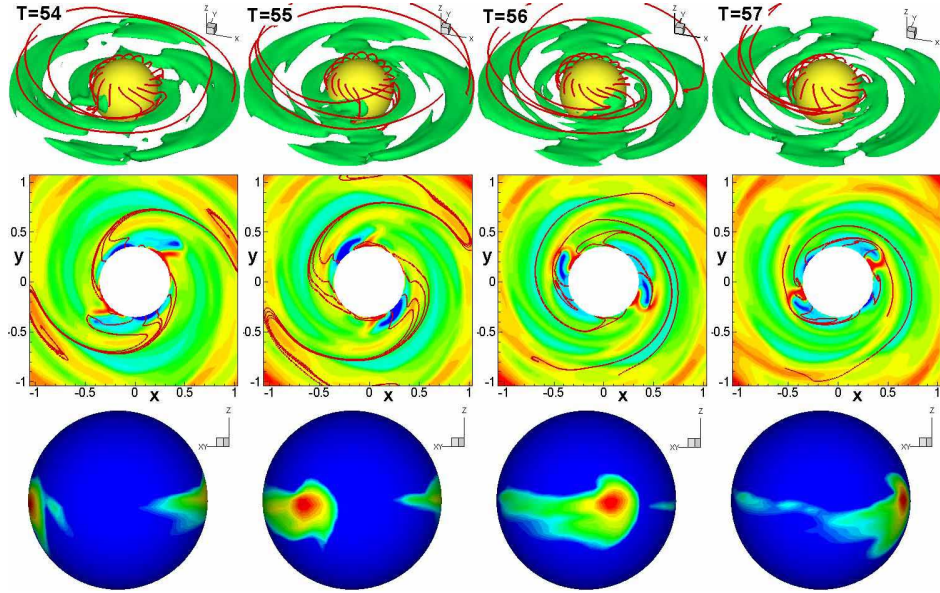


FIG. 5.— Top panel: one of density levels and sample magnetic field lines in case of small magnetosphere, $\mu = 0.1$. Middle panel: xy -slice in the density distribution and sample magnetic field lines. Bottom panel: density distribution at the surface of the star.

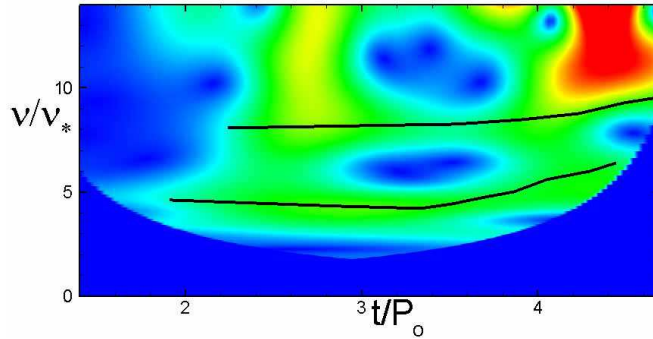


FIG. 6.— The wavelet spectrum (left) and Fourier spectrum (right) of the light-curve obtained from integrated light from hot spots on the surface of the star for the case shown at the Fig. 3. A star is inclined towards observer at an angle $i = 45^\circ$.

We performed the wavelet and Fourier analysis of the light-curves from hot spots obtained by integration of light from the surface of the star at stellar inclination angle $i = 45^\circ$. The light-curve had been calculated in suggestion that all kinetic energy is radiated in all directions, and limb-darkening is taken into account (see Romanova et al. 2004; Kulkarni & Romanova 2005 for details). One can see that there are two main peaks in the spectrum. One of them - the lower frequency peak $\nu_{2spots}/\nu_* \approx 4$ equals to frequency of two rotating spots. Corresponding frequency of rotation of one of spots $\nu_{1spot}/\nu_* \approx 2$. This frequency corresponds to Keplerian rotation at the distance $r_d = 1.3$ which is somewhat larger than the inner edge of the disk $r_d \approx 0.8 - 0.9$. The higher frequency peak $\nu/\nu_* = 7.2$ may reflect the complex shape of the spot. Thus, the QPO frequency associated with a new boundary layer is somewhat lower than two frequencies of the inner disk. This is probably connected with the fact that a star rotates slowly and it slightly slows down the spin of the observed pattern. We did not observe a frequency associated with rotation of

the star. However our simulations are not long enough to investigate possible QPOs associated with slowly rotating star.

4.2. Tiny Magnetospheres and QPOs

In another example we chosen smaller magnetosphere with magnetic moment $dip = 0.1$. Here we chosen the case of smaller $\alpha = 0.02$ for variety and also to show that viscosity is not important in starting/stopping the instability. In this run the inner edge of the disk initially had been located at $r = 1.2$ and moved gradually inward. We observed that initially the modified boundary layer formed with two synchronous tongues and two comet-shape spots on the surface of the star rotating with angular velocity of the inner disk, which is now much closer to the star (see Fig. 5). We bottom panel shows the density distribution in the hot spots because it is expected that the main energy would be released due to friction between tongues and the surface of the star which we do not calculate in

this paper. In spite of tongues are very small, there is still energy associated with gravitational acceleration of matter in the tongues. Corresponding hot spots are located in the region of the highest density have much smaller area compared to spots shown at the Fig. 5. Fig. 6 shows frequencies associated with integrated light from these hot spots. One can see several peaks. We calculated the frequency associated with rotation of tongues “manually”, while looking at different snapshots from simulations and noted that one tongue makes the complete rotation at a frequency $\nu_{tongue} \approx 4\nu_*$ which is also approximately the frequency of the inner region of the disk. Thus, the main peak at $\nu = 3.8\nu_*$ corresponds to one rotation of one of tongues. Second peak at $\nu = 8.3\nu_*$ approximately corresponds to frequency of two spots. Comparison with wavelet plot shows that other peaks are not significant. We should note that simulations are long enough to catch the high-frequency phenomena, but not long enough to catch low-frequency phenomena, such as the rotation period of the star, so that we can not say for sure whether period of the star would be visible in the longer simulation runs. We also probably missed beat frequencies which may appear in longer simulation runs. In much longer simulation runs of unstable regime performed for larger magnetospheres we do have cases when the stellar frequency is observed, or have cases of very strong instability when stellar frequency is not observed (Kulkarni & Romanova 2008b). In these simulations we also see a number of lower frequencies like the beat frequencies. It is important to note that the dominant frequency

Closer to the end of the simulation run accretion rate increased and matter of the disk start to interact with the surface of the star along the belt-like path (see Fig. 7). Later, the belt became wider and also some unusual pattern formed connected with some of instability. This is probably the Kelvin-Helmholtz instability which develops between slowly rotating stellar surface and much faster rotating disk which is expected to rotate with a frequency $\nu_{disk} \approx 8\nu_*$. We should note that in all cases when the modified tongue or a boundary layer reaches the surface of the star, it spreads to the higher latitudes as it was predicted by Inogamov & Sunyaev (1999) (see also Piro & Bildsten 2004; Fisker & Balsara 2005). Figure 8 shows such a spreading and also closer look at the unstable boundary layer. In such a close contact of the disk and the star the energy is expected to come from the friction between the disk matter and the stellar surface, like in usual, hydrodynamic boundary layer. Compared to all above cases, no energy is associated with falling-down of matter to the surface of the star.

4.3. Drift of High-frequency QPOs and Applications

In the above two cases definite frequencies had been observed which are associated with rotation of tongues in new type of magnetic boundary layer when magnetosphere interacts with the disk through two tongues which rotate with angular velocity roughly corresponding to the fre-

quency of the inner edge of the disk. In case of (1) small magnetosphere we observed frequencies $\nu_{1spot} \approx 2\nu_*$, while in case of (2) tiny magnetosphere we observed QPO with a frequency $\nu_{1spot} = 3.8\nu_*$. Thus, variation of the accretion rate from smaller to higher values will lead to the drift of the high-frequency QPO from $2\nu_*$ to $3.8\nu_*$ frequencies of the star. Such drifts had been observed, e.g., in millisecond pulsars (van der Klis 2000) and in dwarf novae (Pretorius et al. 2006). Though we considered accretion to a very slowly rotating star, similar MBLs and QPOs are expected in case of faster rotating stars. The second high-frequency peak which is often observed in accreting millisecond pulsars may be connected with disk-star interaction. At very low frequency of the star considered in the paper, a star does not contribute much to the beat frequencies. The beat frequencies are expected to depart from the main frequency at higher rotation of the star.

5. DISCUSSION

We considered accretion to stars with small and very small magnetospheres and observed that they may be in stable or unstable regimes of accretion. In stable regime magnetosphere stops the disk and magnetospheric gap forms. Matter accretes to a star through tiny funnel streams leaving two symmetric hot spots at high latitudes. The hot spots vary their shape significantly but chose same position on average. In the unstable regime when magnetosphere is small but non-zero, a new type of boundary layer forms, where matter accretes from the inner disk to a star through two ordered tongues which leave two hot spots in the equatorial region. Spots rotate with angular velocity of the star and produce two peaks of the QPO with frequencies of one and two frequencies of the inner edge of the disk. It is expected that variation of an accretion rate will lead to variation of the radius of the disk and to drift of this frequency. No stellar frequency is observed in the spectrum. We suggest that this model may be important for explanation of the high-frequency QPOs in the X-ray millisecond pulsars (e.g. Wijnands, & van der Klis 1998; van der Klis 2000). The strongest QPO peak has frequency higher than that of the star most of the time. In our model this peak may be explained by the equatorial hot spots which rotate with angular velocity of the inner edge of the disk and during enhanced accretion are expected to rotate faster than the star. If accretion rate decreases and disk moves outward, then disk may have slower rotation than the star and may still accrete (e.g., Romanova et al. 2002). At this stage however if the disk will move far away from the star, then approximation of the small magnetosphere become not valid and accretion through the multiple tongues or through funnel streams may resume.

The authors were supported in part by NASA grant NNX08AH25G and by NSF grants AST-0607135 and AST-0807129. We are thankful to NASA for using NASA High Performance Facilities.

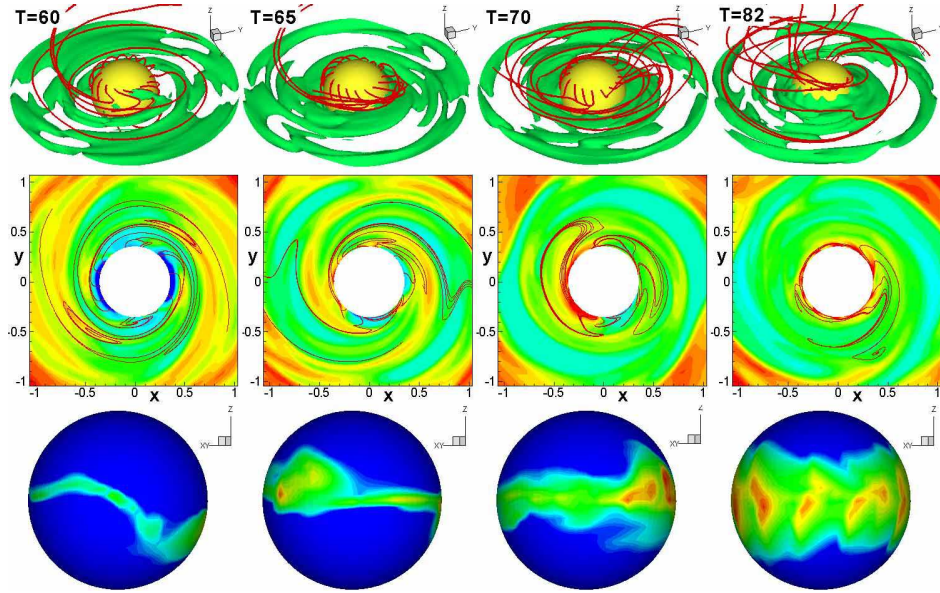


FIG. 7.— Same as on Fig. 6 but closer to the end of run when disk approaches the star.

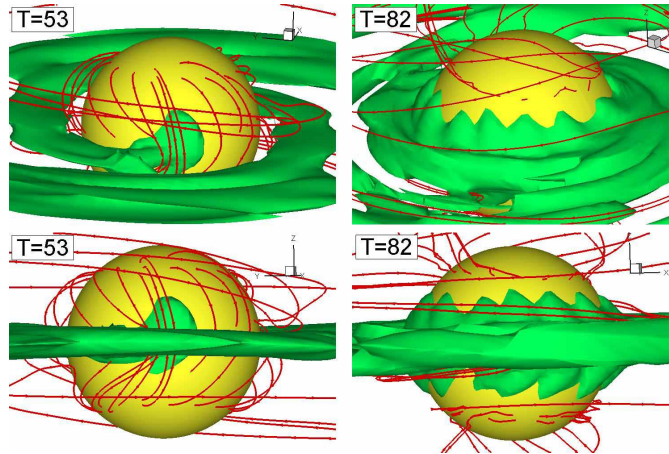


FIG. 8.— Inner part of the disk shows that matter is lifted along the surface of the star to larger latitudes. In case when most of the disk comes to the surface of the star, a new instability appears at the disk-star boundary, which is probably of the Kelvin-Helmholtz type.

REFERENCES

- Altamirano, D., Casella, P., Patruno, A., Wijnands, R., van der Klis, M., 2008, *ApJ*, 674L, 45A
- Arons, J., Lea, S. M., 1976, *ApJ*, 207, 914
- Bessolaz, N., Zanni, C., Ferreira, J., et al., 2008, *A&A*, 478, 155
- Cumming, A., Zweibel, E., Bildsten, L. 2001, *ApJ*, 557, 958
- Ferland, G.J., Langer, S.H., MacDonald, J., Pepper, G.H., Shaviv, G., & Truran, J. 1982, *ApJ*, 262, L53
- Fisker, J.L., Balsara, D.S., 2005, *ApJ*, 635, L69
- Elsner, R. F., Lamb, F. K., 1977, *ApJ*, 215, 897
- Ghosh, P., Lamb, F. K., 1979, *ApJ*, 232, 259
- Inogamov, N.A., & Sunyaev, R.A. 1999, *Astron. Lett.*, 25, 269
- Königl, A. 1991, *ApJ*, 370, L39
- Kulkarni, A. K., & Romanova, M. M., 2005, *ApJ*, 633, 349
- Kulkarni, A. K., & Romanova, M. M., 2008a, *MNRAS*, 386, 673
- Kulkarni, A. K., & Romanova, M. M., 2008b, *MNRAS*, in press
- Lamb, F.K., Miller, M.C., 2001, *ApJ*, 554, 1210
- Long, M., Romanova, M.M., Lovelace, R.V.E. 2005, *ApJ*, 634, 1214
- Lovelace, R.V.E., Romanova, M.M., 2007, *ApJ*, 670, L13
- Lovelace, R.V.E., Romanova, M.M., & Bisnovatyi-Kogan 2005, *ApJ*, 625, 957
- Lynden-Bell, D., & Pringle, J.E. 1974, *MNRAS*, 168, 603
- Paczynski, B. 1978, in Żytkow A., ed., *Nonstationary Evolution of Close Binaries*, Polish. Sci. Publ., Warsaw, p. 89
- Piro, A.L., & Bildsten, L. 2004, *ApJ*, 610, 977
- Popham, R., & Narayan, R. 1995, *ApJ*, 442, 337
- Pretorius, M.L., Warner, B., & Woudt, P.A. 2006, *MNRAS*, 367, 1562
- Pringle, J.E. 1981, *ARA&A*, 19, 137
- Romanova, M. M., Kulkarni, A. K., Lovelace, R.V.E. 2008, *ApJ*, 673, L171
- Romanova, M. M., Ustyugova, G. V., Koldoba, A. V., Lovelace, R. V. E., 2003, *ApJ*, 595, 1009
- Romanova, M. M., Ustyugova, G. V., Koldoba, A. V., Lovelace, R. V. E., 2004, *ApJ*, 610, 920
- van der Klis, M., 2000, *ARA&A*, 38, 717
- Warner, B. 1995, *Cataclysmic Variable Stars* (Cambridge: Cambridge Univ. Press)
- Warner, B., & Woudt, P.A., 2002a, *MNRAS*, 333, 411
- Warner, B., & Woudt, P.A., 2002b, *MNRAS*, 335, 84
- Wijnands, R.A.D., & van der Klis, M., 1998, *Nature*, 394, 344