

# Probing condensate order in deep optical lattices

Kuei Sun,<sup>1</sup> Courtney Lannert,<sup>2</sup> and Smitha Vishveshwara<sup>1</sup>

<sup>1</sup>*University of Illinois at Urbana-Champaign, Urbana, IL 61801, USA*

<sup>2</sup>*Wellesley College, Wellesley, MA 02481, USA*

(Dated: February 6, 2020)

We study interacting bosons in optical lattices in the weak-tunneling regime in systems which exhibit the co-existence of Mott-insulating and condensed phases. We discuss the nature of the number-fixed condensed ground state in this regime and the validity of the mean-field treatment thereof. We suggest two experimental signatures of condensate order in the system. (1) We analyze the hyperfine configuration of the system, and propose a set of experimental parameters for observing radio-frequency (RF) spectra which would distinguish the condensed phase from the Mott insulating phase. We derive the structure of the signal from the condensate in a typical trapped system, taking into account Goldstone excitations, and discuss its evolution as a function of temperature. (2) We study matter-wave interference patterns displayed by the system upon release from all confining potentials. We show that as the density profiles evolve very differently for the Mott insulating phase and the condensed phase, they can be distinguished from one another when the two phases co-exist.

PACS numbers: 37.10.Jk, 32.30.Bv, 37.25.+k

## I. INTRODUCTION

Ultra-cold bosons in optical lattices allow extensive studies of quantum phases of condensed matter in controlled environments [1, 2]. When the tunneling energy, relative to the interaction energy, decreases across a critical value, the system undergoes a transition from the superfluid phase to the Mott-insulating phase [3]. This transition has been observed in experiments by imaging the matter wave interference patterns of the system [4, 5]. The confining trap used in these systems renders the density of bosons non-uniform and, in a sufficiently deep optical lattice, an inhomogeneous system is predicted to have a multiple-layer structure in which Mott insulator layers with different occupation number are separated by relatively thin condensate layers [6, 7]. The study of such inter-layer condensates is important for a variety of reasons. From the perspective of quantum information schemes [8, 9, 10], robust, high-fidelity Mott insulator states are required and the presence of a condensate is in fact a hinderance. The condensate is also of interest in and of itself; its ground state properties and excitation spectrum differ vastly from more commonly-encountered condensates in free space or in the strong-tunneling limit in shallow optical lattices [11, 12, 13, 14]. Finally, the interlayer structure is of interest as a model realization of spatially co-existing quantum phases separated by critical cross-over regimes [15].

In this paper, our first task is to develop a clear description of the interlayer condensate. In contrast to condensates in shallow optical lattices, the condensate in the deep optical lattice is constrained to have number fluctuations on each site between only a few occupation numbers determined by the Mott phases in the immediate vicinity. We show the manner in which the contrast between these two regimes (shallow vs. deep optical lattice) becomes manifest in key properties of the condensate at zero temperature, such as off-diagonal elements of

the single particle density matrix, number fluctuations, and condensate fraction. We compare two descriptions of the condensate – a fixed-number wavefunction displaying entanglement and off-diagonal long-range order [16, 17], and a commonly-used mean field wavefunction [15, 18]. By calculating the condensate properties in each description, we analyze the conditions under which the mean-field approximation is valid. These studies ought to shed light on which condensate properties are being probed in experiments and on the validity or lack thereof of employing mean-field descriptions of the condensate.

The second purpose of our paper is to pinpoint direct experimental signatures of the presence of the condensate interlayer. While we discuss finite temperature effects, our focus is on distinguishing the condensate from the adjoining Mott phases and not from the high-temperature normal phase. Thus far, density-dependent hyperfine transitions driven by external radio-frequency (RF) fields have been measured and analyzed to resolve the Mott insulator layers of the system in experiments [19, 20]. However, there is no strong experimental evidence verifying the existence or properties of the putative condensate layers in these systems. In this work, we propose a set of RF parameters for which the presence of the condensate interlayer will lead to a two peak structure, in contrast to a single peak structure associated with each adjoining Mott phase. We discuss how this signature RF spectrum profile is robust against Goldstone mode perturbations associated with spontaneous symmetry breaking in the condensate and against low-temperature effects, and is sensitive to the destruction of condensate order.

Another commonly-used probe which has provided a wealth of valuable information on the Mott-superfluid transition is matter wave interference [4, 5, 21, 22, 23, 24, 25, 26, 27, 28]. Here, we tailor the analysis of matter-wave interference to the specific case of the interlayer setting. We make transparent the contribution of various terms in the entangled fixed-number wavefunction

to interference patterns that do not occur in the Mott state. While discerning the condensate amidst Mott phases through interference experiments can be a challenging task, our analysis provides methods to do so.

The paper is outlined as follows: in Sec. II, we review the Bose-Hubbard model and its parameters and detail two descriptions of the condensate ground state in the deep-lattice regime. We review how results for a uniform system can be applied to an inhomogeneous system using the local density approximation. In Sec. III and Sec. IV, we propose feasible settings for experimental confirmation of the condensate layers in the inhomogeneous system at low temperatures using RF spectroscopy and matter wave interference, respectively. In Sec. V, we summarize our results.

## II. CONDENSED BOSONS IN DEEP OPTICAL LATTICES

A system of bosons in a deep optical lattice is well described by the Bose-Hubbard Hamiltonian [3, 6, 29]:

$$\hat{H}_{BH} = -J \sum_{\langle ij \rangle} (\hat{a}_i^\dagger \hat{a}_j + \hat{a}_j^\dagger \hat{a}_i) + \sum_i \left[ \frac{U}{2} \hat{n}_i (\hat{n}_i - 1) - (\mu - V_i) \hat{n}_i \right]. \quad (1)$$

Here  $\hat{a}_i$  and  $\hat{a}_i^\dagger$  are the boson creation and annihilation operators on the  $i$ th lattice site, and  $\hat{n}_i = \hat{a}_i^\dagger \hat{a}_i$  is the number operator on the  $i$ th lattice site.  $\sum_i$  denotes the sum over all single sites, and  $\sum_{\langle ij \rangle}$  denotes the sum over all nearest-neighbor pairs of sites.  $\mu$  is the chemical potential, which is determined by the condition that the quantity  $\sum_i \langle \hat{n}_i \rangle$  is equal to the total number of bosons in the system.  $V_i$  is the value of the external confining potential on site  $i$ . For a homogeneous system,  $V_i$  is set to zero for convenience.  $J$  is the tunneling strength, which quantifies the ability of a boson to hop from one site to its adjacent sites. Assuming the number of particles per site is not too large ( $\langle \hat{n}_i \rangle \approx O(1)$ ) [9],  $J = -\int d^3\mathbf{r} w^*(\mathbf{r} - \mathbf{r}_i) [-\hbar^2 \nabla^2 / 2m + V_{lat}(\mathbf{r})] w(\mathbf{r} - \mathbf{r}_j)$ , where  $V_{lat}(\mathbf{r})$  is the lattice potential,  $w(\mathbf{r} - \mathbf{r}_i)$  and  $w^*(\mathbf{r} - \mathbf{r}_i)$  are single-particle Wannier wave functions of the lowest Bloch band localized to the nearest neighbor sites  $i$  and  $j$ , and  $m$  is a single boson's mass.  $U$  is the interaction between two bosons on a single site.  $U = (4\pi\hbar^2 a_s / m) \int d^3\mathbf{r} |w(\mathbf{r})|^4$ , where  $a_s$  is the scattering length of bosons, which is required to be small compared to the lattice spacing for the validity of this model.

In experiments that do not use a Feshbach resonance to manipulate the interaction between bosons, the tunable parameters are the lattice depth,  $V_0$ , and the lattice spacing,  $d_s$  (half of the lattice laser's wavelength  $\lambda$ ), which in deep lattice are related to  $J$  and  $U$  by  $J = (4/\sqrt{\pi}) E_R (V_0/E_R)^{3/4} \exp[-2\sqrt{V_0/E_R}]$  and  $U = \sqrt{8/\pi} k_R a_s E_R (V_0/E_R)^{3/4}$ , where  $k_R = 2\pi/\lambda$  and the recoil energy  $E_R = \hbar^2 k_R^2 / (2m)$  [30].

In the following subsections, we discuss the condensate state in deep optical lattices. We discuss ground state properties of the condensate wavefunction which, as a result of its vicinity to Mott-insulator states, is distinctly different from the condensate in the large-tunneling limit. We begin by constructing a number-fixed, entangled ground state for a homogeneous condensate in a truncated basis, composed of superpositions of number states associated with the two neighboring Mott insulating states. Using this ground state, we find expressions for the boson density and the number fluctuations on each site, calculate the single-particle density matrix, and hence obtain the condensate fraction. We find that the maximum condensate fraction in the deep-lattice regime is significantly smaller than one. We then consider a commonly-employed mean-field approximation to this state and show that the single-site number fluctuations, density, and condensate fraction of this state are identical to those in the fixed-number entangled state. We remark that as generalizations to both these ground states, number states of occupation different from those of the bordering Mott states can be included, but their effect is of order  $O(J/U)$  and is negligible in any of the measurable quantities discussed here. We conclude with a discussion of the inhomogeneous system where Mott and condensate phases coexist.

### A. The entangled condensate state

In the deep lattice regime ( $J/U \ll 1$ ), the first term on the right-hand side of Eqn.(1) can be treated perturbatively to calculate physical quantities of interest in orders of  $J/U$ . The unperturbed basis is of the form  $\prod_i |n_i\rangle$  with  $\sum_i n_i$  equal to the total number of particles;  $|n_i\rangle$  is defined as  $(n_i!)^{-1/2} (\hat{a}_i^\dagger)^{n_i} |vac\rangle$ . For convenience we use the symbol  $||n\rangle\rangle$  to denote a commensurate state that has each site occupied by  $n$  particles ( $\prod_i |n\rangle$ ). Given a system of  $N$  bosons and  $M$  sites, if  $N$  is a multiple of  $M$  ( $N = nM$ , where  $n$  is an integer), the ground state of the system is  $A ||n\rangle\rangle + O(J/U)$ , where the normalization constant  $A$  is equal to 1 up to order in  $J/U$ . We obtain this state by solving the Bose-Hubbard Hamiltonian of Eqn.(1) in the canonical basis  $\prod_i |n_i\rangle$  where  $\sum_i \hat{n}_i = N$ . The number fluctuations on a single site and the condensate fraction of the system are both physical quantities of interest. The former, denoted by  $\Delta n_i^2$ , is defined as  $\Delta n_i^2 \equiv \langle \hat{n}_i^2 \rangle - \langle \hat{n}_i \rangle^2$ ; the latter, denoted by  $f_c$ , can be obtained from the single-particle density matrix of the system in the thermodynamic limit ( $N, M \rightarrow \infty$  with  $N/M$  finite) [31]. Elements of the density matrix are defined as  $\langle \hat{a}_i^\dagger \hat{a}_j \rangle$ ; the condensate fraction is the ratio of the largest eigenvalue of the density matrix to the total number of particles. For the state  $\prod_i |n_i\rangle$ ,  $\Delta n_i^2$  and  $f_c$  are both zero.

If  $N = nM + M_1$ , where  $n$  and  $M_1$  are integers and

$0 < M_1 < M$ , the ground state of the system is

$$|\Psi\rangle = \sum_{\{\eta\}} \frac{C_{\{\eta\}}}{(n+1)^{M_1/2}} \hat{a}_{\eta_1}^\dagger \hat{a}_{\eta_2}^\dagger \cdots \hat{a}_{\eta_{M_1}}^\dagger |n\rangle + O(J/U), \quad (2)$$

where  $\{\eta\} = \{\eta_1, \eta_2, \dots, \eta_{M_1}\}$  is a set of distinct integers chosen from  $\{1, 2, \dots, M\}$ , and  $\sum_{\{\eta\}}$  denotes the sum over all combinatorial configurations. The leading term of  $|\Psi\rangle$  is an entangled state, and is a linear combination of  $N$ -particle states each of which is a product of  $M_1$  single-site states with occupation number  $n+1$  and  $M - M_1$  single-site states with occupation number  $n$ . The coefficients  $C_{\{\eta\}}$  can be obtained by solving the Bose-Hubbard Hamiltonian, or equivalently obtained by minimizing the total energy under the normalization constraint  $\sum_{\{\eta\}} |C_{\{\eta\}}|^2 = 1$ .

The number fluctuations on a single site, the density matrix elements, and the condensate fraction in the thermodynamic limit can be readily calculated for this state (Appendix A). We find:

$$\begin{aligned} \Delta n^2 &= (M_1/M)(1 - M_1/M) \\ \langle \hat{a}_i^\dagger \hat{a}_i \rangle &= n + M_1/M \\ \langle \hat{a}_i^\dagger \hat{a}_{j \neq i} \rangle &= (n+1)\Delta n^2 \\ f_c &= \langle \hat{a}_i^\dagger \hat{a}_{j \neq i} \rangle / \langle \hat{a}_i^\dagger \hat{a}_i \rangle. \end{aligned} \quad (3)$$

Thus, for the entangled state, the condensate fraction is the ratio of the off-diagonal elements of the density matrix to the diagonal one; the former is proportional to the number fluctuations and the latter is just the boson density. For the entangled state, as stated in Eq.(3), the off-diagonal elements are constant, reflecting a complete correlation within the entire system.

If  $M_1 = 0$  or  $M_1 = M$ ,  $\Delta n^2$  and  $f_c$  both vanish and the system is in the commensurate-filling Mott state  $|n\rangle$  or  $|n+1\rangle$ . If  $0 < M_1/M < 1$ ,  $\Delta n^2$  and  $f_c$  are both non-zero and the system is hence a condensate with a single-particle state macroscopically occupied; this state is the zero quasimomentum state (Appendix A). When  $M_1/M = \sqrt{n(n+1)} - n$  (the difference between  $n$  and the geometric mean of  $n$  and  $n+1$ ), which is slightly less than  $1/2$ , the condensate fraction has its maximum value  $(n+1)/(\sqrt{n+1} + \sqrt{n})^2$ . Compared to 100% condensation of the superfluid state in the shallow lattice limit (represented by  $[\sum_{i=1}^M \hat{a}_i^\dagger]^N |vac\rangle$ ), the condensate fraction in the deep lattice regime is less than 35% for all  $n > 0$ .

### B. The decoupled-site mean-field ground state

In comparison with the entangled state above, we now investigate properties of a commonly-employed mean-field ground state. The mean-field approach introduces a scalar field to represent the average effect of neighboring sites and leads to a site-decoupled Hamiltonian. The Gutzwiller approximation assumes the

ground state of the system has the form  $|\Psi_{MF}\rangle = \prod_{i=1}^M \left( \sum_{n=0}^\infty f_n^{(i)} |n\rangle_i \right)$ , where the  $f_n^{(i)}$  is the amplitude of finding  $n$  particles on site  $i$  [32]. The coefficients  $f_n^{(i)}$  can be determined by variation to minimize the total energy  $\langle \Psi_{MF} | \hat{H}_{BH} | \Psi_{MF} \rangle$ . In contrast to the state of Eqn.(2),  $|\Psi_{MF}\rangle$  is neither an entangled state nor a fixed-number state (*i.e.* its total number fluctuation  $\Delta N^2$  is non-zero;  $\Delta N^2 \equiv \langle \hat{N}^2 \rangle - \langle \hat{N} \rangle^2$  and  $\hat{N} \equiv \sum_i \hat{n}_i$ ). Assuming a Gutzwiller state, by substituting  $\hat{a}_i^\dagger \hat{a}_j = \langle \hat{a}_i^\dagger \rangle \hat{a}_j + \langle \hat{a}_j \rangle \hat{a}_i^\dagger - \langle \hat{a}_i^\dagger \rangle \langle \hat{a}_j \rangle$  into the Bose-Hubbard Hamiltonian and diagonalizing it, one obtains the mean-field excited states [33].

In the deep lattice regime, when  $[(n-1)U + nZJ] < \mu < [nU - (n+1)ZJ]$ , where  $Z$  is the coordination number of the lattice, the Gutzwiller state is  $|n\rangle + O(J/U)$  with zero condensate fraction. In this range of the chemical potential, the system has zero compressibility (defined as the change in the expectation value of the total number of particles with respect to the chemical potential or  $\partial \langle \hat{N} \rangle / \partial \mu$ ). This state is identified as the Mott-insulator. When  $[nU - (n+1)ZJ] < \mu < [nU + (n+1)ZJ]$ , the Gutzwiller state is  $\prod_i |\psi\rangle_i + O(J/U)$  with  $|\psi\rangle = f_n |n\rangle + f_{n+1} |n+1\rangle$ . Because each single-site state is a linear combination of only two states, the system can be interpreted in the language of spin 1/2 physics (the pseudo-spin model) [15, 29, 34]. The single-site state can be rewritten as

$$|\psi\rangle = e^{i\phi/2} \sin \frac{\theta}{2} |n\rangle + e^{-i\phi/2} \cos \frac{\theta}{2} |n+1\rangle + O(J/U), \quad (4)$$

where the parameters  $\theta$  and  $\phi$  represent the spherical angles of the expectation value of the spin. In the pseudo-spin model, the Mott-insulator state is represented by a state where the pseudo-spins are either all up or all down along the  $z$  direction. The condensate state is represented by a state where the pseudo-spins point in a  $\theta$  direction determined by the chemical potential and a  $\phi$  direction determined by spontaneous symmetry breaking. We set  $\phi = 0$  for convenience and find that the relation between  $\theta$  and the chemical potential is  $\cos \theta = (\mu - nU)/[(n+1)ZJ]$ . The number fluctuations on a single site, the density matrix elements, and the condensate fraction when  $0 < \theta < \pi$  are found to be:

$$\begin{aligned} \Delta n^2 &= \cos^2(\theta/2) \sin^2(\theta/2) \\ \langle \hat{a}_i^\dagger \hat{a}_i \rangle &= n + \cos^2(\theta/2) \\ \langle \hat{a}_i^\dagger \hat{a}_{j \neq i} \rangle &= (n+1)\Delta n^2 \\ f_c &= \langle \hat{a}_i^\dagger \hat{a}_{j \neq i} \rangle / \langle \hat{a}_i^\dagger \hat{a}_i \rangle. \end{aligned} \quad (5)$$

By setting the chemical potential to the value which renders the expectation value of the total number of particles of the mean-field ground state equal to the total number of particles of the entangled ground state, we find the relation  $\cos^2(\theta/2) = M_1/M$ . In turn, this relationship equates the density matrix of the two states given by Eqn.(3) and Eqn.(5), thus showing that these

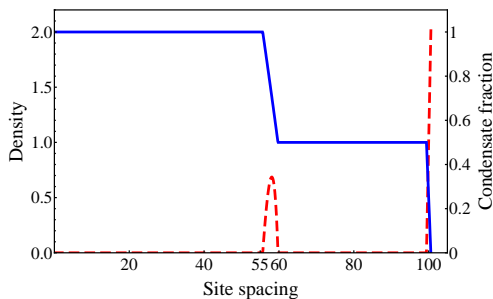


FIG. 1: (Color online) Density profile (solid line; scale on left axis of graph) and condensate fraction (dashed line; scale on right axis of graph) of an inhomogeneous lattice boson system. We plot an experimentally feasible system containing  $N = 5.11 \times 10^6$   $^{87}\text{Rb}$  atoms with  $a_s = 5.32$  nm in a sphere whose radius is  $53.2$   $\mu\text{m}$ , or 100 sites, long. The parameters of the optical lattice are  $\lambda = 1.064$   $\mu\text{m}$  and  $V_0 = 20E_R$  and the frequency of the external harmonic trap is  $\omega_t = 2\pi \times 6.13$  Hz. The system has an  $n = 2$  Mott-insulator sphere, an  $n = 1$  Mott-insulator shell, a thin condensate shell between the two Mott insulators, and a thin condensate shell on the outer boundary. We use this setting to simulate the RF spectroscopy experiment in Sec. III.

two states concur in crucial aspects of the condensate and justifying the usage of the mean-field state for calculational purposes. In our subsequent calculations, we therefore use whichever representation of the condensate phase is most convenient.

For an inhomogeneous system, local condensate order can be predicted in the pseudo-spin approach by replacing the chemical potential  $\mu$  with  $(\mu - V_i)$ , corresponding to the local density approximation. Because of the spatial variance of  $V_i$ , the system is expected to display Mott-insulator phases and condensate phases that are spatially separated [3, 6]. In a three-dimensional deep lattice, for example, if the potential is a radially-symmetric harmonic trap ( $V_i = m\omega_i^2 r_i^2/2$ ), the system will have a concentric shell structure with thick Mott-insulator shells alternating with thin condensate shells. The density profile of this system resembles the side-view of a wedding cake (Fig. 1) [1, 2, 25].

### III. RF SPECTROSCOPY

One effective probe of the structure of lattice bosons is high-resolution microwave spectroscopy [35, 36]. For bosons in an optical lattice with two hyperfine spin states  $|a\rangle$  and  $|b\rangle$ , such as  $|F=1, m_F=-1\rangle$  and  $|F=2, m_F=1\rangle$  of  $^{87}\text{Rb}$ , one can apply an external radio-frequency (RF) field to induce hyperfine-state transitions and measure the spectrum of the system [7, 37, 38]. In recent experiments, Mott states with different occupation numbers have been resolved by analyzing the density-dependent clock shifts of the system, which come from the energy differences of interaction among  $a$  particles and between  $a$  and  $b$  particles [19, 20].

In order to probe the condensate in the deep-lattice regime, we propose a set of experimental parameters that would distinguish the spectrum of the Mott state and that of the condensate state in two ways. The first is that the former would have one resonant peak, but the latter would have two. The second is that the two peaks of the latter would be blue-shifted with respect to that of the former. These differences could provide effective experimental ways to verify the existence of the condensed part of the system.

Below, we begin with a discussion of the RF probe applied to homogeneous systems and then use these results to derive the spectrum of the inhomogeneous system in the local-density approximation. We use numerical simulations where appropriate and also invoke Fermi's golden rule to analyze the RF spectra for a range of phase space. To summarize our findings: at zero-temperature, the Mott and condensate states can be clearly distinguished via their single- versus double-peak structures. For the set of proposed parameters, RF transitions into states containing Goldstone mode excitations (which are the low-energy excitations associate with the condensate) do not obscure the double-peak structure at zero temperature. However, at finite temperature, thermal excitations affect the two-peak structure. At very low temperatures ( $k_B T \ll ZJ$ ), Goldstone modes lead to a temperature-dependent broadening of the peaks in the condensate signal. At higher temperatures ( $k_B T \sim ZJ \ll U$ ), thermal fluctuations destroy the condensate order to yield a normal fluid;  $k_B T_c$  is of order  $ZJ$  [15, 39]. In this temperature regime, Goldstone modes completely obliterate the peaks, and extra structure develops at other characteristic frequencies corresponding to new allowed hyperfine transitions. At temperatures  $k_B T > U$ , the system displays large density fluctuations, even in the regions that are Mott-insulating at zero temperature, and the system loses signs of its quantum phases. Our analysis is thus limited to temperatures much less than the interparticle interaction,  $U \sim k_B \times 10$  nK wherein, as a function of temperature, the resolution of the peaks in the RF spectrum tracks the condensate order and its ultimate destruction.

#### A. Zero-temperature RF spectrum: decoupled-sites

For a uniform system of two-state bosons, the Bose-Hubbard Hamiltonian contains two tunneling strengths ( $J_a$  and  $J_b$ ), three interaction strengths ( $U_a$ ,  $U_b$ , and  $U_{ab}$ ), the chemical potential, and the single-particle energy difference between  $a$  and  $b$  particles ( $\omega_{ba}$ ). In the following, we consider a particular case:  $J_b = 0$ ,  $U_b \gg U_a$ ,  $U_{ab} = U_a$ , and  $\omega_{ba} \gg U_a$ . This setting has two advantages. (1) Because  $\omega_{ba} > 0$ , the ground state of the system has all particles in the  $a$  hyperfine state but no particles in the  $b$  state. (2) Because  $U_b \gg U_{ab} = U_a$ , the energy gap between having two  $b$  particles on a site and



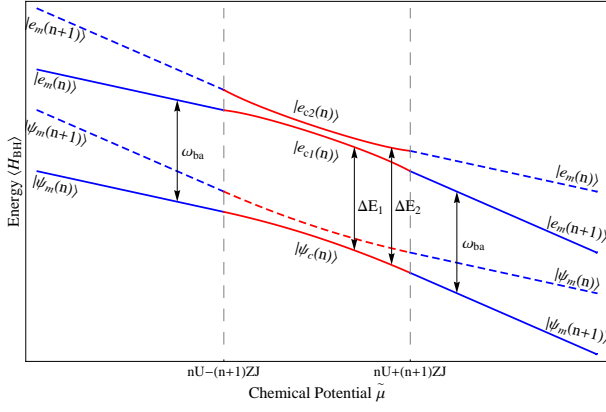


FIG. 2: (Color online) Energies of the lowest four single-site states of the 2-species Bose-Hubbard Hamiltonian. The corresponding states, which are defined in Eqn.(7-11), are marked for each curve. In each region, the ground state can make transitions to those higher energy states denoted with solid lines (with corresponding energy gaps marked by the black arrows), but is forbidden from transitions to those states marked with dashed lines.

having one  $b$  particle is much larger than that between having one  $b$  particle on a site and having no  $b$  particles. Therefore when the frequency of the RF field is of the order of the gap in the latter case, we can safely limit consideration to transitions to states with one  $b$  particle.

For the situation described above, the Bose-Hubbard Hamiltonian, including the upper hyperfine state, becomes

$$-J \sum_{\langle ij \rangle} (\hat{a}_i^\dagger \hat{a}_j + \hat{a}_j^\dagger \hat{a}_i) + \sum_i \left[ \frac{U}{2} (\hat{n}_{ai} + \hat{n}_{bi}) (\hat{n}_{ai} + \hat{n}_{bi} - 1) - \mu (\hat{n}_{ai} + \hat{n}_{bi}) + \frac{U_b - U}{2} \hat{n}_{bi} (\hat{n}_{bi} - 1) + \omega_{ba} \hat{n}_{bi} \right], \quad (6)$$

where we drop the subscript  $a$  of  $J_a$  and  $U_a$ . In the deep lattice regime, we use the mean field approximation to analyze the RF spectrum of the system. The single-site Mott state with  $\langle \hat{n} \rangle = n$  and the single-site condensate state with  $n < \langle \hat{n} \rangle < n + 1$  can be represented by

$$|\psi_m(n)\rangle = |n\rangle \otimes |0\rangle \\ |\psi_c(n)\rangle = \sin \frac{\theta}{2} |n\rangle \otimes |0\rangle + \cos \frac{\theta}{2} |n+1\rangle \otimes |0\rangle, \quad (7)$$

where  $|n_a\rangle \otimes |n_b\rangle$  represents a single-site state with  $n_a$  particles of hyperfine state  $a$  and  $n_b$  particles of hyperfine state  $b$ . As in Eq.(9) of Sec. II B, we have  $\cos \theta = (\mu - nU)/[(n+1)ZJ]$  determining the angle between the pseudo-spin and the  $z$ -axis. Compared to Eq.(9), the symmetry-breaking phase  $\phi$  has been set to zero for the decoupled-site analysis; the subsequent Goldstone mode analysis implicitly assumes that this phase has gradual variations from site to site.

The Hamiltonian describing the interaction between

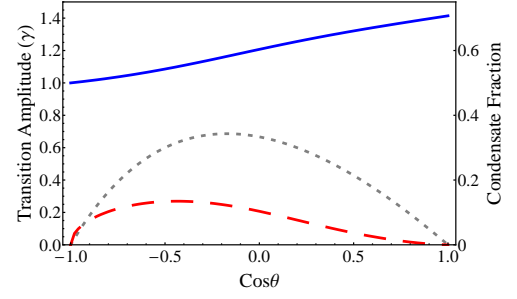


FIG. 3: (Color online) Absolute value of transition amplitude  $A_{1t}$  and  $A_{2t}$  (solid and dashed lines, respectively; axis on left-hand side of graph) and condensate fraction (dotted line; axis on right-hand side of graph) as a function of the value of the cosine of the pseudo-spin angle (corresponding to the density of bosons). The system is a uniform condensate whose number density satisfies  $1 < \langle n \rangle < 2$ .

the bosons and an applied RF field is [7]

$$\mathcal{H}_{RF} = \sum_i \gamma (\hat{a}_i^\dagger \hat{b}_i + \hat{b}_i^\dagger \hat{a}_i) \cos \omega t, \quad (8)$$

where  $\gamma$  is proportional to the amplitude of the RF field and  $\omega$  is its frequency; this Hamiltonian can be derived from the second-quantized form of the interaction  $\int d\mathbf{r} \psi^\dagger \hat{\mu} \cdot \mathbf{B} \psi$ .

We analyze the allowed transitions in different ranges of the chemical potential. We evaluate the transition amplitudes  $A_t = \langle F | \sum_i \gamma (\hat{a}_i^\dagger \hat{b}_i + \hat{b}_i^\dagger \hat{a}_i) | I \rangle$  between allowed initial and final states  $|I\rangle$  and  $|F\rangle$ , respectively, and the energy gaps  $\Delta E$ , given by the difference in the expectation values of the Bose-Hubbard Hamiltonian of Eqn.(6) in the corresponding excited state and ground state. We plot the energy levels in Fig. 2, which shows how the system at zero temperature undergoes quantum phase transitions through the  $n$  Mott state ( $|\psi_m(n)\rangle$ ), the condensed state ( $|\psi_c(n)\rangle$ ), and the  $n+1$  Mott state ( $|\psi_m(n+1)\rangle$ ) as the chemical potential is increased. The figure also shows possible excited states to which the ground state can make a transition in the presence of the RF field, and shows the energy gap between them. Details of the transitions for each range of the chemical potential in Fig. 2 are discussed below.

When  $[(n-1)U + nZJ] < \mu < [nU - (n+1)ZJ]$ , the ground state is the  $n$  Mott state ( $|\psi_m(n)\rangle$ ). We have only one possible excited state (denoted by  $|e_m(n)\rangle$ ) to which the ground state can make a transition. The excited state, the transition amplitude  $A_t$ , and the energy gap  $\Delta E$  are correspondingly

$$|e_m(n)\rangle = |n-1\rangle \otimes |1\rangle, \quad A_t = \gamma \sqrt{n}, \quad \Delta E = \omega_{ba}. \quad (9)$$

Because  $\Delta E$  is independent of  $n$ , all the Mott states with different  $n$  have the same energy gap between the ground state and the excited state.

When  $[nU - (n+1)ZJ] < \mu < [nU + (n+1)ZJ]$ , the ground state is the condensate state  $|\psi_c(n)\rangle$ . We find

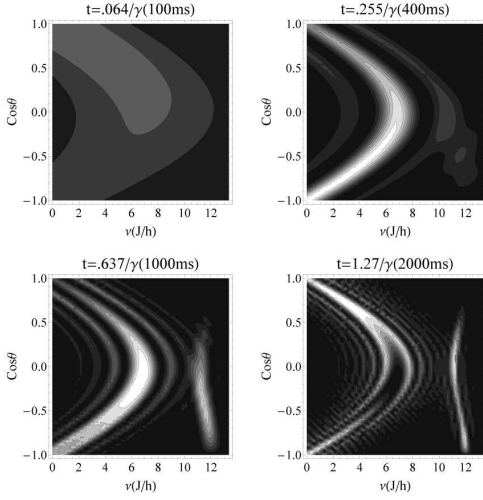


FIG. 4: Fraction of bosons transferred to the higher hyperfine state for a uniform condensate with  $1 < \langle n \rangle < 2$  at  $t = 100, 400, 1000$ , and  $2000$  ms. The horizontal axis is the detuning of the RF field with respect to the resonant frequency of the Mott-insulating state, while the vertical axis is  $\cos \theta$ . The color scale is bounded by 0 (black) and 1 (white) with contours separated by 0.1.

two orthogonal excited states (denoted by  $|e_{c1}(n)\rangle$  and  $|e_{c2}(n)\rangle$ ) with non-zero transition amplitudes. The first state, its corresponding transition amplitude  $A_{t1}$ , and energy gap  $\Delta E_1$  are

$$\begin{aligned} |e_{c1}(n)\rangle &= \sin \frac{\theta_1}{2} |n-1\rangle \otimes |1\rangle + \cos \frac{\theta_1}{2} |n\rangle \otimes |1\rangle, \\ A_{t1} &= \gamma(\sqrt{n} \sin \frac{\theta}{2} \sin \frac{\theta_1}{2} + \sqrt{n+1} \cos \frac{\theta}{2} \cos \frac{\theta_1}{2}), \\ \Delta E_1 &= \omega_{ba} + \frac{ZJ\sqrt{n+1}}{4} [\sqrt{n+1}(\sin^2 \theta + 2) \\ &\quad - (\sqrt{n} \sin \theta \sin \theta_1 + 2\sqrt{n+1} \cos \theta \cos \theta_1)] \end{aligned} \quad (10)$$

where  $|e_{c1}\rangle$  is taken to be the equilibrium state (the lowest energy state) of the Hamiltonian with the constraint  $n_b = 1$  (i.e. in the  $n_b = 1$  block). We calculate the parameter  $\theta_1$  by minimizing the energy of the system with site  $i$  in an excited state ( $|e_{c1}(n)\rangle$ ) and all the other sites still in the ground state ( $|\psi_c(n)\rangle$ ). As a result, we obtain a relation between  $\theta_1$  and  $\theta$ , which is  $\tan \theta_1 = \sqrt{n/(n+1)} \tan \theta$ . The second excited state, corresponding transition amplitude  $A_{t2}$ , and energy gap  $\Delta E_2$  are

$$\begin{aligned} |e_{c2}(n)\rangle &= \cos \frac{\theta_1}{2} |n-1\rangle \otimes |1\rangle - \sin \frac{\theta_1}{2} |n\rangle \otimes |1\rangle, \\ A_{t2} &= \gamma(\sqrt{n} \sin \frac{\theta}{2} \cos \frac{\theta_1}{2} - \sqrt{n+1} \cos \frac{\theta}{2} \sin \frac{\theta_1}{2}), \\ \Delta E_2 &= \omega_{ba} + \frac{ZJ\sqrt{n+1}}{4} [\sqrt{n+1}(\sin^2 \theta + 2) \\ &\quad + (\sqrt{n} \sin \theta \sin \theta_1 + 2\sqrt{n+1} \cos \theta \cos \theta_1)] \end{aligned} \quad (11)$$

When the chemical potential in the condensed phase reaches its upper or lower bound ( $\theta = 0$  or  $\theta = \pi$ ),

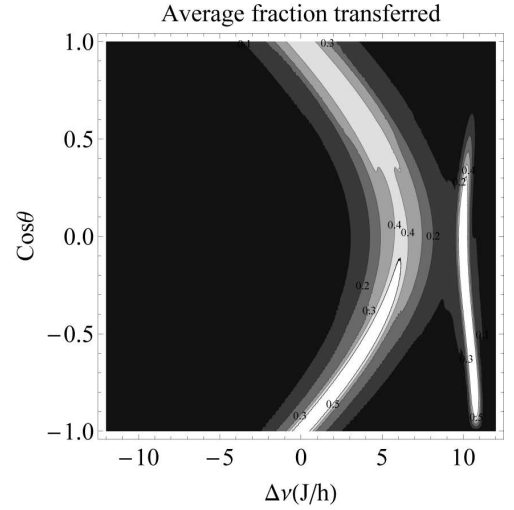


FIG. 5: Average fraction of bosons transferred between  $t = 1000$  and  $2000$  ms. Contour interval is 0.1. The first peak appears in the range of  $0$  to  $7J$  (6.29 Hz), and the second peak appears at about  $11.5J$  (10.3 Hz). When  $\cos \theta = \pm 1$ , we recover the Mott signature.

Eqn.(10) becomes Eqn.(9) with  $n$  or  $n+1$  Mott states correspondingly, but the transition amplitude of Eqn.(11) vanishes (Fig. 3). However, the  $n=0$  condensate state is an exception since it can only make a transition to one excited state  $|0\rangle \otimes |1\rangle$  with a transition amplitude  $\gamma \cos \frac{\theta}{2}$  and an energy gap  $(\omega_{ba} + JJ \sin^4 \frac{\theta}{2})$ .

*Thus, while the Mott state can only make a transition to one excited state, the condensate state can make transitions to two excited states.*

As a consequence of these allowed transitions, the Mott state ought to have a single peak in the associated RF spectrum while the condensate ought to have two. This can be seen to first order (in number of particles transferred) by employing Fermi's golden rule (FGR), where the transition rate is given by [40]

$$I(\omega) = \frac{2\pi}{\hbar} \sum_{F,I} (\rho_I - \rho_F) |A_t|^2 \delta(\omega - E_F + E_I), \quad (12)$$

where  $|I\rangle$  ( $|F\rangle$ ) is the initial (final) state with energy  $E_I$  ( $E_F$ ) and probability for occurrence  $\rho_I$  ( $\rho_F$ ). Hence, FGR would predict a single delta function peak for the Mott state RF spectrum and two delta function peaks for the condensate.

We now confirm that the presence of the condensate does yield a two-peak RF spectrum by numerically time-evolving the equations of motion in the presence of the RF field. Taking into account both experimental feasibility and optimal conditions for observing the RF signatures of the condensate, we consider the setting of Fig. 1. This setting corresponds to the values  $U = 2\pi \times 306$  Hz,  $J = 2\pi \times 0.898$  Hz (then  $ZJ/U = 1.76 \times 10^{-2}$  is small compared to 1), and  $\mu = 1.5U$ . The intensity of the

RF field is set such that  $\gamma = 0.118ZJ = 2\pi \times 0.637$  Hz, which is of the same order as that in the experiment of Ref. [19]. If the RF field is turned on at  $t = 0$ , within the rotating-wave approximation we find that the fraction of transferred particles at the frequency of the second peak of the condensate's spectrum begins to rise at  $t = 0.225/\gamma$  (400 ms), and that at any given time, the spectrum shows oscillatory behavior with respect to the detuning (Fig. 4). In order to see a distinct second peak, we calculate the average fraction transferred between  $t = 0.637/\gamma$  (1000 ms) and  $t = 1.27/\gamma$  (2000 ms). Fig. 5 shows the average fraction transferred for a uniform condensate. We can see two peaks whose positions agree with the energy gap in Eqn.(10) and Eqn.(11). Fig. 6 shows the average fraction transferred for the entire inhomogeneous system. Because the fraction transferred in the Mott insulator is an even function of the detuning, we subtract the negative detuning part from the corresponding positive detuning part to eliminate the contribution of the Mott insulator. The result shows that there are two peaks of magnitude 1% ( $5 \times 10^5$  atoms transferred), and their positions agree with our theoretical analysis.

All calculations above are based on the mean-field approach. As a check to ensure that the mean-field approach does not wash out effects that arise due to the true entangled nature of the condensed state, we have also numerically time-evolved, with an applied RF field, the entangled condensate state of 6 bosons in 4 sites (Appendix D). The results show the same signatures: 2 peaks with positive shifts of order  $J$ .

To ensure that no spurious effects emerge from truncating the Hilbert space, we have analyzed the effect of the leading subdominant states  $|n-1\rangle \otimes |0\rangle$  and  $|n+2\rangle \otimes |0\rangle$ . Within the resultant four-state truncated space, we obtain four possible final states. Two of them have the same energy shifts (of order  $J$ ) and transition amplitudes (of order  $\gamma$ ) as those obtained in the two-state truncated space, plus small corrections of order  $J/U$ ; these corrections contribute a fraction  $J/U$  to the number transferred. The other two final states have energy shifts of order  $U$  ( $\gg J$ ) and transition amplitudes of order  $\gamma J/U$  ( $\ll \gamma$ ), which contributes a fraction  $(J/U)^2$  to the number transferred. The minimal change coming from taking into account these additional states justifies our usage of the two-state truncation in the deep lattice regime.

## B. Goldstone modes and finite-temperature effects

At finite temperature, the thermally-occupied excited states of the system will affect the RF spectrum. When the temperature is much smaller than the interaction energy ( $k_B T \ll U$ ), the Mott state has negligible thermal effects because it has an excitation gap of order  $U$  [7, 41, 42]. However, we should be concerned that the two-peak signature of the condensate may be destroyed at low temperatures by Goldstone modes associated with the continuous symmetry-breaking in the phase  $\phi$  of the

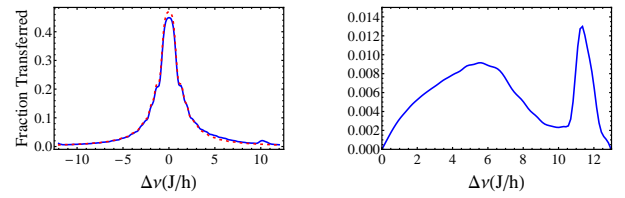


FIG. 6: (Color online) Average fraction of bosons transferred between  $t = 1000$  ms and  $2000$  ms for the inhomogeneous system defined in Fig. 1. Left: the system with both Mott-insulator and condensate regions (solid) compared with that having only Mott-insulator regions (dotted). Right: spectrum of the condensate shells after eliminating the contribution from the Mott-insulator shells. The results show that two peaks with positive shifts are signatures of condensate order in a deep optical lattice.

condensate groundstate wavefunction. Each Goldstone mode/boson corresponds to a long-wavelength distortion of the density and phase between neighboring sites and the modes form the gapless low-energy excitation spectrum for the condensate. The structure of these modes has been derived from the pseudo-spin formulation and analyzed for homogeneous and inhomogeneous systems in Ref. [15]. In order to be self-contained, we present the Goldstone mode description here in Appendix B for the homogeneous generalized case of the two-species system of interest in this paper.

At zero temperature, the initial state consists of the groundstate of the system purely comprised of  $a$  particles, and thus no Goldstone modes are excited. Under an RF field however, a small number of particles change their internal state to  $b$ . If this change is not uniform in space, it will be accompanied by Goldstone modes. Assuming that  $N_G$  is the total number of Goldstone bosons excited by the RF field, we can estimate the final state energy of a single site, which differs from that of the  $N_G = 0$  case, as  $(N_G/M)ZJ$ , where  $M$  is the total number of sites and  $ZJ$  is the energy scale of the Goldstone mode spectrum. If the RF field is weak enough that the average number of excited Goldstone bosons per site ( $N_G/M$ ) is much smaller than one, the change of the single-site energy gap is much smaller than  $ZJ$ , which is about the distance between the two peaks obtained in the last section. In typical experimental settings, this indeed is the case given that about 10% of the particles make transitions to the  $b$  state. Therefore, exciting Goldstone modes at zero temperature ought not obscure the 2-peak signature; in Appendix C, we explicitly show that these modes provide a small background which still leaves the two-peak signature robust.

At finite temperature, in three dimensions, the condensate density is reduced by the existence of thermally-excited Goldstone modes. As argued in Appendix C, for low temperatures  $kT \ll ZJ$ , we expect a slight reduction in the height of the two peaks and a slightly larger contribution to the background. Nevertheless, for three-

dimensional systems, we expect the two-peak condensate signature to persist at these temperatures.

Close to the critical temperature  $kT_c \approx ZJ$  (see Ref. [15, 39]), we expect the average thermal expectation value  $\sum_j \langle a_j \rangle / N$  of the order parameter to vanish, corresponding to destruction of long-range order in the system. Within the decoupled-site mean field approximation,  $\langle a_i \rangle$  fluctuates in magnitude and phase from site to site. The kinetic part of the mean-field energy in the Bose-Hubbard Hamiltonian can thus be thought of as having a spread of order  $(n+1)ZJ$ . Given that the two low-temperature peaks in the RF spectrum are also separated by about  $(n+1)ZJ$ , we predict that the two peaks merge into a continuum around the critical temperature. In two-dimensions, even the smallest temperature suffices for the Goldstone modes to destroy true long-range order and we believe that this will be reflected in the smearing out of the two-peak structure for low-dimensional systems.

Finally, for the inhomogeneous shell situation, the Goldstone modes become quantized due to confinement [15]. Ref.[15] provides a discussion of the mode structure and dimensional crossover as a function of temperature. The essential issue is whether the quantized modes along each direction which are accessible at temperature  $T$  are numerous enough to form an effective continuum. Modifying the arguments above to include these inhomogeneous effects, we deduce that the two peak structure would remain at low temperatures for a condensate shell with a thickness of several lattice sites.

In summary, our arguments indicate that the presence of condensate order can be detected in a two-peak RF spectrum for appropriate RF parameter settings in contrast to the one-peak structure of the Mott phase. Our results also suggest that when the condensate becomes a normal fluid at  $T = T_c$ , the two-peak structure is washed out. Our arguments can be made more rigorous by way of numerical simulations such as those of the previous subsection that would include the Goldstone modes and finite temperature effects; such a treatment is beyond the scope of this paper.

#### IV. MATTER WAVE INTERFERENCE

Experimental observation of matter-wave interference patterns in absorption images have provided striking evidence for superfluid states in a shallow optical lattice [4, 5]. Characteristics of the interference patterns have been analytically and numerically studied under several specific conditions for condensed as well as Mott insulating phases [23, 24, 25, 26, 27, 28]. Here, we consider bosons in the deep lattice regime and ask whether similar signatures of matter-wave interference can distinguish the presence of a condensed phase in between two Mott-insulating phases. We work at zero temperature, which should be valid for temperatures  $kT \ll J$ , where one would expect the contrast between these states to

be strongest. We begin by considering a homogeneous system, where the many-body wavefunctions of the Mott and deep-lattice condensate phases can be exactly time-evolved to obtain the density profile measured by absorption imaging. By calculating the time-evolution of a system of bosons on a ring lattice, we show that condensate states will have sharp interference maxima, in contrast to Mott states, after free expansion of the system. To illustrate how these features would be displayed in an inhomogeneous system, we also the time-evolution of a system of concentric ring lattices that have a Mott-condensate-Mott structure and point to signatures of the condensate in the time-evolved profiles.

##### A. Density profile upon expansion for homogeneous systems

For the Mott state  $||n\rangle\rangle$ , the many-body wave function is a product of  $N$  single-particle wave functions:

$$\begin{aligned} \Psi(\mathbf{r}_1, \dots, \mathbf{r}_N) &\equiv \langle \mathbf{r}_1, \dots, \mathbf{r}_N | |n\rangle \rangle \\ &= A \sum_{\text{sym}\{\mathbf{r}\}} \prod_{i=1}^N \psi(\mathbf{r}_i - \mathbf{s}^{(i)}) \\ &= A \sum_{\{\mathbf{s}\}} \prod_{i=1}^N \psi(\mathbf{r}_i - \mathbf{s}^{(i)}), \end{aligned} \quad (13)$$

where  $\psi(\mathbf{r}_i - \mathbf{s}^{(i)})$  is the single particle wave function of particle  $i$  localized on a site at position  $\mathbf{s}^{(i)}$ , and  $A$  is a normalization constant. To satisfy Bose-Einstein statistics, we need to symmetrize all  $N$  degrees of freedom; this symmetrization (denoted by  $\sum_{\text{sym}\{\mathbf{r}\}}$ ) is equivalent to the sum over all configurations of  $\{\mathbf{s}^{(i)}\}$  (denoted by  $\sum_{\{\mathbf{s}\}}$ ), which are permutations of  $\{\underbrace{\mathbf{s}_1, \dots, \mathbf{s}_1}_n, \underbrace{\mathbf{s}_2, \dots, \mathbf{s}_2}_n, \dots, \underbrace{\mathbf{s}_M, \dots, \mathbf{s}_M}_n\}$ , where  $\mathbf{s}_j$  is the position of site  $j$ .

Near the center of a lattice site, the lattice potential can be approximated as harmonic with frequency  $\omega = \sqrt{4V_0 E_R}/\hbar$ , where  $V_0$  is the depth of the optical lattice and  $E_R$  is the recoil energy. The single-particle wave function can thus be approximated as a harmonic oscillator ground state wave function well-localized on a site. If we ignore interactions (valid at low density), after turning off the lattice potential and the trap potential all single-particle wave functions are time-evolved by the free particle Hamiltonian  $\hat{\mathbf{p}}^2/2m$ . The wave function at later times is then given by

$$\psi_t(\mathbf{r}_i - \mathbf{s}^{(i)}) = \left( \frac{2l^2}{\pi} \right)^{d/4} \frac{\exp[-(\mathbf{r}_i - \mathbf{s}^{(i)})^2 / (l^2 + 2i\hbar t/m)]}{(l^2 + 2i\hbar t/m)^{d/2}}, \quad (14)$$

where  $d$  is the dimensionality of the system, and  $l$  is the characteristic length of the single-particle wave function [28, 43]. The density profile as a function of position



and time is obtained by calculating the diagonal elements of the single-particle density matrix [31].

$$\begin{aligned}\rho(r, t) &\equiv N \int \Psi_t^*(\mathbf{r}, \mathbf{r}_2, \dots, \mathbf{r}_N) \Psi_t(\mathbf{r}, \mathbf{r}_2, \dots, \mathbf{r}_N) d\mathbf{r}_2 \dots d\mathbf{r}_N \\ &= N |A|^2 \sum_{\{\mathbf{s}\}} \sum_{\{\mathbf{s}'\}} \psi_t^*(\mathbf{r} - \mathbf{s}^{(1)}) \psi_t(\mathbf{r} - \mathbf{s}'^{(1)}) \\ &\quad \times \exp\left[-\sum_{i=2}^N (\mathbf{s}^{(i)} - \mathbf{s}'^{(i)})^2 / (2l^2)\right].\end{aligned}\quad (15)$$

For the condensate state  $|\Psi\rangle$  of Eqn.(2), the density profile is given by

$$\begin{aligned}\rho_c(r, t) &= N |A|^2 \sum_{\{\eta\}} \sum_{\{\eta'\}} C_{\{\eta'\}}^* C_{\{\eta\}} \\ &\quad \times \left\{ \sum_{\{\mathbf{s}; \{\eta\}\}} \sum_{\{\mathbf{s}'; \{\eta'\}\}} \psi_t^*(\mathbf{r} - \mathbf{s}^{(1)}) \psi_t(\mathbf{r} - \mathbf{s}'^{(1)}) \right. \\ &\quad \times \left. \exp\left[-\sum_{i=2}^N (\mathbf{s}^{(i)} - \mathbf{s}'^{(i)})^2 / (2l^2)\right] \right\},\end{aligned}\quad (16)$$

where  $\sum_{\{\eta\}}$  denotes the same sum in Eqn.(2), and  $\sum_{\{\mathbf{s}; \{\eta\}\}}$  denotes the sum over all  $\{\mathbf{s}^{(i)}\}$  with a specific  $\{\eta\}$ ;  $\{\mathbf{s}^{(i)}\}$  are permutations of the set including  $n+1$  each  $\mathbf{s}_{\eta_i}$  of the sites  $\eta_1, \dots, \eta_{M_1}$  and  $n$  each  $\mathbf{s}_j$  of the other sites. If  $M_1 = 0$  or  $M_1 = M$ ,  $\{\eta\}$  has only one configuration, and hence Eqn.(16) becomes Eqn.(15).

### B. Example: expansion of bosons in a ring lattice

As a concrete case that shows how sharp interference peaks emerge upon release and expansion of the condensate, we consider the illustrative example of bosons in a one-dimensional lattice of sites located on a ring of radius  $s$  in a two dimensional plane. Because of the symmetry of the ring, constructive interference is expected at its center. We therefore calculate the center density contributed by one particle, defined as  $\tilde{\rho}(t) \equiv \rho(0, t)/N$ . The result is

$$\tilde{\rho}(t) = F \left( \frac{2l^2}{\pi} \right)^{d/2} \frac{\exp[-2s^2 l^2 / (l^4 + 4\hbar^2 t^2 / m^2)]}{(l^4 + 4\hbar^2 t^2 / m^2)^{d/2}}, \quad (17)$$

where  $d = 2$  for this system and  $F$  is equal to

$$F_M = |A|^2 \sum_{\{\mathbf{s}\}} \sum_{\{\mathbf{s}'\}} \exp\left[-\sum_{i=2}^N (\mathbf{s}^{(i)} - \mathbf{s}'^{(i)})^2 / (2l^2)\right]$$

for the Mott state and

$$\begin{aligned}F_c &= |A|^2 \sum_{\{\eta\}} \sum_{\{\eta'\}} C_{\{\eta'\}}^* C_{\{\eta\}} \\ &\quad \times \left\{ \sum_{\{\mathbf{s}; \{\eta\}\}} \sum_{\{\mathbf{s}'; \{\eta'\}\}} \exp\left[-\sum_{i=2}^N (\mathbf{s}^{(i)} - \mathbf{s}'^{(i)})^2 / (2l^2)\right] \right\}\end{aligned}$$

for the condensate. If  $s \gg l$ ,  $\tilde{\rho}(t)$  has a maximum at

$$t_m = mls / \sqrt{d} \hbar \quad (18)$$

and a half width  $\Delta t = 2^{1/d} mls / \hbar$ . While  $t_m$  indicates the time it takes matter waves to disperse from the ring to the center,  $\Delta t$  measures the duration of constructive interference processes. Eqn.(18) is of the same form as a continuum superfluid confined to a shell geometry with the characteristic length  $l$  given by the thickness of the shell [44]. The terms with  $\{\eta'\} = \{\eta\}$  in the sum for  $F$  are the same for the Mott and condensate states. However,  $F$  for the condensate state has many additional terms with  $\{\eta'\} \neq \{\eta\}$  that contribute to the center density which are not present in  $F_M$ . Therefore, we see that the center density of the condensate state has a much sharper peak than that of the Mott state. At finite temperature, the interference pattern is the thermal average over the densities of all possible pure states. The coefficients  $C_{\{\eta\}}$  of higher energy states are not necessarily real and positive and thus would decrease the value of  $F$  given that not all terms give positive contributions. Therefore, we expect that the interference pattern of a condensate becomes more blurred with increasing temperature.

Although here we have only analytically solved for the density at the center of the ring, constructive interference patterns will occur throughout space after the system is released from its ring trap. The differences in these spatial patterns between initial Mott and initial condensed states gives striking evidence for condensate order. To show these patterns, we numerically simulated the expansion processes of a 4-site Mott insulator and a 4-site condensate in the ring geometry (Appendix D). Although the initial density profiles of the two cases look the same, their interference patterns behave quite differently during the expansion process.

### C. Inhomogeneous systems

The above discussions show how homogeneous systems of condensate and Mott insulator display different patterns upon release and expansion and that interference is a signature of condensate order in the system. To illustrate how these signatures can be used to probe condensate order realistic experimental situations, we consider a simplified inhomogeneous system of  $^{87}\text{Rb}$  atoms displaying the nested, or “wedding-cake”, structure of bosons in optical lattices in the presence of a harmonic trap. Building on the results of the previous section for bosons on a ring lattice, we model a two-dimensional system made up of a center point and two concentric rings, where the central site is in the  $n = 2$  Mott insulating state, the 4 sites in the inner ring are in the  $\langle n \rangle = 1.5$  condensate state, and 6 sites in the outer ring are in the  $n = 1$  Mott insulating state. Site spacings of the two rings are both  $d_s = 0.532 \mu\text{m}$ . For the lattice depth  $V_0 = 20E_R$ , the characteristic length of the initial single-particle wave function is  $l = 0.283d_s$ . If the lattice potential is turned

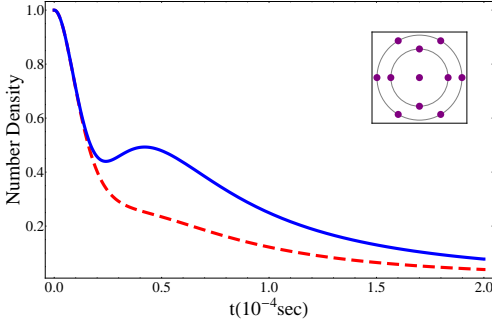


FIG. 7: (Color online) Density at the center point, as a function of time, during expansion of the system. The inset shows the geometry and the site positions of the model. The solid curve corresponds to the system that has a center site and an outer ring in Mott-insulating states and the inner ring in the condensate state. The dashed curve corresponds to the control system with the inner ring in the Mott insulating state. The vertical axis is the relative density with respect to the initial value. The peak and the relatively large value at long times are evidence of the condensate part of the system.

off at  $t = 0$ , the density at the center point as a function of time shows a peak at  $t = 4.2 \times 10^{-5}$  s (Fig. 7). Compared to a control system where the inner ring has Mott states of the same density (2 sites in  $n = 2$  and 2 sites in  $n = 1$ ), the peak and the larger long-time residual density in the center indicate large constructive interference due to the condensate part of the system. Considering expansion of a 3d inhomogeneous system of Fig. 1, we expect to observe a density peak in the center of the sphere at  $t = 3.67$  ms, which is about 1/4 the duration of the time of flight in the experiment of Ref. [5].

In summary, we obtain interference signatures of a thin condensate inter-layer between two Mott insulator layers. For a toy system exhibiting concentric co-existent phases, we show that the condensed phase contributes a sharp peak to the time-evolved central particle density. As performed for single phases [25, 27, 28], simulations of realistic inhomogeneous large-sized three-dimensional systems within our truncated wavefunction basis and extraction of measurable quantities, such as the visibility, are in order; we believe that our results here are indicative of the signatures of the condensate layer that would be obtained in actual systems.

## V. SUMMARY

Systems of atoms in optical lattices provide a seemingly-ideal system for exploring the quantum phases of bosons. Generically, experimentally-studied systems are not of uniform density, due to the confining trap. This leads to the coexistence of Mott-insulating and condensate phases within a single system and complicates the study of these phases. Here, we have considered bosons in deep optical lattices, where condensate phases are close to their quantum transition to the Mott-insulating phase.

We have characterized the nature of the uniform-density condensed phase by constructing the entangled-many-body wavefunction and have showed that many key aspects of this phase (in particular, the condensate fraction and the on-site number fluctuations) are well-captured in a particular mean-field approximation. Toward developing experimental tests of the condensate phases in inhomogeneous systems, we have calculated the condensate signal for two common probes of cold-atom systems: RF spectroscopy and release-and-expansion. We have proposed observing specific features of the signal in these probes that distinguish the condensate regions from the Mott phases. We have shown that the RF signal specifically probes condensate order in that these characteristic features disappear when thermal effects destroy the condensate order. We hope that our work will enable closer exploration of the structure of co-existing Mott-condensate phases in realistic experimental situations.

## VI. ACKNOWLEDGEMENTS

We are grateful to B. DeMarco, K. R. A. Hazzard, A. J. Leggett, E. J. Mueller, and M.-H. Yung for involved discussions and G. Baym for his perceptive remarks. We would like to thank R. Barankov for his input during the initial stages of this work and for his insights into the Goldstone mode structure in the case of a single species of bosons. CL and SV would like to acknowledge the gracious hospitality of the Aspen Center for Physics where some key aspects of this research were sorted out. This work was supported by the NSF under grants DMR-0644022-CAR (SV) and DMR-0605871 (CL).

## APPENDIX A: DENSITY MATRIX OF THE ENTANGLED CONDENSATE STATE

In this appendix, the elements of the density matrix of Eqn.(2) are calculated. For diagonal terms,

$$\begin{aligned}
 \langle \hat{a}_i^\dagger \hat{a}_i \rangle &= \sum_{\{\eta\}, \{\eta'\}} \frac{C_{\{\eta'\}}^* C_{\{\eta\}}}{(n+1)^{M_1}} \langle n | \left( \prod_{j=1}^{M_1} \hat{a}_{\eta'_j} \right) \hat{a}_i^\dagger \hat{a}_i \left( \prod_{j=1}^{M_1} \hat{a}_{\eta_j}^\dagger \right) | n \rangle \rangle \\
 &= \sum_{i \notin \{\eta\}} |C_{\{\eta\}}|^2 \langle \hat{a}_i^\dagger \hat{a}_i \rangle_i + \sum_{i \in \{\eta\}} \frac{|C_{\{\eta\}}|^2}{n+1} \langle \hat{a}_i \hat{a}_i^\dagger \hat{a}_i \hat{a}_i^\dagger \rangle_i \\
 &= n \sum_{i \notin \{\eta\}} |C_{\{\eta\}}|^2 + (n+1) \sum_{i \in \{\eta\}} |C_{\{\eta\}}|^2 \\
 &= n + \sum_{i \in \{\eta\}} |C_{\{\eta\}}|^2,
 \end{aligned}$$

where  $\langle \hat{a}_i^\dagger \hat{a}_i \rangle_i \equiv \langle n | \hat{a}_i^\dagger \hat{a}_i | n \rangle_i$ . From symmetry,  $\sum_{i \in \{\eta\}} |C_{\{\eta\}}|^2$  is independent of  $i$  but depends only on the number of terms in the sum. Considering the nor-

malization condition, we find

$$\begin{aligned}
\sum_{i \in \{\eta\}} |C_{\{\eta\}}|^2 &= \frac{\# \text{ of terms in the sum } \sum_{i \in \{\eta\}}}{\# \text{ of terms in the sum } \sum_{\{\eta\}}} \\
&= \frac{\binom{M-1}{M_1-1}}{\binom{M}{M_1}} = \frac{M_1}{M} \\
\Rightarrow \langle \hat{a}_i^\dagger \hat{a}_i \rangle &= n + \frac{M_1}{M}. \quad (\text{A1})
\end{aligned}$$

To evaluate the number fluctuation of a single site, we need to calculate  $\langle \hat{a}_i^\dagger \hat{a}_i \hat{a}_i^\dagger \hat{a}_i \rangle$ . Similarly,

$$\begin{aligned}
\langle \hat{a}_i^\dagger \hat{a}_i \hat{a}_i^\dagger \hat{a}_i \rangle &= n^2 + (2n+1) \sum_{i \in \{\eta\}} |C_{\{\eta\}}|^2 \\
&= n^2 + (2n+1) \frac{M_1}{M} \\
\Rightarrow \Delta n^2 &= \langle \hat{a}_i^\dagger \hat{a}_i \hat{a}_i^\dagger \hat{a}_i \rangle_i - \langle \hat{a}_i^\dagger \hat{a}_i \rangle_i^2 \\
&= \frac{M_1}{M} (1 - \frac{M_1}{M}). \quad (\text{A2})
\end{aligned}$$

For the off-diagonal terms,

$$\begin{aligned}
\langle \hat{a}_i^\dagger \hat{a}_j \rangle &= \sum_{\{\eta_2 \dots \eta_{M_1}\}} \frac{C_{\{i, \eta_2 \dots \eta_{M_1}\}}^* C_{\{j, \eta_2 \dots \eta_{M_1}\}}}{(n+1)} \langle \hat{a}_i \hat{a}_i^\dagger \rangle_i \langle \hat{a}_j \hat{a}_j^\dagger \rangle_j \\
&= (n+1) \sum_{\{\eta_2 \dots \eta_{M_1}\}} C_{\{i, \eta_2 \dots \eta_{M_1}\}}^* C_{\{j, \eta_2 \dots \eta_{M_1}\}},
\end{aligned}$$

where  $\{\eta_2 \dots \eta_{M_1}\}$  is a set of distinct integers chosen from  $\{1, 2, \dots, M\}$  excluding  $i$  and  $j$ , and  $\sum_{\{\eta_2 \dots \eta_{M_1}\}}$  denotes the sum over all combinatorial configurations. Because  $C_{\{\eta\}}$  is determined by the energy cost of the corresponding state, the difference between  $C_{\{i, \eta_2 \dots \eta_{M_1}\}}$  and  $C_{\{j, \eta_2 \dots \eta_{M_1}\}}$  is estimated to be of order  $1/M_1$ , and hence vanishes in the thermodynamic limit. By considering symmetry and the normalization condition, we find

$$\begin{aligned}
\langle \hat{a}_i^\dagger \hat{a}_j \rangle &= (n+1) \sum_{\{\eta_2 \dots \eta_{M_1}\}} |C_{\{i, \eta_2 \dots \eta_{M_1}\}}|^2 \\
&= (n+1) \frac{\# \text{ of terms in the sum } \sum_{\{\eta_2 \dots \eta_{M_1}\}}}{\# \text{ of terms in the sum } \sum_{\{\eta\}}} \\
&= (n+1) \frac{\binom{M-2}{M_1-1}}{\binom{M}{M_1}} = (n+1) \Delta n^2. \quad (\text{A3})
\end{aligned}$$

In the position representation, the density matrix is of the form with all diagonal elements  $x = n + M_1/M$  and all off-diagonal ones  $y = (n+1) \Delta n^2$  and can be diagonalized by Fourier transformation to the momentum

representation:

$$\begin{aligned}
\hat{\rho} &= (x-y)I + y \sum_{i,j} |i\rangle \langle j| \\
&= (x-y) \sum_k |k\rangle \langle k| + yM |k=0\rangle \langle k=0| \\
&= [x + (M-1)y] |k=0\rangle \langle k=0| + (x-y) \sum_{k \neq 0} |k\rangle \langle k| \quad (\text{A4})
\end{aligned}$$

Because  $M$  is much larger than 1, the  $k=0$  state has much larger occupation than all the other states, which are uniformly occupied in a small fraction. The condensate fraction of the system is given by  $[x + (M-1)y]/N$ .

## APPENDIX B: PSEUDO-SPIN MODEL AND GOLDSTONE MODES

In the RF transition process, the system with  $M$  sites can be well-described in the mean-field approach as a product of  $M$  single-site states. Up to leading order in  $J/U$ , each single-site state is represented within a truncated basis of 4 vectors,  $|n\rangle \otimes |0\rangle$ ,  $|n+1\rangle \otimes |0\rangle$ ,  $|n\rangle \otimes |1\rangle$ , and  $|n+1\rangle \otimes |1\rangle$ , where we use the notation  $|n_a + n_b, n_b\rangle$ . As each number has only two possible values in the truncated bases, we can map these states onto the states of 2 spin-1/2 spins as  $|\downarrow\rangle \otimes |\downarrow_b\rangle$ ,  $|\uparrow\rangle \otimes |\downarrow_b\rangle$ ,  $|\downarrow\rangle \otimes |\uparrow_b\rangle$ , and  $|\uparrow\rangle \otimes |\uparrow_b\rangle$  respectively. Consistent with this mapping of the basis, any operator in the Bose-Hubbard Hamiltonian of Eqn.(6) can be replaced by its corresponding spin operator as long as they have the same matrix representation in the truncated space. Therefore we have

$$\begin{aligned}
\hat{n}_a + \hat{n}_b &\rightarrow n + \frac{1}{2} + \hat{S}^z \\
\hat{n}_b &\rightarrow \frac{1}{2} + \hat{S}_b^z \\
\hat{a} &\rightarrow \sqrt{n+1/2 - \hat{S}_b^z} \hat{S}^- \\
\hat{b}^\dagger \hat{a} &\rightarrow \sqrt{n+1/2 + \hat{S}_b^z} \hat{S}_b^+, \quad (\text{B1})
\end{aligned}$$

where  $\hat{\mathbf{S}} = \hat{\sigma}/2$ , and  $\hat{\sigma}$  is the vector of Pauli spin matrices. With these substitutions, we obtain the pseudo-spin Hamiltonian for the 2-species Bose-Hubbard Hamiltonian of Eqn.(6), up to a constant:

$$\begin{aligned}
\hat{H}_{PS} &= -J \sum_{\langle ij \rangle} \sqrt{n+1/2 - \hat{S}_{bi}^z} \sqrt{n+1/2 - \hat{S}_{bj}^z} \\
&\times \left( \hat{S}_i^x \hat{S}_j^x + \hat{S}_i^y \hat{S}_j^y \right) + \sum_i \left[ (Un - \mu) \hat{S}_i^z + \omega_b \hat{S}_{bi}^z \right]. \quad (\text{B2})
\end{aligned}$$

This Hamiltonian describes a system with two spins ( $\hat{\mathbf{S}}$  and  $\hat{\mathbf{S}}_b$ ) on each site, each of which responds to an independent external “magnetic field” in the  $z$ -direction.

The interaction between transverse components of adjacent  $\hat{\mathbf{S}}$  spins has a strength related to the  $z$ -components of the  $b$  spins on those sites. When  $S_{b_i}^z = -1/2$ , which corresponds to having no particles in the  $b$  hyperfine state,  $\hat{H}_{PS}$  becomes the pseudospin approximation to the single-species Bose-Hubbard model [15]. The ground state of  $\hat{H}_{PS}$  is the same as Eqn.(7), when written in the corresponding spin basis.

The equivalence of the matrix representations of the Bose-Hubbard Hamiltonian and the pseudo-spin Hamiltonian imply that they also have the same excitations in the truncated space. In fact, the Goldstone excitations of the pseudo-spin model, the spin waves, are equivalent to those of the Bose-Hubbard model, which are small density and phase distortion over a long length scale. To obtain the dispersion relations of the spin waves, we introduce two species of Holstein-Primakoff bosons ( $A$  and  $B$ ) to represent small fluctuations of the corresponding spins around their equilibrium value at zero temperature. Provided the fluctuations are sufficiently small such that all terms higher than quadratic can be neglected, the spin operators can be represented as  $\hat{\mathbf{S}} = (\frac{\cos\theta}{2}(\hat{A} + \hat{A}^\dagger) + \sin\theta(\frac{1}{2} - \hat{A}^\dagger\hat{A}), \frac{i}{2}(\hat{A} + \hat{A}^\dagger), -\frac{\sin\theta}{2}(\hat{A} + \hat{A}^\dagger) + \cos\theta(\frac{1}{2} - \hat{A}^\dagger\hat{A}))$  and  $\hat{\mathbf{S}}_b = (-\frac{1}{2}(\hat{B} + \hat{B}^\dagger), \frac{i}{2}(-\hat{B} + \hat{B}^\dagger), -\frac{1}{2} + \hat{B}^\dagger\hat{B})$ . After substituting these into the pseudo-spin Hamiltonian of Eqn.(B2) and keeping terms up to quadratic order in the Holstein-Primakoff bosons, we Fourier transform the resulting Hamiltonian into momentum space, and perform a Bogoliubov transformation on the  $A$  bosons into  $\alpha$  bosons ( $\hat{A}_p = u_p\alpha_p + v_p\alpha_{-p}^\dagger$ ) to diagonalize the  $A$  terms. Thus we arrive at the diagonalized Hamiltonian:

$$\hat{H}_{PS} = \sum_{p=-\pi/l}^{\pi/l} \varepsilon_p \alpha_p^\dagger \alpha_p + \omega_B \hat{B}_p^\dagger \hat{B}_p, \quad (\text{B3})$$

where  $p$  is the lattice momentum and  $l$  the lattice spacing. The  $B$  terms correspond to the creation of a  $B$  boson with momentum  $p$ , while the  $\alpha_p$  operator creates a Goldstone excitation in the condensate with momentum  $p$ . The excitation energy of the  $\alpha$  excitations is  $\varepsilon_p = ZJ(n+1)\sqrt{(1-I_p\cos^2\theta)(1-I_p)}$ , where  $I_p = \sum_{i=1}^d d^{-1} \cos p_i l$  for  $d$  dimension. For small  $p$  ( $pl \ll 1$ ),  $\varepsilon_p = J(n+1)\sqrt{Z\sin^2\theta(pl)^2 + \cos^2\theta(pl)^4}$ , which means that in the deep condensate regime ( $\sin\theta \gg pl$ ) the low-energy excitations are wave-like (energy  $\propto p$ ), while near the Mott boundary ( $\sin\theta \ll pl$ ) they are particle-like (energy  $\propto p^2$ ). The excitation energy of the  $B$  particles is  $\omega_B = \omega_{ba} + (1/8)ZJ\sin\theta$ , which is independent of  $p$ . This excitation is gapped (reflecting the fact that the  $b$  bosons are in their Mott phase) and therefore should not be present in the initial state in RF transitions for temperatures  $kT \ll \hbar\omega_{ba}$ , which we assume throughout.

Turning to the role of the Goldstone modes in RF transitions, the form of the RF perturbation (given in the position basis of the physical particles as  $\sum_i \gamma \hat{a}_i^\dagger \hat{b}_i + h.c.$ )

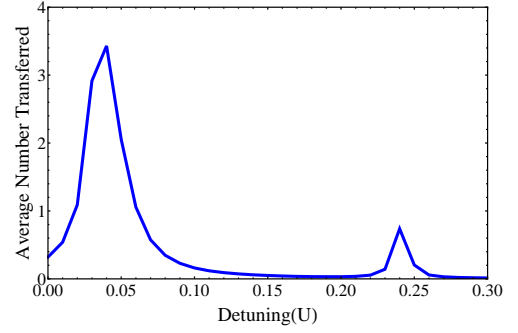


FIG. 8: Average fraction transferred of a 6-boson 4-site entangled state driven by the external RF field. The parameters are  $U_a = U_{ab} = 1$ ,  $ZJ = 0.05$ ,  $\mu = 1.5$ , and  $U_b = \omega_{ba} = 5$ . We can see the spectrum has 2 peaks with positive shifts of order  $J$ .

is given in the Goldstone basis by

$$H_{RF} = -\sqrt{N}\gamma\hat{B}_0^\dagger + \frac{\gamma\sin\theta}{4\sqrt{n}} \sum_p (v_p + u_p)\hat{B}_p^\dagger(\alpha_p + \alpha_{-p}^\dagger) + h.c., \quad (\text{B4})$$

where  $N$  is the total number of particles and  $\bar{n} = n + \cos^2(\theta/2)$  is the number density at zero temperature. The first term creates a  $B$  boson uniformly in space without any distortions in density or phase (which are represented by  $\alpha$  bosons). The second term creates a  $B$  boson with momentum  $p$  accompanied by an  $\alpha$  boson with momentum  $-p$  or annihilation of an  $\alpha$  boson with momentum  $p$ .

For the 3d system at zero temperature, using the above Goldstone representation of the RF perturbation in Fermi's golden rule (Eq. (12)), we find the transition rate due to the first term of Eqn.(B4) is  $I^{(1)}(\omega) \propto \delta(\omega - \omega_B)$ . This delta peak corresponds to the first peak we obtained in Sec. III A, though slightly shifted given the slightly different mean-field energy estimates. The transition rate due to the second term is  $I^{(2)}(\omega) \propto \sin^2\theta|\omega - \omega_B|^3$  which is so small compared to the delta function near  $\omega_B$  that the effect of  $I^{(2)}$  on the contrast of  $I^{(1)}$  can be ignored. We expect similar argument to hold for the second peak obtained in Sec. III A. Therefore, we find that excitation of Goldstone modes by a weak RF field will not obscure the two-peak signature at zero temperature. At low temperatures of order  $kT \ll ZJ$ , the initial state still contains zero  $B$  bosons but does contain  $\alpha$  bosons (corresponding to Goldstone modes) with a bosonic thermal distribution. Taking these thermally-excited  $\alpha$  bosons into consideration in the RF signal, we find that  $I^{(1)}$  is still a delta peak, while  $I^{(2)}$  becomes a finite function of  $|\omega - \omega_B|$  which does not obscure the peak  $I^{(1)}$ . For higher temperatures of order  $ZJ$  (when the average number of  $\alpha$  bosons per site is of order 1 or more), the higher order terms in  $H_{RF}$  cannot be ignored.






FIG. 9: Matter wave interference patterns (per particle contribution). The left column is the 4-particle 4-site Mott insulator, and the right one is the 2-particle 4-site condensate. The four rows from top to bottom are at  $t = 0, 2, 4$ , and  $20$  time units ( $ml^2/2\hbar$ ). All parts of the figure have the same spatial scale. The number in the last row is the relative value of the density.

### APPENDIX C: TIME-EVOLUTION OF A 4-SITE ENTANGLED STATE

The dynamics of a 4-site system can be numerically solved without using the mean-field approach, and the results reflect the physical signatures predicted in our theoretical analysis. For a system of 6 bosons on 4 sites located on a ring, the ground state is given by

$$\begin{aligned} & \frac{1}{2\sqrt{2}}(|1\rangle|1\rangle|2\rangle|2\rangle + |1\rangle|2\rangle|2\rangle|1\rangle + |2\rangle|2\rangle|1\rangle|1\rangle \\ & + |2\rangle|1\rangle|1\rangle|2\rangle) + \frac{1}{2}(|1\rangle|2\rangle|1\rangle|2\rangle + |2\rangle|1\rangle|2\rangle|1\rangle) \\ & + O(J/U), \end{aligned} \quad (C1)$$

where  $|n_1\rangle|n_2\rangle|n_3\rangle|n_4\rangle$  means the state with the  $i$ th site occupied by  $n_i$  bosons. The ground state has non-zero single-site number fluctuations, which differentiate the condensate from the Mott insulator. Thus the system is expected to have an RF spectrum similar to that of a many-particle condensate. We use the Bose-Hubbard Hamiltonian, plus time-dependent terms which represent the interaction with the RF field, to numerically time-evolve the ground state, and compute the average number of bosons transferred from the  $a$  state to the  $b$  state (Fig. 8). The result shows two peaks with shifts of order  $J$ , as we obtained in Sec. II through the mean-field approach.

To show matter wave interference, we calculate the density contribution per particle of a 2-particle 4-site system (condensate) and that of a 4-particle 4-site system (the Mott insulator) in free expansion (Fig. 9). Both cases have the same initial density profile but have very different interference patterns in expansion. The condensate shows more interference peaks and has a much higher density in the center at long times than the Mott insulator does. This difference is similar to the difference between the phase-coherent state (superfluid) and the phase-incoherent state (the Mott insulator) in the experiment of Ref. [5].

- 
- [1] I. Bloch, J. Dalibard, and W. Zwerger, Rev. Mod. Phys. **80**, 885 (2008).
  - [2] M. Greiner, Ph.D. thesis, Ludwig-Maximilians- Universität Munchen (2003).
  - [3] M. P. A. Fisher, P. B. Weichman, G. Grinstein, and D. S. Fisher, Phys. Rev. B **40**, 546 (1989).
  - [4] I. Bloch, T.W. Hansch, and T. Esslinger, Nature (London) **403**, 166 (2000).
  - [5] M. Greiner, O. Mandel, T. Esslinger, T. W. Hansch, and I. Bloch, Nature (London) **415**, 39 (2002).
  - [6] D. Jaksch, C. Bruder, J. I. Cirac, C. W. Gardiner, and P. Zoller, Phys. Rev. Lett. **81**, 3108 (1998).
  - [7] B. DeMarco, C. Lannert, S. Vishveshwara, and T.-C. Wei, Physical Review A **71**, 063601 (2005).
  - [8] P. Rabl, A. J. Daley, P. O. Fedichev, J. I. Cirac, and P. Zoller, Phys. Rev. Lett. **91**, 110403 (2003).
  - [9] D. Jaksch and P. Zoller, Annals of Physics **315**, 52 (2005).
  - [10] M. Popp, K.G.H. Vollbrecht, and J. I. Cirac, Fortschr. Phys. **54**, No. 8 V 10, 686 V 701 (2006).
  - [11] D. van Oosten, P. van der Straten, and H. T. C. Stoof, Physical Review A **63**, 053601 (2001).
  - [12] E. Taylor and E. Zaremba, Physical Review A **68**, 053611 (2003).
  - [13] K. Sengupta and N. Dupuis, Physical Review A **71**, 033629 (2005).
  - [14] C. Menotti and N. Trivedi, Physical Review B **77**, 235120 (2008).

- [15] R. A. Barankov, C. Lannert, and S. Vishveshwara, *Physical Review A* **75**, 063622 (2007).
- [16] R. Bach and K. Rzazewski, *Physical Review A* **70**, 063622 (2004).
- [17] D.-S. Luhmann, K. Bongs, K. Sengstock, and D. Pfannkuche, *Physical Review A* **77**, 023620 (2008).
- [18] E. Altman and A. Auerbach, *Phys. Rev. Lett.* **89**, 250404 (2002).
- [19] G. K. Campbell, J. Mun, M. Boyd, P. Medley, A. E. Leanhardt, L. G. Marcassa, D. E. Pritchard, and W. Ketterle, *Science* **313**, 649 (2006).
- [20] K. R. A. Hazzard and E. J. Mueller, *Physical Review A* **76**, 063612 (2007).
- [21] E. W. Hagley, L. Deng, M. Kozuma, M. Trippenbach, Y. B. Band, M. Edwards, M. Doery, P. S. Julienne, K. Helmerson, S. L. Rolston, and W. D. Phillips, *Phys. Rev. Lett.* **83**, 3112 (1999).
- [22] F. Gerbier, A. Widera, S. Folling, O. Mandel, T. Gericke, and I. Bloch, *Phys. Rev. Lett.* **95**, 050404 (2005).
- [23] P. Pedri, L. Pitaevskii, S. Stringari, C. Fort, S. Burger, F. S. Cataliotti, P. Maddaloni, F. Minardi, and M. Inguscio, *Phys. Rev. Lett.* **87**, 220401 (2001).
- [24] R. Roth and K. Burnett, *Physical Review A* **67**, 031602(R) (2003).
- [25] F. Gerbier, A. Widera, S. Folling, O. Mandel, T. Gericke, and I. Bloch, *Physical Review A* **72**, 053606 (2005).
- [26] R. B. Diener, Q. Zhou, H. Zhai, and T.-L. Ho, *Phys. Rev. Lett.* **98**, 180404 (2007).
- [27] G.-D. Lin, W. Zhang, and L.-M. Duan, *Physical Review A* **77**, 043626 (2008).
- [28] E. Toth, A. M. Rey, and P. B. Blakie, *Physical Review A* **78**, 013627 (2008).
- [29] S. Sachdev, *Quantum Phase Transitions* (Cambridge University Press, Cambridge, 2006), 1st ed., ISBN 0-521-00454-3.
- [30] W. Zwerger, *Journal of Optics B: Quantum and Semi-classical Optics* **5**, S9 (2003).
- [31] A. J. Leggett, *Quantum Liquids* (Oxford University Press, Oxford, 2006), 1st ed., ISBN 0-19-852643-1.
- [32] D. S. Rokhsar and B. G. Kotliar, *Phys. Rev. B* **44**, 10328 (1991).
- [33] K. Sheshadri, H. R. Krishnamurthy, R. Pandit, and T. V. Ramakrishnan, *Europhys. Lett.* **2**, 257 (1993).
- [34] C. Bruder, R. Fazio, and G. Schon, *Phys. Rev. B* **47**, 342 (1993).
- [35] D. G. Fried, T. C. Killian, L. Willmann, D. Landhuis, S. C. Moss, D. Kleppner, and T. J. Greytak, *Phys. Rev. Lett.* **81**, 3811 (1998).
- [36] M. R. Matthews, D. S. Hall, D. S. Jin, J. R. Ensher, C. E. Wieman, E. A. Cornell, F. Dalfovo, C. Minniti, and S. Stringari, *Phys. Rev. Lett.* **81**, 243 (1998).
- [37] C. Schori, T. Stoferle, H. Moritz, M. Kohl, and T. Esslinger, *Phys. Rev. Lett.* **93**, 240402 (2004).
- [38] S. Folling, A. Widera, T. Muller, F. Gerbier, and I. Bloch, *Phys. Rev. Lett.* **97**, 060403 (2006).
- [39] F. Gerbier, *Phys. Rev. Lett.* **99**, 120405 (2007).
- [40] C. J. Pethick and H. T. C. Stoof, *Physical Review A* **64**, 013618 (2001).
- [41] S. Konabe, T. Nikuni, and M. Nakamura, *Physical Review A* **73**, 033621 (2006).
- [42] G. Pupillo, C. J. Williams, and N. V. Prokof'ev, *Physical Review A* **73**, 013408 (2006).
- [43] D. J. Griffiths, *Introduction to Quantum Mechanics* (Pearson Education, Inc., 2005), 2nd ed., ISBN 0-13-111892-7.
- [44] C. Lannert, T.-C. Wei, and S. Vishveshwara, *Physical Review A* **75**, 013611 (2007).