

Activity and rotation of low mass stars in young open clusters

Andreas Seifahrt*, Ansgar Reiners*, Aleks Scholz[†] and Gibor Basri**

**Institut für Astrophysik, Georg-August-Universität, D-37077 Göttingen, Germany*

†SUPA, School of Phys. and Astron., Univ. of St Andrews, North Haugh, St Andrews, KY16 9SS, UK

***Astronomy Department, University of California, Berkeley, CA 94720*

Abstract. We present first results from a multi-object spectroscopy campaign in IC2602, the Hyades, the Pleiades, and the Coma cluster using VLT/FLAMES. We analysed the data for radial velocity, rotational velocity ($v \sin i$), and $H\alpha$ -activity. Here, we highlight three aspects of this study in the context of rotational braking and the rotation-activity relationship among low mass stars. Finally we discuss the cluster membership of sources in IC2602.

Keywords: stars: low-mass, stars: activity, stars: rotation, open clusters and associations

PACS: 97.10.Kc, 97.10.Jb, 98.20.Di

1. ROTATIONAL BRAKING IN THE HYADES

Stars gain angular momentum by hydrostatic contraction during their formation phase. Thus, young stars are mostly fast rotators. Magnetic fields drive stellar winds that lead to a rotational braking and a spin-down of stars on the main sequence, following the empirically established “Skumanich law” ($\omega \sim t^{-0.5}$, [1]). This picture, however, breaks down at very low masses. Old field stars later than M4 are often fast rotators (e.g., [2, 3]). Rotational braking apparently is ineffective at masses $< 0.3 M_{\odot}$, indicating a change in the wind properties and/or the magnetic field. This mass threshold between slow and rapid rotation is likely age dependent and seems to be shifted to earlier spectral types (higher masses) for stars of intermediate age between the ZAMS and about 1 Gyr (e.g., [4]). We have found a Hyades member (VA 486, spectral type M1V) to be a rapid rotator ($v \sin i \sim 22$ km/s) from a UVES spectra obtained during our FLAMES campaign. This star, and the previously known fast rotating K8V Hyades member VB 190 [5], indicate that at the age of the Hyades (~ 550 Myrs) the threshold of efficient magnetic braking seems to be shifted to $\sim 0.6 M_{\odot}$ (see Fig 1).

2. ROTATION AND ACTIVITY IN THE COMA CLUSTER

Another aspect of the age and spectral type dependency of stellar rotation is the connection to magnetic field strength and coronal activity. A low fraction of field stars earlier than M4 are active stars (e.g. have $H\alpha$ in emission), while the fraction sharply increases with spectral type and finally culminates at $\sim M8V$, where more than 70% of all field stars show signs of activity (see Fig 2). The question remains at which age this activity relationship is fully established. From our FLAMES study we have found that among

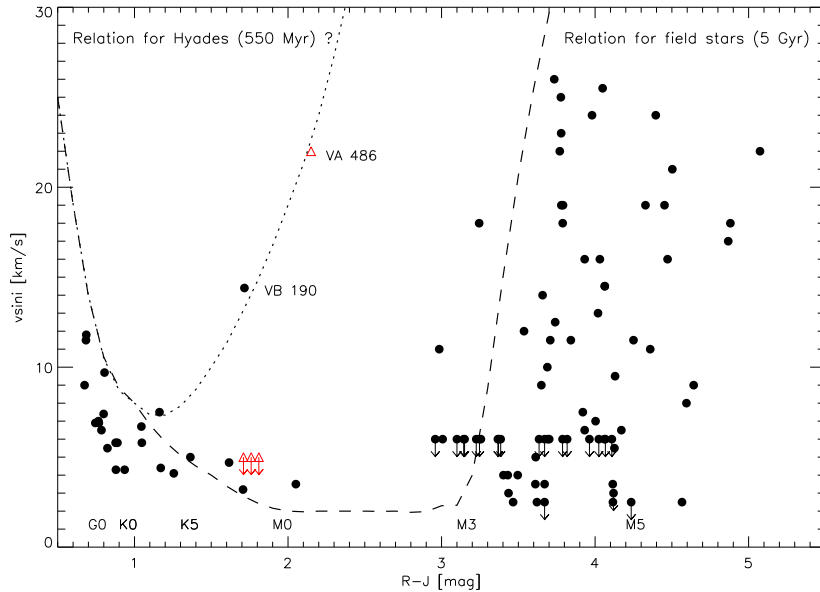


FIGURE 1. Rotational velocity ($v \sin i$) for Hyades members. Data for stars earlier than M0 are from Radick et al. [5], data for stars later than M0 from Reid & Mahoney [6]. The red triangles denote the $v \sin i$ measurements obtained from our FLAMES sample. The existence of fast rotators with spectral types earlier than M3V indicate a change in the efficiency of magnetic braking at the age of the Hyades (~ 550 Myrs, dotted line) when compared to the old field population (~ 5 Gyrs, dashed line). More data points for stars between M0V–M5V are needed to back up this finding.

five Coma members with spectral types of M0V–M2V, two members exhibit strong H α emission, while only two members are inactive. This indicates a fraction of about 50% of active stars with spectral types of early-M, still significantly more than in the old field population. All of the Coma cluster members in our sample, even the highly active M2V, have rotational velocities of less than 5 km/s.

3. IC2602: CLUSTER MEMBERSHIPS REAPPRAISED

Our FLAMES sample in IC 2602 (age ~ 35 Myrs) was based on a list of objects from Foster et al. ([8], hereafter F97) and from Scholz & Eislöffel (private communication). By comparing the radial velocities obtained with FLAMES to the mean radial velocity of IC 2602 (+16 km/s, Randich et al., [9]), we can exclude single targets with deviant radial velocities (see Fig 3). In addition we evaluated the Lithium EW and the activity status of the targets to further constrain their membership. We find that only a minority of the stars given in F97 are likely to be actual members of IC 2602. This is consistent with the locus of the stars in a colour–colour diagram, where most of the targets appear reddened by $A_v \sim 2$ mag, but actual cluster members are found close to the un-reddened main sequence.

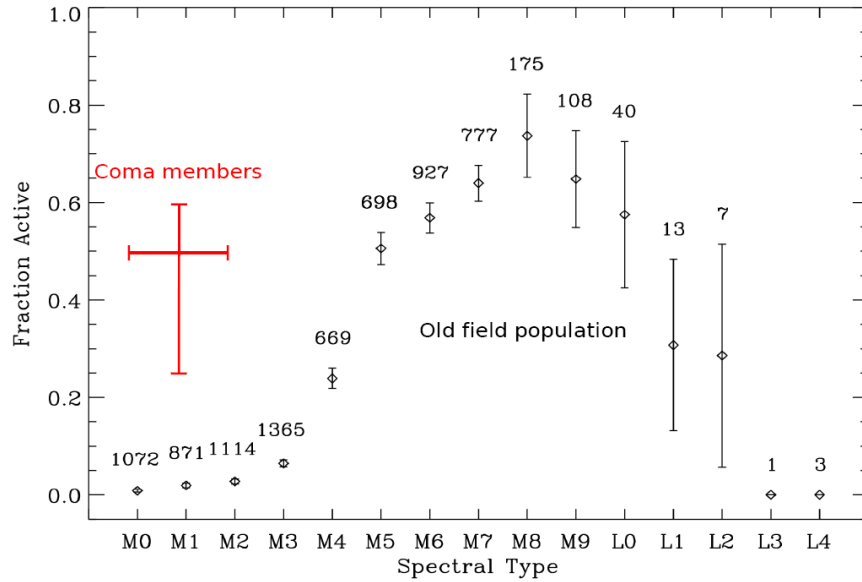


FIGURE 2. The fraction of active field stars over spectral types of M0V–L4V from a large SDSS sample (figure from West et al. [7], reproduced by permission of the AAS). The numbers above each bin represent the total number of stars used to compute the fraction. The red datapoint marks the fraction of active stars found in our FLAMES survey of the Coma cluster (age ~ 1 Gyr).

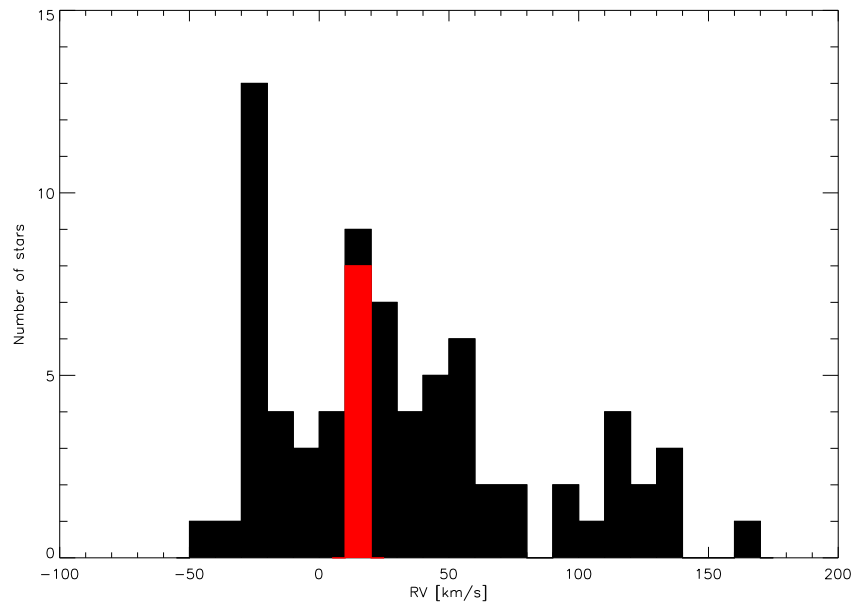


FIGURE 3. The radial velocities of all IC 2602 targets in our FLAMES survey. Only eight out of 75 targets have a radial velocity consistent with the value expected for IC 2602 (+16 km/s, based on a sample by Randich et al., [9]). However, only two of these eight targets show the expected Li(6710) absorption and thus classify as candidate members.

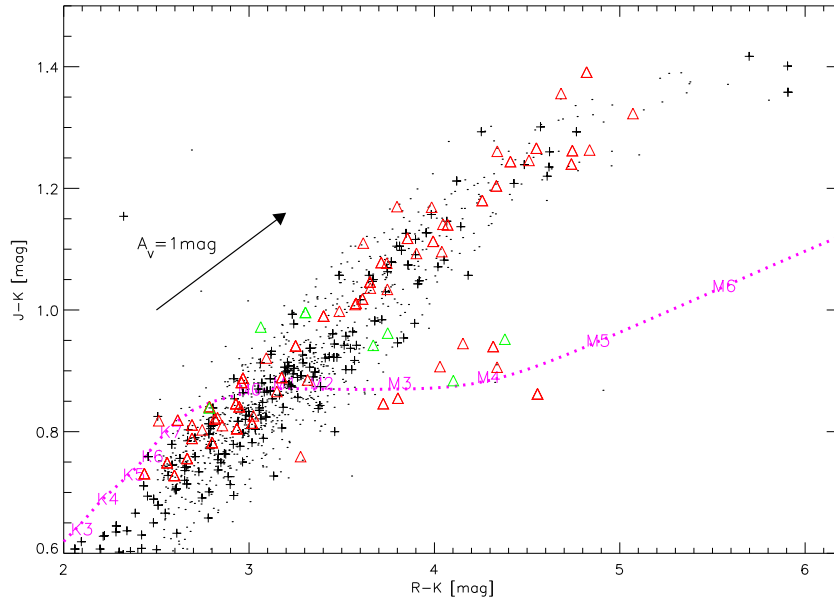


FIGURE 4. Colour-colour diagram for stars in the field of the young cluster IC 2602: all UCAC2 stars (dots), observed UCAC2 stars (crosses), target from the list of F97 (red triangles), and other candidate members (green triangles). The main sequence is represented by a magenta line and a reddening vector for $A_V = 1$ mag is shown. Note that most of the objects from F97 form a reddened main-sequence track and are not members of IC 2602.

ACKNOWLEDGMENTS

AR and AS acknowledge research funding from the DFG under an Emmy Noether Fellowship (RE 1664/41).

REFERENCES

1. A. Skumanich 1972, *ApJ*, **171**, 565
2. X. Delfosse, T. Forveille, C. Perrier, and M. Mayor 1998, *A&A*, **331**, 581
3. S. Mohanty, and G. Basri 2003, *ApJ*, **583**, 451
4. S. L. Hawley, I. N. Reid, J. E. Gizis, and P. B. Byrne 1999, *Solar and Stellar Activity: Similarities and Differences*, **158**, 63
5. R. R. Radick, D. T. Thompson, G. W. Lockwood, D. K. Duncan, and W. E. Baggett 1987, *ApJ*, **321**, 459
6. I. N. Reid, and S. Mahoney 2000, *MNRAS*, **316**, 827
7. A. A. West et al. 2004, *AJ*, **128**, 426
8. D. C. Foster, P. B. Byrne, S. L. Hawley, and W. R. J. Rolleston 1997, *A&AS*, **126**, 81
9. S. Randich, R. Pallavicini, G. Meola, J. R. Stauffer, and S. C. Balachandran 2001, *A&A*, **372**, 862