

# MMT/AO 5 MICRON IMAGING CONSTRAINTS ON THE EXISTENCE OF GIANT PLANETS ORBITING FOMALHAUT AT $\sim 13\text{-}40$ AU<sup>1</sup>

MATTHEW A. KENWORTHY

Steward Observatory, The University of Arizona, 933 N. Cherry Ave., Tucson, AZ 85721, USA

ERIC E. MAMAJEK

Harvard-Smithsonian Center for Astrophysics, Cambridge MA, 02138, USA and  
Current address: University of Rochester, Department of Physics & Astronomy, Rochester, NY, 14627-0171, USA

PHILIP M. HINZ, MICHAEL R. MEYER

Steward Observatory, The University of Arizona, 933 N. Cherry Ave., Tucson, AZ 85721, USA

AREN N. HEINZE

Swarthmore College, 500 College Avenue, Swarthmore, PA 19081, USA

DOUGLAS L. MILLER, SURESH SIVANANDAM, MELANIE FREED

Steward Observatory, The University of Arizona, 933 N. Cherry Ave., Tucson, AZ 85721, USA  
*submitted to ApJL*

## ABSTRACT

A candidate  $\lesssim 3 M_{Jup}$  extrasolar planet was recently imaged by Kalas et al. (2008) using HST/ACS at  $12''.7$  (96 AU) separation from the nearby ( $d = 7.7$  pc) young ( $\sim 200$  Myr) A2V star Fomalhaut. Here we report results from M-band ( $4.8 \mu\text{m}$ ) imaging of Fomalhaut on 5 Dec 2006 using the Clio IR imager on the 6.5-m MMT with the adaptive secondary mirror. Our images are sensitive to giant planets at orbital radii comparable to the outer solar system ( $\sim 5\text{-}40$  AU). Comparing our  $5\sigma$  M-band photometric limits to theoretical evolutionary tracks for substellar objects, our results rule out the existence of planets with masses  $> 2 M_{Jup}$  from  $\sim 13\text{-}40$  AU and objects  $> 13 M_{Jup}$  from  $\sim 8\text{-}40$  AU.

*Subject headings:*

## 1. INTRODUCTION

Approximately 300 extrasolar planets have been discovered, predominantly through Doppler spectroscopy, transits, and microlensing (e.g. Marcy et al. 2005; Charbonneau et al. 2007; Gaudi 2007). Radial velocity surveys indicate that the frequency of gas giant planets greater than  $0.1 M_{Jup}$  is about 15% when extrapolated out to 20 AU (Cumming et al. 2008). Direct imaging surveys to date place upper limits on the frequency of gas giant planets more massive than Jupiter at orbital radii beyond 20 AU (Kasper et al. 2007; Lafrenière et al. 2007; Nielsen et al. 2008).

Substellar objects with inferred masses below the deuterium-burning limit ( $\sim 13 M_{Jup}$ ) have been imaged as members of young clusters (e.g. Zapatero Osorio et al. 2000; Luhman et al. 2005), at wide separation ( $> \text{tens AU}$ ) orbiting other young brown dwarfs (e.g. Chauvin et al. 2004; Luhman et al. 2006), and  $\sim 1 M_{\odot}$  star (Lafrenière et al. 2008). Although the deuterium-burning limit has acted as a de facto boundary between “planets” and “brown dwarfs”, these objects do not have birth certificates, and their means of conception is a matter of conjecture. Given our knowledge regarding

parameters of protoplanetary disks, it is not clear that any of the imaged companions with masses of  $< 13 M_{Jup}$  could have formed *in situ*. Exotic scenarios for formation at smaller radii and subsequent planet-planet scattering have been proposed (e.g. Ford & Rasio 2008; Mamajek & Meyer 2007).

Recently, two studies (Kalas et al. 2008; Marois et al. 2008) announced the discovery of what appear to represent the first unequivocal cases of exoplanets being directly imaged and resolved around nearby stars. Marois et al. (2008) imaged three large gas giants apparently in orbit around the young A-type debris disk star HR 8799. Kalas et al. (2008) detect a companion  $\lesssim 3 M_{Jup}$  situated  $12''.7$  (96 AU) away from the bright A3V star Fomalhaut ( $\alpha$  PsA;  $V = 1.2$  mag). Fomalhaut is a target in our MMT/AO survey for substellar companions around nearby intermediate mass stars and we report results of our recent observations here.

Fomalhaut is a well-studied, nearby (7.7 pc; Perryman & ESA 1997), young ( $\sim 200 \pm 100$  Myr; Barrado y Navascues 1998) main sequence  $\sim 1.95 M_{\odot}$  star with a debris disk system. The debris disk system is remarkable for having been resolved in the sub-mm with JCMT (Holland et al. 2003), far-IR with *Spitzer* (Stapelfeldt et al. 2004), and optical with HST (Kalas et al. 2005). The HST/ACS coronagraph images suggest that the cold dust belt is  $\sim 25$  AU wide, with a sharp inner edge  $\sim 133$  AU from Fomalhaut. From the

Electronic address: mkenworthy@as.arizona.edu

<sup>1</sup> Observations reported here were obtained at the MMT Observatory, a joint facility of the University of Arizona and the Smithsonian Institution.

eccentricity and sharpness of the inner edge of the debris disk, Quillen (2006) predicted the existence of a  $\sim 0.05\text{--}0.3 M_{Jup}$  planet with semi-major axis  $a = 119$  AU and eccentricity of  $\sim 0.1$ . The planet imaged by Kalas et al. (2008) has stellocentric separation of 119 AU and inferred semi-major axis of  $\approx 115$  AU, in remarkable agreement with Quillen’s prediction. The mass predicted by Quillen is lower than the upper limits derived by Kalas et al. (2008) ( $\sim 1.7\text{--}3.5 M_{Jup}$ ), however they emphasize that their  $0.6 \mu\text{m}$  flux may be contaminated by an extensive circumplanetary disk.

Young giant planets are predicted to be hot (for  $M_{Jup} > 3$ ,  $T_{\text{eff}} > 300$  K for ages  $< 500$  Myr (Baraffe et al. 2003)), and theoretical spectral energy distributions (SEDs) predict a strong peak around  $\sim 5 \mu\text{m}$  (e.g. Burrows et al. 1997). While direct imaging surveys for substellar companions to nearby stars have concentrated on near-IR bands (e.g.  $H$  and  $K$ ), the models predict that  $L$  and  $M$ -band fluxes for planets should be much brighter than at  $J$ ,  $H$ , and  $K$ . For example, a  $10 M_{Jup}$  object with age 0.5 Gyr has predicted colors of  $J - M \simeq 4$ ,  $H - M \simeq 4$ ,  $L - M \simeq 1$  (Baraffe et al. 2003). Motivated by these predictions, we initiated surveys of nearby ( $d < 25$  pc) stars of various types to search for substellar companions at wide separations ( $> 10$  AU) using the Clio IR camera on the 6.5-m MMT telescope with the adaptive secondary mirror (Lloyd-Hart 2000; Wildi et al. 2003; Brusa et al. 2004). Here we report observations with MMT/AO and the Clio IR camera sensitive to giant planets at a wide range of orbital radii interior to the companion reported by Kalas et al. (2008).

## 2. OBSERVATIONS

Fomalhaut was imaged 5 December 2006 (02:06 UT) using the Clio 3- $5 \mu\text{m}$  imager in conjunction with the adaptive secondary mirror on the 6.5-meter MMT telescope. The Clio detector is a high well depth Indigo InSb detector with  $320 \times 256$  pixels and  $30 \mu\text{m}$  size pixels (Hinz et al. 2006). Images were taken with a Barr Associates M-band filter with half power wavelength range of  $4.47$  to  $5.06 \mu\text{m}$  with central peak wavelength of  $4.77 \mu\text{m}$ <sup>2</sup>. The field of view at  $M$ -band is  $15''.6 \times 12''.4$  on the Clio array. The star was nodded  $5''.5$  along the long axis of the detector after 5 images were taken. Each of the 375 images consists of 50 coadded exposures of 209.1 ms length, for a total coadded duration of 3920 sec. Exposure times were calculated so as to keep the sky flux counts just below the nonlinearity limit for the detector (around 40,000 ADU). Short exposures, typically of 64.1 msec were taken after the sequence of deep exposures so as to provide photometric check. To avoid variations in the pattern of illumination on the Clio detector, the instrument is fixed in orientation with respect to the telescope, resulting in total field rotation of  $21^\circ$  for our Fomalhaut data. Conditions were photometric, and the native seeing throughout the Fomalhaut imaging was  $\sim 0''.5\text{--}0''.7$  at an airmass of 2.1 to 2.8 (as seen with the optical acquisition camera).

The pixel scale was determined from images of the A-type binary Castor on UT 7 Dec 2006 (orbit from

<sup>2</sup> Current information on the Clio camera and MMT adaptive secondary are available at the wiki website <http://mmtao.org/wiki/doku.php?id=mmtao:clio>

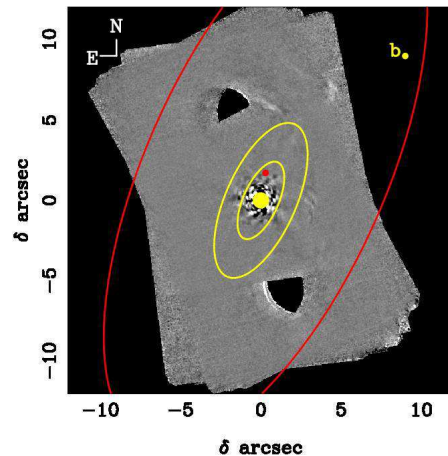


FIG. 1.— Clio 5-micron image of Fomalhaut and environs. The location of Fomalhaut b (Kalas et al. 2008) is marked at the upper right, just off the field of view of the observations. The yellow dot marks the location of Fomalhaut. The red ellipse marks the location of the dust belt at 140 AU (Kalas et al. 2005), with the red dot marking the center of the dust belt ellipse. The yellow ellipses represent distances of 20 AU and 40 AU from the central star. The image is scaled linearly. No significant point sources are detected in the image.

Worley & Douglass 1996). The observed separation at  $M$ -band was  $90.93 \pm 0.06$  pixels, and the orbit predicted an angular separation of  $4''.445$ , leading to a pixel scale of  $48.88 \pm 0.03 \text{ mas pixel}^{-1}$ .

## 3. ANALYSIS

The Clio images were reduced using a suite of custom C routines (Heinze 2007) that match temporally adjacent (or nearly adjacent) beam pair observations for background subtraction, then rotate and coadd the background-subtracted images into final images. Postage stamp images of all of the individual observations (each are typically  $\sim 6\text{--}25$  sec integrations) were inspected, and a small number of observations were rejected (usually during periods of poor seeing, or if the AO system loop was lost, or both). Several methods of image combination are run as separate trials to determine the one with the most robust sensitivity, and are discussed in Heinze (2008). A separate pipeline, written in IRAF scripts and Perl Data Language<sup>3</sup>, provides an additional check to the other pipelines.

We use the method of Angular Differential Imaging (ADI; Marois et al. (2006)) to calibrate out the presence of residual speckles in the instrument whilst preserving the flux of any faint companions. The data sets were split according to their beam switch and a master PSF for each beam position created. Any faint companions at constant position angle will be washed out in the median-combining to form the master PSF. This PSF is then subtracted off all the individual frames. The frames are then rotated so that North is up and East to the left, and then combined using various sigma clipping rejection algorithms to produce the final sensitivity image. At small separations ( $< 2''.0$ ), the images are contrast limited and not sky background limited, a result of the time varying nature of the aberrations in the telescope optics.

Although Fomalhaut is an infrared photometric standard (van der Bliik et al. 1996), the core of the star’s

<sup>3</sup> <http://pdl.perl.org/>

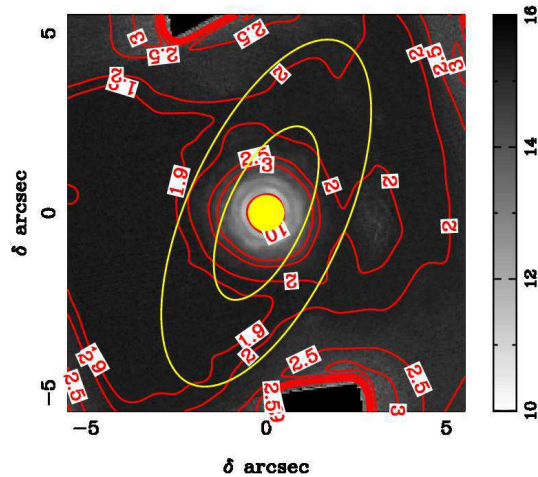


FIG. 2.— Enlarged view of Figure 1 showing 5-sigma sensitivity contours in Jupiter masses. For small areas we reach down to a 5-sigma detection limit of  $1.85M_{Jup}$ . The underlying image shows the 5-sigma sensitivity image in M band magnitudes marked on the scale bar.

PSF in our shortest exposure (64.1 msec) appears to be saturated. For this reason, the photometric calibration was tied to three other A-type stars observed that night:  $\beta$  UMa,  $\iota$  UMa, and  $\zeta$  Lep. The stars do not have published ground-based M-band photometry, but they do have published ground-based fluxes in the  $1-8\mu\text{m}$  range (Gezari et al. 1999) as well as predicted fluxes for the MSX mission at neighboring wavelengths (Egan & Price 1996). Based on the Gezari et al. (1999) and Egan & Price (1996) fluxes, we interpolate the following M-band magnitudes for our calibrator stars:  $m[4.8] = 2.34$  mag ( $\beta$  UMa), 2.63 ( $\iota$  UMa), and 3.27 ( $\zeta$  Lep). Conservative photometric uncertainties are  $\pm 0.03$  mag dispersion.

These three stars were observed at airmasses from 1.05 to 1.45, allowing extrapolation of photometry to the airmass range (2.1-2.5) of the Fomalhaut observations. A second check of the photometry was performed by estimating Fomalhaut’s flux using the unsaturated first Airy ring in the AO corrected images. These flux estimates agree with the airmass extrapolation to 10%, confirming the stability of the observing conditions during the whole night.

Our final coadded intensity image is shown in Figure 1. The residuals from the ADI PSF subtraction of the star are present as a speckle pattern in the middle of the image. The red ellipse and red dot mark the location and center of the dust belt as imaged by Kalas et al. (2005). The location of the exoplanet Fomalhaut b is at the upper right of the image, just out of the field of view of the combined Clio observations. The combination of beamswitched images requires the masking of the negative beam, which combined with the field rotation leads to the two triangular areas of no coverage within the larger image.

For our field rotation of  $21^\circ$ , the ADI method has reduced companion sensitivity for distances smaller than 0.86 arcseconds (Marois et al. 2006). Figure 2 is an expanded view of the first figure, and shows the  $5\sigma$  point source sensitivity limits assuming M band fluxes from the COND models (Baraffe et al. 2003), appropriate for temperatures  $< 1800\text{K}$ . Sensitivity curves for regions close

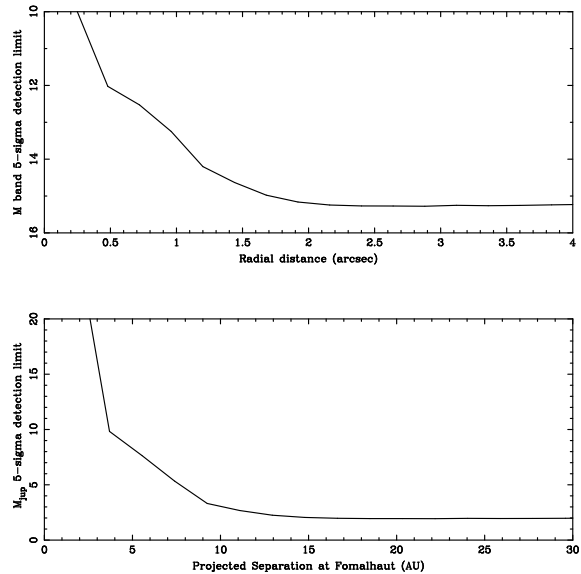


FIG. 3.— Azimuthally averaged contrast curves for the observations of Fomalhaut. The upper panel shows the 5-sigma point source M band magnitude detection limit as calculated from the 375 individual Clio images. The equivalent detection limits for COND model Jupiter mass objects is shown in the lower panel.

to Fomalhaut are shown as azimuthally averaged plots in Figure 3. Although blind sensitivity tests have shown 50% completeness at  $5\sigma$  observations (Heinze 2007), we keep our point source sensitivities to be consistent with the limits quoted by other planet surveys.

#### 4. DISCUSSION

It is unclear whether there is any connection between the presence of gas giant planets and debris disks (Moro-Martín et al. 2007). With the discovery of a gas giant planet near the inner edge of its outer debris belt, the question arises: does Fomalhaut have giant planets at smaller radii? Current analysis of the debris system suggests inner ( $R < 20$  AU) and outer ( $R > 100$  AU) planetesimal belts responsible for the bulk of the mid-IR and far-IR/sub-mm emission respectively (Greaves et al. 1998; Stapelfeldt et al. 2004; Kalas et al. 2005). However, there is plenty of room for additional gas/ice giant planets in the system. Our upper limits rule out masses greater than  $2 M_{Jup}$  between  $\sim 13-40$  AU. Chatterjee et al. (2008) suggest that gas giants could end up at large separations due to planet-planet scattering. In this scenario, the largest planets in the system tend to stay put and smaller planets end up in large, eccentric orbits. Our results suggest this may not be an explanation for the location of Fomalhaut b.

Barnes & Greenberg (2007) have explored the hypothesis that most planetary systems are “packed” in the sense that any orbit dynamically stable on timescales of order the age of the system or longer are inhabited. This implies that the planet formation process is very efficient indeed and is consistent with numerical integration of the orbits in our own solar system (Laskar 1996). This hypothesis found recent confirmation in the discovery of HD 74156 d (Bean et al. 2008) of the mass and orbit predicted. If Fomalhaut has a multiplanet system spaced like the Solar system and HR 8799 systems (giant planets spaced logarithmically, spaced by  $\sim 0.25 \pm 0.05$  dex in  $a$ ), one would naively predict interior planets at radii  $\sim 65$ ,

$\sim 35$ ,  $\sim 20$  AU. *Spitzer* detected evidence of a warm inner disk at  $< 20$  AU (Stapelfeldt et al. 2004). It is tempting to speculate that Fomalhaut’s inner disk is likewise being perturbed by another planet. If Fomalhaut indeed has a packed system of planets between its inner ( $< 20$  AU) and outer ( $> 133$  AU) debris belts, our M-band results suggest that planets in the  $\sim 13$ -40 AU range are less than  $< 2 M_{Jup}$  in mass. Chiang et al. (2008) suggest that Fomalhaut exhibits an “anomalous” acceleration in the *Hipparcos* astrometry (Perryman & ESA 1997; van Leeuwen 2007), consistent with a  $\sim 30 M_{Jup}$  brown dwarf at  $r \sim 5$  AU. Our observations rule out the existence of an object at this mass at this orbital radius, and the data can rule out the existence of any brown dwarfs ( $> 13 M_{Jup}$ ) at separations of  $\sim 8$ -40 AU. The accelerations in the original *Hipparcos* database are of low significance in both RA and Dec ( $< 2\sigma$ ), and so may simply be statistical noise. Additional observations are planned to detect the

thermal emission from Fomalhaut b in order to further explore its properties.

We thank the CfA TAC for allocating the MMT time that made these observations possible. We thank the MMT staff, especially John McAfee, Alejandra Milone, Mike Alegria, and Tim Pickering. We also thank Vidhya Vaitheeswaran and Thomas Stalcup for their support of the MMT/AO system. Clio is supported by grant NNG 04-GN39G from the NASA Terrestrial Planet Finder Foundation Science Program. MAK is supported by grant NNG 06-GE26G from the NASA Terrestrial Planet Finder Foundation Science Program. EEM was supported by a Clay Postdoctoral Fellowship during this observing program. MRM acknowledges support through LAPLACE from the NASA Astrobiology Institute.

## REFERENCES

- Baraffe, I., Chabrier, G., Barman, T. S., Allard, F., & Hauschildt, P. H. 2003, *A&A*, 402, 701
- Barnes, R. & Greenberg, R. 2007, *ApJ*, 665, L67
- Barrado y Navascués, D. 1998, *A&A*, 339, 831
- Bean, J. L., McArthur, B. E., Benedict, G. F., & Armstrong, A. 2008, *ApJ*, 672, 1202
- Brusa, G., Miller, D. L., Kenworthy, M. A., Fisher, D. L., & Riccardi, A. 2004, in *Society of Photo-Optical Instrumentation Engineers (SPIE) Conference Series*, ed. D. Bonaccini Calia, B. L. Ellerbroek, & R. Ragazzoni, Vol. 5490, 23–33
- Burrows, A., Marley, M., Hubbard, W. B., Lunine, J. I., Guillot, T., Saumon, D., Freedman, R., Sudarsky, D., & Sharp, C. 1997, *ApJ*, 491, 856
- Charbonneau, D., Brown, T. M., Burrows, A., & Laughlin, G. 2007, in *Protostars and Planets V*, ed. B. Reipurth, D. Jewitt, & K. Keil, 701–716
- Chatterjee, S., Ford, E. B., Matsumura, S., & Rasio, F. A. 2008, *ApJ*, 686, 580
- Chauvin, G., Lagrange, A.-M., Dumas, C., Zuckerman, B., Mouillet, D., Song, I., Beuzit, J.-L., & Lowrance, P. 2004, *A&A*, 425, L29
- Chiang, E., Kite, E., Kalas, P., Graham, J. R., & Clampin, M. 2008, *ArXiv e-prints*
- Cumming, A., Butler, R. P., Marcy, G. W., Vogt, S. S., Wright, J. T., & Fischer, D. A. 2008, *PASP*, 120, 531
- Egan, M. P. & Price, S. D. 1996, *AJ*, 112, 2862
- Ford, E. B. & Rasio, F. A. 2008, *ApJ*, 686, 621
- Gaudi, B. S. 2007, *ArXiv e-prints*
- Gezari, D. Y., Pitts, P. S., & Schmitz, M. 1999, *VizieR Online Data Catalog*, 2225, 0
- Greaves, J. S., Holland, W. S., Moriarty-Schieven, G., Jenness, T., Dent, W. R. F., Zuckerman, B., McCarthy, C., Webb, R. A., Butler, H. M., Gear, W. K., & Walker, H. J. 1998, *ApJ*, 506, L133
- Heinze, A. N. 2007, PhD thesis, The University of Arizona
- Hinz, P. M., Heinze, A. N., Sivanandam, S., Miller, D. L., Kenworthy, M. A., Brusa, G., Freed, M., & Angel, J. R. P. 2006, *ApJ*, 653, 1486
- Holland, W. S., Greaves, J. S., Dent, W. R. F., Wyatt, M. C., Zuckerman, B., Webb, R. A., McCarthy, C., Coulson, I. M., Robson, E. I., & Gear, W. K. 2003, *ApJ*, 582, 1141
- Kalas, P., Graham, J. R., Chiang, E., Fitzgerald, M. P., Clampin, M., Kite, E. S., Stapelfeldt, K., Marois, C., & Krist, J. 2008, *Science*, 322, 1
- Kalas, P., Graham, J. R., & Clampin, M. 2005, *Nature*, 435, 1067
- Kasper, M., Apai, D., Janson, M., & Brandner, W. 2007, *A&A*, 472, 321
- Lafrenière, D., Doyon, R., Marois, C., Nadeau, D., Oppenheimer, B. R., Roche, P. F., Rigaut, F., Graham, J. R., Jayawardhana, R., Johnstone, D., Kalas, P. G., Macintosh, B., & Racine, R. 2007, *ApJ*, 670, 1367
- Lafrenière, D., Jayawardhana, R., & van Kerkwijk, M. H. 2008, *ArXiv e-prints*
- Laskar, J. 1996, *Celestial Mechanics and Dynamical Astronomy*, 64, 115
- Lloyd-Hart, M. 2000, *PASP*, 112, 264
- Luhman, K. L., Stauffer, J. R., & Mamajek, E. E. 2005, *ApJ*, 628, L69
- Luhman, K. L., Wilson, J. C., Brandner, W., Skrutskie, M. F., Nelson, M. J., Smith, J. D., Peterson, D. E., Cushing, M. C., & Young, E. 2006, *ApJ*, 649, 894
- Mamajek, E. E. & Meyer, M. R. 2007, *ApJ*, 668, L175
- Marcy, G., Butler, R. P., Fischer, D., Vogt, S., Wright, J. T., Tinney, C. G., & Jones, H. R. A. 2005, *Progress of Theoretical Physics Supplement*, 158, 24
- Marois, C., Lafrenière, D., Doyon, R., Macintosh, B., & Nadeau, D. 2006, *ApJ*, 641, 556
- Marois, C., Macintosh, B., Barman, T., Zuckerman, B., Song, I., Patience, J., Lafrenière, D., & Doyon, R. 2008, *Science*, 322, 1
- Moro-Martín, A., Carpenter, J. M., Meyer, M. R., Hillenbrand, L. A., Malhotra, R., Hollenbach, D., Najita, J., Henning, T., Kim, J. S., Bouwman, J., Silverstone, M. D., Hines, D. C., Wolf, S., Pascucci, I., Mamajek, E. E., & Lunine, J. 2007, *ApJ*, 658, 1312
- Nielsen, E. L., Close, L. M., Biller, B. A., Masciadri, E., & Lenzen, R. 2008, *ApJ*, 674, 466
- Perryman, M. A. C. & ESA. 1997, *The HIPPARCOS and TYCHO catalogues. Astrometric and photometric star catalogues derived from the ESA HIPPARCOS Space Astrometry Mission*
- Quillen, A. C. 2006, *MNRAS*, 372, L14
- Stapelfeldt, K. R., Holmes, E. K., Chen, C., Rieke, G. H., Su, K. Y. L., Hines, D. C., Werner, M. W., Beichman, C. A., Jura, M., Padgett, D. L., Stansberry, J. A., Bendo, G., Cadien, J., Marengo, M., Thompson, T., Velusamy, T., Backus, C., Blaylock, M., Egami, E., Engelbracht, C. W., Frayer, D. T., Gordon, K. D., Keene, J., Latter, W. B., Megeath, T., Misselt, K., Morrison, J. E., Muzerolle, J., Noriega-Crespo, A., Van Cleve, J., & Young, E. T. 2004, *ApJS*, 154, 458
- van der Blik, N. S., Manfroid, J., & Bouchet, P. 1996, *A&AS*, 119, 547
- van Leeuwen, F., ed. 2007, *Astrophysics and Space Science Library*, Vol. 250, *Hipparcos, the New Reduction of the Raw Data*
- Wildi, F. P., Brusa, G., Riccardi, A., Lloyd-Hart, M., Martin, H. M., & Close, L. M. 2003, in *Society of Photo-Optical Instrumentation Engineers (SPIE) Conference Series*, ed. P. L. Wizinowich & D. Bonaccini, Vol. 4839, 155–163
- Worley, C. E. & Douglass, G. G. 1996, *VizieR Online Data Catalog*, 1237, 0
- Zapatero Osorio, M. R., Béjar, V. J. S., Martín, E. L., Rebolo, R., Barrado y Navascués, D., Bailer-Jones, C. A. L., & Mundt, R. 2000, *Science*, 290, 103