

# Radio Detection of Particles from the Cosmos

Andreas Haungs

*Institut für Kernphysik, Forschungszentrum Karlsruhe, Germany  
email: andreas.haungs@ik.fzk.de*

---

## Abstract

The ARENA08 conference, held in Rome in June 2008, gave an almost complete overview on applications of the new techniques radio and acoustic detection of electromagnetic showers generated by high-energy cosmic particles in air or in dielectric media. There are vast activities all over the world, and the progress is remarkable. This was displayed by more than 30 contributions to the conference related to the radio detection technique, only. This paper gives a short summary on the status of 'radio detection of particles from the cosmos' as presented at the conference.

*Key words:* radio emission, electromagnetic shower, ultra-high energy cosmic rays, neutrinos  
*PACS:* 96.50.S

---

## 1. Motivation

The new detection technique of radio observation of high-energy cosmic particles belongs to an innovative field of Astroparticle Physics: The study of high-energy cosmic rays, gamma rays, and neutrinos; i.e. charged as well as neutral particles and nuclei from the cosmos. The goal is to get a coherent physical description of the high-energy, non-thermal Universe. The scientific questions address the understanding of cosmic accelerators and the origin of high-energy cosmic rays. The experimental challenge is to perform multi-messenger observations of astrophysical sources. These objects accelerate charged particles and other particles such as neutrinos or gamma rays are produced at reactions with the surrounding media. In addition, due to the unavoidable interaction of very high-energy protons with photons of the microwave background (GZK-effect) secondary neutrinos and gamma rays are produced (see fig. 1).

The observation of particles at highest energies is a challenging task. As all cosmic messengers are rare and difficult to detect, the techniques employed require deployment of large area detectors and use of large volume natural detector media (atmosphere, sea water, ice, salt mines, etc.). Presently, the experimental field is entering a new era using large-scale detectors on the surface of the Earth, embedded in the icecap of the Antarctica, or using the deep-sea in the Mediterranean.

With the recent results from the Pierre Auger Collaboration [1] of correlations between cosmic ray arrival directions and nearby Active Galactic Nuclei (AGN) a new window to the Universe has been opened. AGN's could be the source of the highest energy cosmic rays, but definite conclusions can be only obtained when the statistical accuracy will be improved at the highest energies and when the information from different messengers (high-energy gamma rays, neutrinos, and hadrons) will be combined.

Classical techniques for the detection of cosmic rays are extensive-air-shower observations at ground level by operating large arrays of detectors for charged particles, covering hundreds to thousands of square kilometres. Alternative optical techniques include observations of Cherenkov light in air, water, and ice, as well as observations of fluorescence light from nitrogen molecules in the atmosphere. These techniques are well advanced but become very expensive for the instrumentation of large areas. Therefore, if the observatories will be expanded the development of new efficient detection techniques is indispensable.

Radio detection addresses a novel approach to unveil the origin, nature and propagation of cosmic rays, high-energy gammas, and neutrinos. The approach can be suitable to develop new and cheaper detection techniques with a large potential for application in the next generation of big experiments either in the Earth's atmosphere or in dielectric materials such as the ice of the polar caps, the salt of

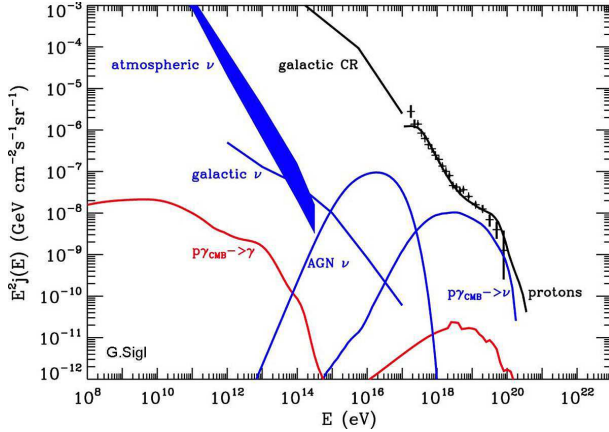


Fig. 1. Model fluxes of particles from the cosmos [2]. Shown are the primary cosmic ray fluxes (data and a model), the secondary gamma ray flux expected from proton interactions with the CMB and infrared background, and neutrino fluxes (atmospheric  $\nu$ , galactic  $\nu$ , AGN  $\nu$ , and GZK- $\nu$ ).

suitable mines and the lunar regolith. At sufficiently high energies the cosmic particles produce detectable signals in conveniently accessible radio frequency bands. The general advantages of the radio technique lie in the fact that radio waves are comparatively easy to detect with cheap equipment. Radio waves propagate in a number of media without considerable attenuation. Therefore, radio signals can, in principle, be transported over large distances in the atmosphere (several tens of kilometres) or through dielectric solids (several hundreds of meters). At various places in the world these techniques have been tested and are being used at relatively small scales. In the next few years the currently operated prototypes will be extended to first large scale applications of the radio detection technique.

## 2. Radio detection of air showers

### 2.1. Charged cosmic rays

In recent years, the radio detection of high-energy cosmic rays with the Earth's atmosphere as a target has been developed very rapidly and the proof-of-principle has been given by different experiments [3]. The obtained result on the physics and the available infrastructure serve as milestones for the development of the next generation of experiments which will be able to investigate in radio the whole high-energy spectrum of charged cosmic rays (see fig. 2).

The detection principle of high-energy air showers is based on the idea that electron-positron pairs gyrate in the Earth's magnetic field and produce radio pulses by synchrotron emission. During the shower development the electrons are concentrated in a thin shower disk ( $< 2$  m), which is smaller than one wavelength (at 100 MHz) of the emitted radio wave. This situation provides the coherent emission of the radio signal. There are different descriptions of this geomagnetic effect on charged particles moving in the atmosphere which led to various approaches

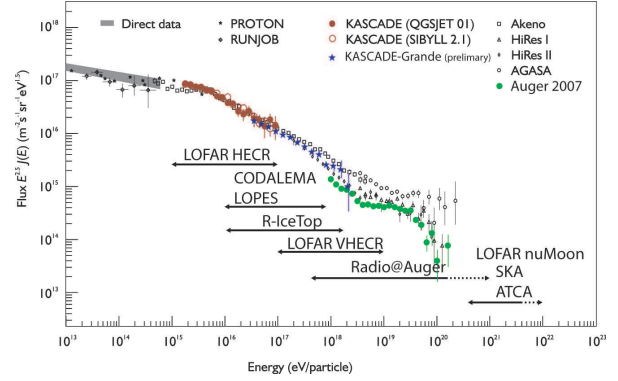


Fig. 2. The measured charged particle cosmic ray spectrum with indications for the sensitive energy range of various radio detection set-ups for air-shower observations.

of detailed Monte-Carlo simulations of the emission process (see [4] and references therein). In a next step, with increasing importance, a detailed comparison of the calculated signals using end-to-end simulations, starting from the showers themselves, including the details of the sensors and the sensor electronics is envisaged [5].

The advantage to perform coincidence measurements with existing well-calibrated air-shower arrays of particle detectors made an unambiguously proof-of-principle of the radio detection of air-showers possible [6]. Meanwhile, various experiments have positive detection of air showers in the radio frequency range of 40 – 80 MHz. Several thousand events have been analyzed in terms of features of the radio signal emitted in air shower.

Most accurate information on individual events is available from the LOPES experiment [7]. The main part of LOPES is an array of 30 short dipole antennas, which measure in coincidence with and are triggered by the well-calibrated KASCADE-Grande air-shower experiment. KASCADE-Grande operates in the energy range of  $10^{16} - 10^{18}$  eV. With LOPES, some important characteristics and dependencies of the radio signal have been investigated: The most interesting result is the found quadratic dependence of the receiving radio-power on the primary energy of the cosmic particles (i.e. a linear dependence on the electric field strength proving the coherence of the emission mechanism, fig. 3). In addition, the correlation of the radio field strength with the direction of the geomagnetic field and the exponential behavior of the lateral decrease of the field strength with an scaling parameter in the order of hundreds of meter have been explored. Except during strong thunderstorms the radio signal is not strongly affected by weather conditions. LOPES has summarized these findings in an analytical expression for the radio pulse height based on the estimated shower observables:

$$\epsilon_{\text{est}} = (11 \pm 1) \cdot ((1.16 \pm 0.025) - \cos \alpha) \cos \theta \exp\left(\frac{-R_{\text{SA}}}{(236 \pm 81) \text{ m}}\right) \left(\frac{E_{\text{p}}}{10^{17} \text{ eV}}\right)^{(0.95 \pm 0.04)} \left[\frac{\mu\text{V}}{\text{m MHz}}\right]$$

(With:  $\alpha$  the geomagnetic angle,  $\theta$  the zenith angle,  $R_{\text{SA}}$  the mean distance of the antennas to the shower axis, and  $E_{\text{p}}$  the primary

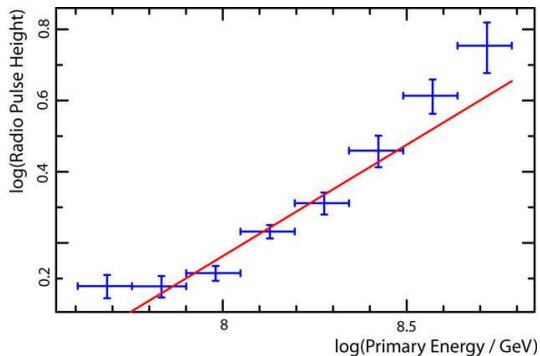


Fig. 3. Average radio pulse strength measured by LOPES in coincidence with KASCADE-Grande versus the estimated primary particle energy [7].

particle energy.)

In particular, the quadratic dependence of the radio power on primary energy makes radio detection to an efficient and less costly method for measuring air showers.

The high-quality data of the combined LOPES – KASCADE-Grande measurements allow to investigate the radio signal not only in average, but also in individual events. In particular, the lateral distribution of the radio field strength is of importance. Large scaling parameters would allow to measure the same field strength at larger distances from the shower core, which could be very helpful for large scale applications of the detection technique. Fig. 4 shows one individual event and compares the measured field strength with detailed simulations performed with REAS2 on basis of the general event characteristics obtained by KASCADE-Grande [8]. By investigating many events LOPES has found a good agreement in the absolute field strength (at  $\approx 75$  m distance from the shower axis) of simulated and measured values. But, regarding the lateral slope of the signal a disagreement is evident: The simulation of the geosynchrotron emission leads to steeper lateral slopes than the measurements show. In addition, a few percent of showers with exceptionally flat lateral distributions have been observed in the measurements, but they have been never found in simulations.

These results are confirmed by measurements of the CODALEMA experiment [9] and (with much lower statistical accuracy) also by first shower detections at the Pierre Auger Observatory in Argentina [10]. CODALEMA is an experiment for observing electrical transients associated with cosmic rays and is located at the astronomical decametric antenna array at Nancy, France.

The great success of these measurements results in an enormous gain of knowledge on the behavior of the radio signal in air showers. That leads to a new level of the studies with promising developments, but with a vast number of new questions which necessarily have to be answered before the technique can be used for large scale applications:

- Lateral shape of the radio signal? All experiments have found a few percent of showers with exceptionally flat lateral distribution, which is not understood at all.
- Polarization of the signal? First hints of a dependency

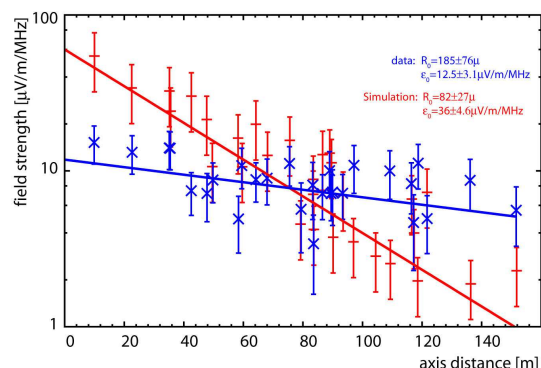


Fig. 4. Lateral distribution obtained for data and simulation for an individual event measured by LOPES [7].

of the polarization on the azimuth angle of the incoming primary particle was found [11,9]. This has to be explored in much more detail as it is important for a verification of the favored geosynchrotron emission process.

- Frequency band? Is there a more efficient frequency range in the emission as the mainly explored 40 – 80 MHz.
- Geomagnetic effects? Despite the fact that there is an geomagnetic origin of the radio emission, the detailed dependency is still unclear.
- Are there additional emission mechanisms like a contribution of Cherenkov emission in air?
- Structure of the radio wavefront and the signal pulse? For an efficient use of the detection technique in terms of estimating primary cosmic ray characteristics like energy, composition, or arrival direction, the wavefront and the signal pulse shape have to be understood in detail.

By continuing the present measurements, but with increased quality and statistical accuracy there is good hope to answer these questions in near future.

Beside the understanding of the physics of the radio signal, in parallel, technical improvements are needed for a radio stand-alone large scale application. First of all a working and stable self-trigger system has to be developed, i.e. the antenna system itself has to recognize when a high-energy air-shower is reaching the observation level, but should suppress man-made RFI signals. Various concepts are presently under development [12,13]. Also of high importance is the development of self-sustained radio stations with wireless communications to operate them in remote landscapes [10,12].

Due to the success of LOPES and CODALEMA the next generation of experiments to measure cosmic rays by their radio emission is already in set-up or planned:

- Pierre Auger Observatory: In next couple of years an engineering and testing array in Argentina will be set-up (a prototype is shown in fig. 5). The main goal is to establish and further develop the technique and to understand the radio signal in the primary energy range of  $10^{17} - 10^{20}$  eV [10].
- LOFAR: The core of this radio astronomy array presently set-up in the Netherlands will be able to investigate individual air showers in great detail by hundreds of anten-



Fig. 5. At the site of the Auger Observatory in Argentina self-sustained radio stations are tested measuring in coincidence with the surface detectors of Auger [12].

- nas measuring simultaneously the air-shower events [14].
- IceCube/IceTop at the South Pole: With R-IceTop a large area surface radio air-shower detector is proposed, organized in rings around the IceTop array [15]. The array will serve mainly as a veto detector for very high energy cosmic neutrinos measured by the IceCube optical detectors deep in ice (fig. 6), but will also provide complementary information to the air-shower array IceTop.
- 21CMA: The proposal is to beam the existing 21CMA radio antenna array in China to a nearby mountain in order to observe Earth skimming or through-mountain neutrino trajectories resulting in a visible air shower in front of the mountain [16].

## 2.2. Neutrinos

The Auger Collaboration has shown that for a certain energy range neutrino induced showers can be identified when studying extremely horizontal air showers. Therefore it is of special interest to which extent a radio antenna array is sensitive to such horizontal air showers. As radio synchrotron signals are beamed into the forward direction, for horizontal or earth-skimming events strong signals can be expected and have already been seen [17]. A clear disadvantage is that most of the man-made background is also coming from the horizon. In addition, at the frequencies used for radio detection interferences originating from atmospheric conditions (e.g. thunderstorms) can be propagated over large distances through the atmosphere. Thus a precise monitoring of the atmospheric conditions appears to be indispensable.

## 2.3. Gamma rays

Primary high-energy gamma rays behave in the atmosphere nearly similar to nuclei. The question is, if the radio signal of these more or less pure electromagnetic gamma induced showers is different from such initiated by nuclei with a considerable amount of muons? First comparative simulations in frame of the geosynchrotron mechanism have shown that indeed the absolute amplitude and the lateral

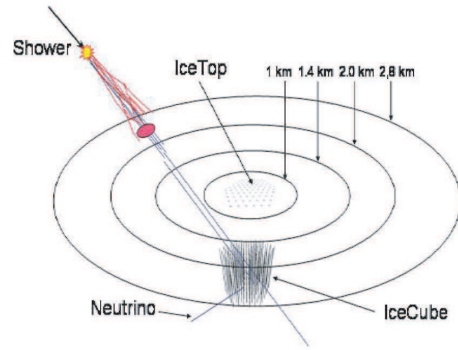


Fig. 6. Proposed extension of the IceTop array at the South Pole by radio antennas [15].

slope parameter of the radio signal is composition sensitive [4].

## 3. Detection of neutrino initiated showers in solids

Whereas in air a shower extends over many kilometers, in dense dielectric solids the shower is much more concentrated ( $\approx 10$  cm). But still the number of generated  $e^+e^-$  pairs scales with the primary energy of the shower initiating particle. In dense media the positrons drop out and the electrons scatter resulting in a charge imbalance of approximately 20% [18]. The conditions of this dense, charged pancake of relativistic particles is such that a coherent Cherenkov radiation is emitted in a frequency range of a few hundred MHz up to a few GHz. The production of a coherent RF signal out of this shower is named after Askaryan, who has first described the effect in 1962 [19]. The effect could be verified in laboratory tests, where a dense particle beam was injected in a sand, salt, or ice target. By a variety of radio antennas the radio signal could be detected and the strength of this signal was in the same order as expected from calculations of the Askaryan effect (see e.g. ref. [20]).

Charged particles and gamma rays interact in the atmosphere. Hence, neutrinos only are able to generate electromagnetic showers in solids on Earth. The large attenuation lengths of radio waves in dielectric materials enable to equip large detector volumes with sensors, which is necessary because of the low interaction cross-sections of neutrinos. The energy threshold of a neutrino for generating a detectable radio signal is still an open question.

### 3.1. Antarctic ice as target

The path-finder of in-ice radio experiments was RICE installed on site of the optical neutrino experiment AMANDA at the South Pole. RICE was for many years the only active experiment searching for radio signals induced by cosmic particles. It has taken data since 1999, and was stopped in 2005 [21]. RICE measured in the frequency range of 200 – 500 MHz and could set limits to the diffuse neutrino flux in the primary energy range of  $10^{18} - 10^{21}$  eV (see

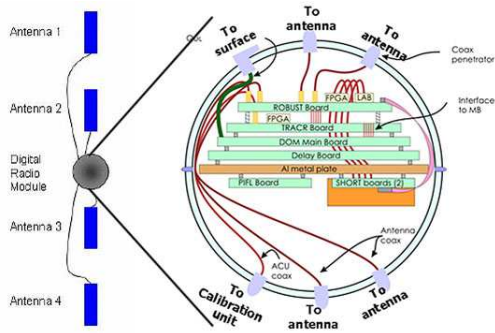


Fig. 7. Sketch of an AURA antenna cluster with 4 antennas and the Digital Radio Module (DRM) containing the electronics [23].

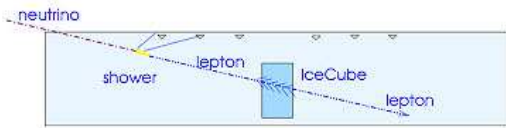


Fig. 8. Concept of IceRay, i.e. a large antenna array in ice at shallow depths with the possibility to detect hybrid events with a simultaneous optical and radio detection of neutrinos [25].

fig. 11). Recently the data from RICE were used to set an upper bound limit in the flux of highly relativistic magnetic monopoles ( $< 10^{18} \text{ cm}^{-2} \text{ s}^{-1} \text{ sr}^{-1}$ ) [22].

The concept of RICE is used for a next generation experiment of in-ice radio detection of neutrinos, the Askaryan Under-ice Radio Array: AURA [23], where AURA is a project within the IceCube collaboration. A so-called AURA antenna cluster consists of 4 broad band antennas centered at 400 MHz and an electronic box which is adapted to the usual optical IceCube module in order to have a similar deployment in ice (fig. 7). Already two clusters are deployed in the ice and further three are foreseen to be deployed in this season. The present studies concentrate on the understanding the noise environment at the South Pole and to optimization of the hardware.

AURA will serve as prototype for a future large area radio and acoustic hybrid array centered around the optical IceCube. First simulations with different layouts of such an super-hybrid neutrino detector are performed with promising expectations on the number of detectable GZK-neutrinos [24]. Even a few events with coincide detection by two techniques can be expected, despite the very different threshold energies and sensitivities.

Another new concept to extend (the optical) IceCube into the EeV range by use of a radio array is IceRay [25]. The idea is to go to lower frequency ( $< 500 \text{ MHz}$ ), where the Askaryan emission happens under larger Cherenkov angles and place an antenna system at shallow depths of 50 – 200 m in the ice. Due to the large attenuation length in ice and the wide Cherenkov cone this would allow to increase the sensitive detector volume (fig. 8) and to measure a substantial rate of GZK-neutrinos per year. To a small amount there are even events which could be seen by both, the optical IceCube and IceRay. Such a detection possibility would be extremely helpful for the proof-of-principle

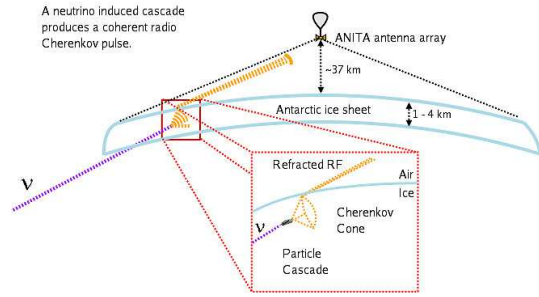


Fig. 9. Concept of the balloon borne radio experiment ANITA [27].



Fig. 10. The ANITA experiment ready for launch [27].

of the detection technique and for calibration issues. First modules of IceRay are tested in laboratories and are ready for deployment at the South Pole, where the goal is to cover initially an area of  $50 \text{ km}^2$  which should be later extended to  $300 - 1000 \text{ km}^2$ .

Compared to the new AURA and IceRay projects, ANITA [26] is a well established experiment. The concept of the balloon borne ANITA experiment (fig.9) is to view from an elevation of 38 km during a long duration balloon flight a cylindrical volume of ice with 700 km in radius. ANITA (fig. 10) is equipped with 3 layers of horn antennas and register radio signals in the frequency range of 200 – 1200 MHz coming out of (or unfortunately reflected by) the antarctic ice. The effective threshold energy for neutrinos is at  $\approx 10^{19} \text{ eV}$ , but the analysis of the data is hampered by the not well known transmission of the signal out of the ice. End of 2006 ANITA was able to perform a long flight with 18 days of good lifetime. For calibration a signal was used which was sent by an under-ice emitter. A main task of the analysis concerns the polarization of the received signals as one expects a strongly vertical polarized signal by the Askaryan emission. Signals by reflections from above (e.g. solid state relays on satellites) strongly favor horizontal polarization. No positive detection of a high-energy neutrino could be found, but from the preliminary results of this ANITA-I flight flux limits could be estimated [27] (fig. 11). These limits do constrain first (very optimistic) GZK models of the neutrino flux, which is very promising for the future. Data of a successful flight (foreseen in December 2008) of the slightly improved ANITA-II set-up will allow to start digging into the standard parameter space of cosmic neutrinos.

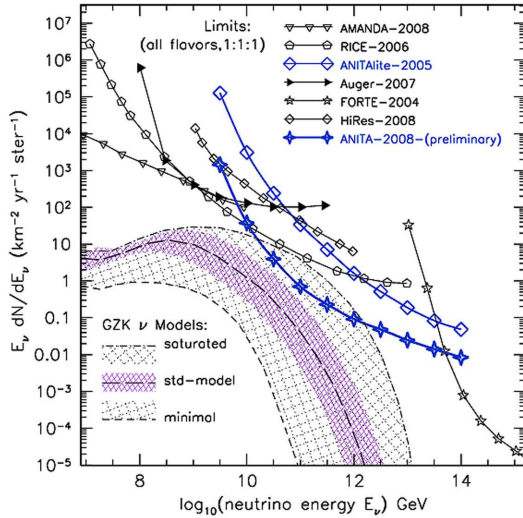


Fig. 11. Experimental upper limits on neutrino flux compared with a selection of model calculations for the flux of GZK neutrinos [27].

### 3.2. Rock salt as target

Salt as target can be of advantage as it has a higher density compared to ice ( $2.2 \text{ g/cm}^3$  versus  $0.92 \text{ g/cm}^3$ ) and the accessibility of salt domes appears to be less difficult than of the Antarctica. In addition, the soil or water above the salt domes provide a good RF insulation. Disadvantages are probably the high drilling costs for installing radio sensors in salt, when a dense array is needed. This would be the case if the attenuation lengths is too short. For an effective use of salt as target one need attenuation lengths at least in the order of 200 m to 500 m in the interval of 100 MHz to 1 GHz. Unfortunately rock salt domes seems to be very inhomogeneous and there is yet no clear conclusion about the attenuation of radio waves in salt. Figure 12 shows results from recent measurements [28] done in the frame of the SalSA project with an attenuation lengths of  $51 \pm 3 \text{ m}$  at 440 MHz (solid line in fig. 12). It may be stated that currently the use of salt as target appears to be hardly competing with the sensitivity of radio neutrino detectors in ice. However, it is certainly worthwhile to explore the possibilities of any medium which can complement the antarctic ice in the sense of a northern accessibility to ultra-high energy neutrinos.

### 3.3. Permafrost as target

Recently, a discussion was initiated to use permafrost as target, where neutrino induced showers can be detected by acoustic and radio sensors [29]. Permafrost covers  $\approx 20\%$  of land on Earth. Its thickness extends to more than 500 m and it is located in the northern hemisphere in Siberia. To test the characteristics of the medium it is proposed to install TAIGA, a Test Askaryan Installation for Geology and Astrophysics.

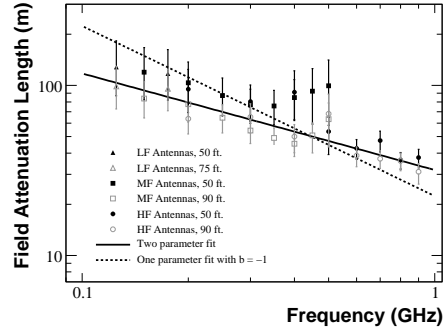


Fig. 12. Measurements of the attenuation lengths of radio signals in the Cote Blanche Salt Mine, Louisiana, USA [28].

## 4. Radio detection of particles impinging the moon

As already proposed by Askaryan, the moon provides a convenient, radio-quiet and huge target in the sky. Neutrinos from the cosmos - and due to the absence of an atmosphere additionally photons and high-energy particles - do collide with the moon rock in the regolith and a coherent radio pulse is emitted which escape through the surface and may be detected on Earth. However, the threshold of the primary energy for a detection is even higher than for radio detection in ice. First measurements (e.g. with the Goldstone dish: GLUE [30]) result in flux limits for energies in the range of  $10^{21} - 10^{24} \text{ eV}$ . Probably, we do not expect to have any neutrinos at such high energies, but there is hope that with improved techniques the sensitivity will be extended to lower energy.

The strategic way is to optimize already existing astronomical radio telescopes or radio detection experiments currently in preparation, rather than setting up completely new dedicated arrays. The possibility to add a further use to existing installations has certainly triggered the world wide interest in measurements of radio signals from the moon.

During the conference there have been interesting discussions on substantial details related to the optimum strategy of moon observations in order to detect first ultra-high energy neutrinos:

- Frequency range: The Askaryan emission in the GHz range has a very defined and sharp Cherenkov angle around  $60^\circ$ . Therefore, the sensitivity increases at lower energies going to higher frequency (for constant pulse detection threshold of the telescope). On the other hand, a wide spread Cherenkov emission, as expected at MHz frequencies, allows to observe a much larger volume of the target, i.e. at lower frequencies the volume of the detector increases, and therefore the flux sensitivity improves [31].
- Advantage of antenna arrays: Due to the Cherenkov like emission of the radio signal the event rates should be highest at the limb of the moon. The noise contribution is the same from all the moon. Therefore, the optimum would be to observe the entire limb of the moon, but not the center [32]. This is only possible by using an array of




Fig. 13. With an array of radio antennas the entire limb of the moon can be observed [32].



Fig. 14. The Westerbork Synthesis Radio Telescope (WSRT) used for radio Moon observations.

antennas instead of a single dish (see fig. 13).

- Imaging array: An array of simple and digital antennas (as foreseen for LOFAR [33] and SKA) would have the advantage of performing multiple beam observations at the same time. By that there will be enough beams to cover all the moon limb [32].
- Dispersion of the signal: To improve the separation capability of signal to RF noise the dispersion of the detected signal can be used. Terrestrial noise should have no dispersion, terrestrial signals bounced on satellites should have double dispersion, but signals from the moon should have a characteristic dispersion due to the known distance [34].
- Regolith characteristics: An important (still) unknown factor in calculating the sensitivities is related to the thickness of the lunar regolith and irregularities of its density and surface. Useful indications will be obtained by the LORD mission, a Lunar Orbital Radio Detector. The goals of LORD [35] are generally the study of the moon and its vicinity (e.g. EM environment, plasma, lunar seismic activity) and in particular the detection of particles of energies above  $10^{20}$  eV.

Most experimental progress in the field is by the NuMoon [31] experiment. First results are available from an analysis of 20 hours of observation using the Westerbork Synthesis Radio Telescope (WSRT, fig. 14) searching for short radio pulses from the moon. WSRT, an telescope array, consists of 14 parabolic telescopes of 25 m dishes on a 2.7 km east-west line. For the moon observation the frequency range 115-180 MHz were used and full polarization data were recorded in two beams of 4 narrow bands each. The two beams are aimed at different sides of the Moon, each covering about one third of the lunar surface. A real lunar Cherenkov pulse should be visible in only one of the two beams. The obtained limit on the neutrino flux is shown

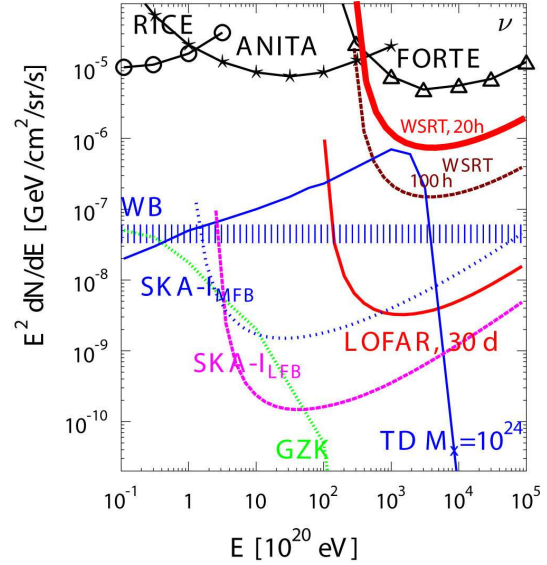


Fig. 15. Upper limits on neutrino flux as a function of neutrino energy [31]. Displayed are experimental limits, expectations on limits for future experiments, as well as the calculated Waxmann-Bahcall limit and expectations on the neutrino flux from topological defects and of GZK-neutrinos.

in fig. 15 together with the expectation for 100 hours of observation with WSRT, what already will rule out some of the models for neutrino fluxes, in particular those based on topological defects [31].

A next step of moon observations by the NuMoon collaboration will be the use of LOFAR [33], the Low Frequency Array, presently under construction in the Netherlands. Hundreds of low frequency omni-directional radio antennas will be located inside a very dense core. By that, multiple beams can be formed to cover the surface of the moon, resulting in a sensitivity of about a factor 20 higher than the WSRT (see fig. 15).

A few hours of moon observations have also been carried out with the Australia Telescope Compact Array (ATCA) [34], but with a much lower sensitivity compared to NuMoon. The LUNASKA project at ATCA experiences currently an upgrade towards measurements with a bandwidth of 2 GHz [34].

In future, the best sensitivity will be achieved with the Square Kilometer Array (SKA) [32,31] planned to be completed in 2020. In fig. 15 the expected sensitivity of SKA is shown for observations in the low frequency band (70-200 MHz) and the middle frequency band (200-300 MHz).

As already indicated, moon observations of radio signals generated by the Askaryan-effect are also sensitive to charged cosmic rays and UHE photons. An optimized SKA array [32,31] expects to have a sensitivity to scratch the guaranteed charged cosmic ray flux (see fig. 16). Of course that would be not only a great success, but also a clear proof-of-principle of the lunar radio observation technique.

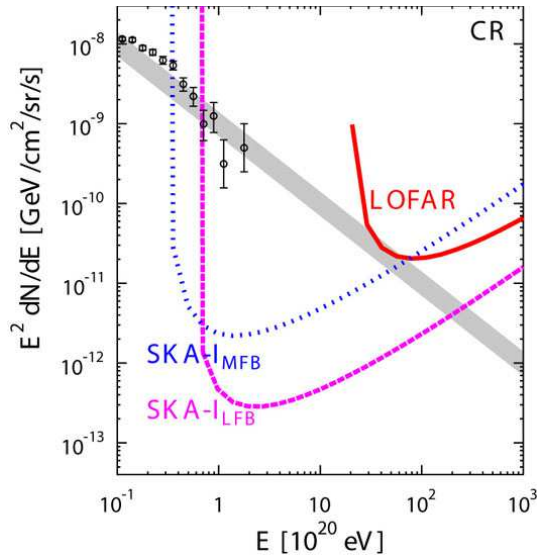


Fig. 16. Expected sensitivities of lunar radio observations to charged cosmic rays with the LOFAR and SKA (low and middle frequency bands) antenna arrays [32,33].

## 5. Perspectives

Radio experiments have made enormous progress within the last five years. The initial experiments for both air shower observations and searching for neutrino signals in dense media were technically successful and are ready for an application in next generation experiments.

Radio detection of air showers with the advantage of coincidence measurements of the same showers with other techniques has reached in the meanwhile a good understanding of the received signal and its dependence on the shower parameters. This is true at least for primary energies  $< 10^{18}$  eV. The next generation of experiments (Radio at the Pierre Auger Observatory or LOFAR) will concentrate on precision measurements of the signal to verify the emission mechanism and on the engineering of radio stand-alone, large-scale experiments. In particular, the ability to self-trigger on the radio signal and to develop robust self-sustained radio detector stations. However, in summary, already the present results provide strong arguments in favor of the use of the radio technique to study the origin of high-energy cosmic rays.

For neutrino detection by radio wave generation in dense media also a hybrid device based on different detection technologies (e.g. radio, acoustic, and optical) would be the most powerful realization for a proof-of-principle of the technique. But due to the different energy thresholds and sensitivities of optical, radio, and acoustic detection such task is much more difficult than in case of air showers. Nevertheless, currently several groups are working toward the realization of such an observatory at the South Pole. Due to the inability to propagate radio waves through water or light through rock salt, the South Pole is most likely the only place on Earth suitable for such an effort.

The very promising improvements of the lunar radio ob-

servations will result in complementary information on both, neutrino physics and on the development of the radio detection technique of cosmic particles.

In addition, further detector materials and techniques will be explored in near future. For all applications of radio detection of particles from the cosmos still dedicated R&D projects are going to get performed. The next ARENA conference with new results is eagerly awaited.

**Acknowledgements** The author would like to thank the organizers of ARENA to provide the frame for very fruitful discussions during the conference. Heinigerd Rebel is acknowledged for proofreading the manuscript. I am indebted to all participants of the conference and to all others currently active in the field. I apologize to all colleagues whose presentations or work could not be considered in the actual summary.

## References

- [1] J. Abraham et al. - Pierre Auger Obs., *Science* **318**, 938 (2007).
- [2] G. Sigl, *Nucl. Phys. Proc. Suppl.* **168**, 219 (2007).
- [3] D. Besson, *J. Phys. Conf. Ser.* **81**, 012026 (2007).
- [4] T. Huege, *these proceedings* (2008).
- [5] S. Fliescher et al. - Pierre Auger Obs., *these proceedings* (2008).
- [6] H. Falcke et al. - LOPES, *Nature* **435**, 313 (2005).
- [7] A. Haungs et al. - LOPES, *these proceedings* (2008).
- [8] S. Nehls, *FZKA 7440*, Forschungszentrum Karlsruhe (2008).
- [9] P. Lautridou et al. - CODALEMA, *these proceedings* (2008).
- [10] J. Coppens et al. - Pierre Auger Obs., *these proceedings* (2008).
- [11] P.G. Isar et al. - LOPES, *these proceedings* (2008).
- [12] B. Revenu et al. - Pierre Auger Obs., *these proceedings* (2008).
- [13] H. Gemmeke et al. - LOPES, *Proc. SORMA West 08 Symp.*, Berkely, CA, June 2008.
- [14] A. Horneffer et al. - LOFAR, *these proceedings* (2008).
- [15] J. Auffenberg et al. - R-IceTop, *these proceedings* (2008).
- [16] D. Ardouin et al. - 21CMA, *these proceedings* (2008).
- [17] A. Saftoiu et al. - LOPES, *these proceedings* (2008).
- [18] J. Alvarez-Muniz et al., *Phys. Rev. D* **74** 023007 (2006).
- [19] G.A. Askaryan, *JETP* **14** 441 (1962).
- [20] P. Gorham et al., *Phys. Rev. D* **72** 023002 (2005).
- [21] I. Kravchenko et al., *Phys. Rev. D* **73** 082002 (2006).
- [22] D. Hogan et al. - RICE, *these proceedings* (2008).
- [23] H. Landsman et al. - AURA, *these proceedings* (2008).
- [24] D. Tosi et al. - IceCube, *these proceedings* (2008).
- [25] J. Kelley et al. - IceRay, *these proceedings* (2008).
- [26] S. Barwick et al., *Phys. Rev. Lett.* **96** 171101 (2006).
- [27] A. Connolly et al. - ANITA, *these proceedings* (2008).
- [28] A. Connolly et al. - SaSA, *these proceedings* (2008).
- [29] R. Nahnauer et al. - TAIGA, *these proceedings* (2008).
- [30] P. Gorham et al., *Phys. Rev. Lett.* **93** 041101 (2004).
- [31] O. Scholten et al. - NuMoon, *these proceedings* (2008).
- [32] R. Ekers et al. - SKA, *these proceedings* (2008).
- [33] H. Falcke et al. - LOFAR, *these proceedings* (2008).
- [34] C. James et al. - ATCA, *these proceedings* (2008).
- [35] G. Gusev et al. - LORD, *these proceedings* (2008).