

Photogalvanic effect and photoconductance in a quantum channel with a single short-range scatterer

M. A. Pyataev* and S. N. Ulyanov
Mordovian State University, Saransk, Russia
 (Dated: June 7, 2019)

The influence of electromagnetic radiation on the electron transport in a quantum channel with a single short-range scatterer is investigated using a generalized Landauer-Büttiker approach. We have shown that asymmetrical position of the scatterer leads to appearance of the direct photocurrent in the system. The dependence of the photocurrent on the electron chemical potential, the position of the scatterer, and the frequency of the radiation is studied. We have shown that the photocurrent and photoconductance oscillate as functions of the electron chemical potential. The nature of oscillations is discussed.

PACS numbers: 73.23.Ad, 78.67.Lt

1. INTRODUCTION

The study of electron transport in nanostructures under the external electromagnetic radiation has been attracting considerable attention during the last few years. The interest to the problem is stipulated by recent attempts to create a sensitive nanometer-size photodetector.^{1,2,3,4,5} Photon-induced electron transport in a number of interesting systems such as quantum point contacts,^{5,6,7,8} field-effect transistors,^{1,2} quantum dots,³ and carbon nanotubes^{9,10} was studied in various experiments. Quantum ratchet effects induced by terahertz radiation were observed in GaN-based two-dimensional structures.¹¹ Impurity photocurrent spectra of bulk GaAs and GaAs quantum wells doped with shallow donors were studied.¹² It was shown experimentally⁶ that the photoconductance of the quantum point contact oscillates with the gate voltage. In the case of asymmetrical illumination, the direct photocurrent arises in the quantum point contact.⁷ The photocurrent was attributed to the radiation-induced thermopower.

A lot of theoretical models have been used to study the microwave induced electron transport in bulk materials and low-dimensional systems. Photon-assisted tunneling in a resonant double barrier system was investigated within the scattering approach.¹³ Various quantum dot photodetectors^{14,15,16} were studied theoretically. The photoconductivity of quantum wires and microconstrictions with an adiabatic geometry was investigated using different calculation methods.^{17,18,19,20,21} It was found that absorption of high-frequency electromagnetic field polarized in transversal direction results in oscillations of the photoconductance as a function of the gate voltage. Circular photogalvanic effect in bent²² and helical²³ one-dimensional quantum wires was studied. Radiation-induced current in quantum wires with side-coupled nanorings was calculated.²⁴ One-dimensional quantum pump based on two harmonically oscillating δ -potentials was investigated in Refs. 25,26. Various interesting photon and phonon depended effects were predicted in car-

bon nanotube devices.^{27,28,29,30} A number of papers are devoted to the theoretical study of the spin-depended photogalvanic effects.^{31,32,33,34,35,36,37,38}

A consistent quantitative theory of photogalvanic effect in bulk samples was given by Belinicher and Sturman.³⁹ The necessary condition for appearance of the photocurrent is the absence of the inversion symmetry in the system. In the macroscopic samples, the absence may be stipulated by the asymmetry of the lattice^{11,39} or by oriented asymmetric scatterers.^{40,41}

Ballistic transport regime in quasi one-dimensional nanostructures allows another mechanism. The symmetry may be broken by an asymmetrically located single scatterer, for instance, a potential barrier⁴² or an impurity. In the present paper, we consider one of the simplest nanoscale system that allows generation of the direct current induced by electromagnetic radiation.

2. HAMILTONIAN

The purpose of the present paper is the theoretical investigation of the photocurrent in a quantum channel containing a single point defect. It should be mentioned that the elastic scattering in similar systems has been widely discussed in literature.^{43,44,45,46,47,48,49} We consider the channel that is formed in the two-dimensional electron gas by parabolic confining potential. The schematic view of the device is shown in Fig. 1.

The electron motion in the channel is described by the Hamiltonian

$$\hat{H}_0 = \frac{\hat{p}_x^2}{2m} + \frac{\hat{p}_y^2}{2m} + \frac{m\omega_0^2 y^2}{2}, \quad (1)$$

where m is effective electron mass, ω_0 is the frequency of parabolic confining potential, \hat{p}_x and \hat{p}_y are projections of the momentum (the x direction corresponds to the axis of the channel). Eigenvalues $E_{n,p}$ and eigenfunctions $\phi_{n,p}$

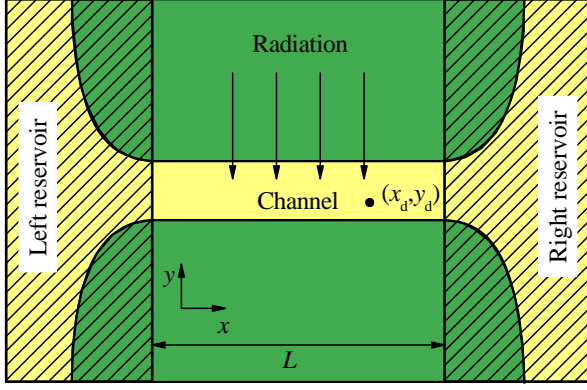


FIG. 1: (Color online) The scheme of the device. Two-dimensional electron gas is shown by the yellow (light) area, and opaque diaphragm is shown by the hatched area.

of the Hamiltonian \hat{H}_0 are well-known

$$E_{n,p} = \frac{p^2}{2m} + E_n, \quad \phi_{n,p}(x, y) = \Phi_n(y) e^{ipx/\hbar}, \quad (2)$$

where $E_n = \hbar\omega_0(n + 1/2)$, and $\Phi_n(y)$ are oscillator functions. We note that the effective channel width is determined by the number of occupied subbands and by the characteristic oscillator length $a = \sqrt{\hbar/m\omega_0}$.

The short-range defect is modelled by the zero-range potential,^{49,50,51,52} and therefore the Hamiltonian \hat{H}_d of the channel with the defect is a point perturbation of the Hamiltonian \hat{H}_0 . Actually, the point perturbation is determined by boundary conditions for the wave function at the defect point. The similar method has been used earlier^{53,54,55} for modelling of point contacts.

Boundary values for the wave function are determined with the help of the zero-range potential theory.^{50,51,52} The theory shows that the electron wave function $\psi(\mathbf{r})$ has the logarithmic singularity in a vicinity of the defect point \mathbf{r}_d

$$\psi(\mathbf{r}) = -u \ln |\mathbf{r} - \mathbf{r}_d| + v + R(\mathbf{r}), \quad (3)$$

where u and v are complex coefficients, and $R(\mathbf{r})$ is the remainder term that tends to zero in the limit $\mathbf{r} \rightarrow \mathbf{r}_d$. The boundary conditions at the point of contact are some linear relations between u and v :

$$v = P_0 u. \quad (4)$$

Here the coefficient P_0 determines the strength of the zero-range potential at the point \mathbf{r}_d . It should be noted that the zero-range potential is attractive and the limit $|P_0| \rightarrow \infty$ corresponds to the absence of the point perturbation.

We suppose that the channel is exposed by an external electromagnetic wave propagating in the z direction and polarized in the y direction. We assume that electron-photon interaction takes place in the region of the channel only that may be realized by an antenna⁶ or by an opaque

diaphragm (Fig. 1). In the view of these assumptions the influence of the electromagnetic field on the electron is described by the operator

$$\begin{aligned} \hat{V}(t) &= \frac{e\varepsilon\hat{p}_y}{m\omega} [\theta(x) - \theta(x-L)] \cos(\omega t) \\ &= \hat{V}_0(e^{i\omega t} + e^{-i\omega t}), \end{aligned} \quad (5)$$

where ε is the amplitude of the electric field, ω is the frequency of radiation, and $\theta(x)$ is the Heaviside step function, i.e., $\theta(x) = 1$ for $x > 0$ and $\theta(x) = 0$ otherwise.

To obtain the electric current in the channel we use the generalization^{18,22,24,56,57} of the Landauer-Büttiker formula^{58,59} that takes into account the radiation

$$\begin{aligned} I &= \frac{e}{\pi\hbar} \sum_{nn'l} \int_0^\infty [T_{n'n}^{RL}(E + l\hbar\omega, E) f_L(E) \\ &\quad - T_{n'n}^{LR}(E + l\hbar\omega, E) f_R(E)] dE. \end{aligned} \quad (6)$$

Here $T_{n'n}^{RL}(E + l\hbar\omega, E)$ is the transmission probability between the state with the energy E and the quantum number n in the left reservoir and the state with the energy $E + l\hbar\omega$ and the quantum number n' in the right reservoir, f_L and f_R are Fermi distribution functions for the left and the right reservoirs respectively, and l is the number of absorbed photons (negative l corresponds to emission of photons). Function f_j (here j means left (L) or right (R) electron reservoir) has the form

$$f_j(E) = \frac{1}{\exp[(E - \mu_j)/T] + 1}, \quad (7)$$

where μ_j is the chemical potential in the j -th reservoir and T is temperature. In the paper, we consider the first order of the perturbation theory and restrict ourselves to $l = -1, 0, 1$.

Transmission coefficients $T_{n'n}^{ij}(E + l\hbar\omega, E)$ can be represented via transmission amplitudes $t_{n'n}^{ij}(E + l\hbar\omega, E)$ (here indexes i and j mean left (L) or right (R) reservoir)

$$T_{n'n}^{ij}(E + l\hbar\omega, E) = \frac{k_{n'}^l}{k_n^0} \left| t_{n'n}^{ij}(E + l\hbar\omega, E) \right|^2, \quad (8)$$

where wave number k_n^l is given by

$$k_n^l = \sqrt{2m(E - E_n + l\hbar\omega)}/\hbar. \quad (9)$$

3. PHOTOCURRENT

In the linear response approximation the current is represented in the form

$$I = I_{\text{ph}} + GU_{\text{bias}}, \quad (10)$$

where I_{ph} is the zero-bias photocurrent, G is conductance of the system, and U_{bias} is the bias voltage. The photocurrent I_{ph} is given by

$$I_{\text{ph}} = \frac{e}{\pi\hbar} \int_0^\infty f(E) \Delta T(E) dE, \quad (11)$$

where

$$\Delta T(E) = \sum_{l=\pm 1} \sum_{nn'} [T_{n'n}^{RL}(E + l\hbar\omega, E) - T_{n'n}^{LR}(E + l\hbar\omega, E)]. \quad (12)$$

We note that the terms with $l = 0$ are cancelled in Eq. (12) due to the time-reversal symmetry of elastic scattering.

To obtain the transmission probabilities we use the concept of quasi-energy states.⁶⁰ Since the Hamiltonian of the system varies periodically with time the electron wave function may be represented in the form

$$\Psi(\mathbf{r}, t) = \sum_l \psi_l(\mathbf{r}) \exp[-i(F + l\hbar\omega)t/\hbar], \quad (13)$$

where F is the quasi-energy. From the Schrödinger equation, we obtain the following relations for the functions $\psi_l(\mathbf{r})$

$$[\hat{H}_d - (F + l\hbar\omega)]\psi_l(\mathbf{r}) + \hat{V}_0\psi_{l+1}(\mathbf{r}) + \hat{V}_0\psi_{l-1}(\mathbf{r}) = 0.$$

In the first order of the perturbation theory, we restrict ourselves to $l = -1, 0, 1$ and express the functions $\psi_{\pm 1}$ in terms of the Green function G_d of the Hamiltonian \hat{H}_d

$$\psi_{\pm 1}(\mathbf{r}) = - \int G_d(\mathbf{r}, \mathbf{r}'; F \pm \hbar\omega) \hat{V}_0\psi_0(\mathbf{r}') d\mathbf{r}',$$

where $\psi_0(\mathbf{r})$ is determined from the equation

$$(\hat{H}_d - F)\psi_0(\mathbf{r}) = 0. \quad (14)$$

It should be mentioned that the Green function $G_d(\mathbf{r}, \mathbf{r}'; F)$ is the integral kernel of the operator $(\hat{H}_d - F)^{-1}$.

We note, that at real quasi-energies the perturbation theory is inapplicable in the vicinity of the eigenvalues E_n of the Hamiltonian \hat{H}_0 since the Green function has the root singularities at these energies. This phenomenon is stipulated by infinite lifetime of the states with zero speed. Therefore the electrons having zero speed are influenced by electromagnetic field for an infinitely long period of time, and hence the transition probability for these electrons is not small. To avoid peculiarities in the expression for $\psi_{\pm 1}$ we introduce the complex quasi-energy $F = E + i\Gamma$. The imaginary part Γ of the quasi-energy is a phenomenological parameter that may be expressed in terms of effective state lifetime τ via the relation $\Gamma = \hbar/\tau$.

The zero-range potentials theory^{51,52,53} shows that the eigenfunction of the Hamiltonian \hat{H}_d can be represented in the form

$$\psi_0(\mathbf{r}, E) = \phi_0(\mathbf{r}, E) - \frac{\phi_0(\mathbf{r}_d, E)}{Q(\mathbf{r}_d, E) - P} G_0(\mathbf{r}, \mathbf{r}_d; E), \quad (15)$$

where ϕ_0 is the eigenfunction and $G_0(\mathbf{r}, \mathbf{r}'; E)$ is the Green function of the Hamiltonian \hat{H}_0 , $P = P_0 + \text{const}$ is a parameter that determines the strength of the point perturbation, and $Q(\mathbf{r}_d, E)$ is the Krein's Q -function that is given by⁴⁹

$$Q(\mathbf{r}_d, E) = \lim_{\mathbf{r} \rightarrow \mathbf{r}_d} [G_0(\mathbf{r}_d, \mathbf{r}, E) - G_0(\mathbf{r}_d, \mathbf{r}, E_0)]. \quad (16)$$

Here E_0 is some fixed value of energy that is smaller than the ground state energy. Actually, E_0 determines the difference between parameters P from Eq. (15) and P_0 from Eq. (4). In the present paper, we take $E_0 = 0$ and define the strength of the point perturbation by the parameter P .

To obtain the transmission amplitudes we should take ϕ_0 as an incident wave propagating in the n mode

$$\phi_0(\mathbf{r}, E) = \Phi_n(y) e^{ik_n^0 x}. \quad (17)$$

The Green function G_0 is given by equation

$$G_0(\mathbf{r}, \mathbf{r}'; E) = \frac{im}{\hbar^2} \sum_{n=0}^{\infty} \frac{\Phi_n(y) \Phi_n^*(y')}{k_n^0} e^{ik_n^0 |x-x'|}, \quad (18)$$

where $\text{Re } k_n^l \geq 0$ and $\text{Im } k_n^l \geq 0$.

The Green function G_d of the Hamiltonian \hat{H}_d is represented in terms of the Green function G_0 of the Hamiltonian \hat{H}_0 using the Krein resolvent formula^{51,52}

$$G_d(\mathbf{r}, \mathbf{r}'; E) = G_0(\mathbf{r}, \mathbf{r}'; E) - \frac{G_0(\mathbf{r}, \mathbf{r}_d; E) G_0(\mathbf{r}_d, \mathbf{r}'; E)}{Q(\mathbf{r}_d, E) - P}. \quad (19)$$

From the asymptotics of the functions $\psi_{\pm 1}(\mathbf{r})$ at $x \rightarrow \infty$ we obtain transmission amplitudes $t_{n'n}^{RL}$ and $t_{n'n}^{LR}$ and then we calculate the photocurrent using Eq. (11).

To write down the equation for $t_{nn'}^{RL}$ we need some preliminary notations:

$$A = \frac{e\varepsilon a}{\sqrt{8}\hbar\omega}, \quad f_n^l = \frac{\Phi_n(y_d)}{k_n^l},$$

and

$$\alpha^{\pm}(n, l) = - \frac{m \Phi_n(y_d) \exp(\pm i k_n^l x_d)}{\hbar^2 Q(\mathbf{r}_d, E + l\hbar\omega) - P}.$$

Now we can represent the amplitude in the form

$$t_{n'n}^{RL}(E + l\hbar\omega, E) = A e^{ik_{n'}^l L} [t^{(1)} + t^{(2)} + t^{(3)} + t^{(4)}], \quad (20)$$

where

$$t^{(1)} = \frac{1}{ak_{n'}^l} J_1(k_n^0, -k_{n'}^l, L) [\sqrt{n+1}\delta_{n',n+1} - \sqrt{n}\delta_{n',n-1}], \quad (21)$$

$$t^{(2)} = \frac{i\alpha^-(n', l)}{ak_{n'}^l} [\sqrt{n+1}f_{n+1}^l J_2(k_n^0, k_{n+1}^l) - \sqrt{n}f_{n-1}^l J_2(k_n^0, k_{n-1}^l)], \quad (22)$$

$$t^{(3)} = \frac{i\alpha^+(n, 0)}{ak_{n'}^l} [\sqrt{n'}f_{n'-1}^0 J_2(-k_{n'}^l, k_{n'-1}^0) - \sqrt{n'+1}f_{n'+1}^0 J_2(-k_{n'}^l, k_{n'+1}^0)], \quad (23)$$

$$t^{(4)} = \frac{\alpha^+(n, 0)\alpha^-(n, l)}{ak_{n'}^l} \sum_{m=0}^{\infty} f_m^0 [\sqrt{m}f_{m-1}^l J_3(k_{m-1}^l, k_m^0) - \sqrt{m+1}f_{m+1}^l J_3(k_{m+1}^l, k_m^0)]. \quad (24)$$

Here J_1 , J_2 and J_3 are elementary integrals:

$$J_1(k_1, k_2, L) = \frac{1}{a} \int_0^L e^{i(k_1+k_2)x} dx, \quad J_2(k_1, k_2) = \frac{1}{a} \int_0^L e^{ik_1x + ik_2|x-x_d|} dx, \quad J_3(k_1, k_2) = \frac{1}{a} \int_0^L e^{i(k_1+k_2)|x-x_d|} dx.$$

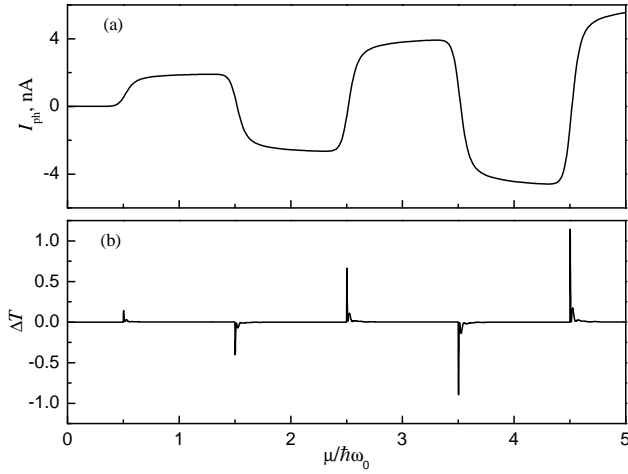


FIG. 2: (a) Dependence of the photocurrent I_{ph} on the chemical potential μ at $L = 0.5\mu\text{m}$, $a = 10\text{nm}$, $T = 4\text{K}$, $y_d = 0$, $x_d = 0.6L$, $\omega = \omega_0 = 1.7 \times 10^{13}\text{s}^{-1}$, $\tau = 6 \times 10^{-11}\text{s}$, $m = 0.067m_e$. Intensity of radiation is 0.5W/cm^2 . (b) Dependence $\Delta T(\mu)$ at the same parameters.

The transmission amplitude $t_{n'n}^{LR}(E + l\hbar\omega, E)$ from the right to the left reservoir is obtained from Eq. (20) via replacing x_d by $L - x_d$ in integrals J_2 and J_3 .

The dependence of the photocurrent on the chemical potential μ is represented in Fig. 2(a). The corresponding values of $\Delta T(\mu)$ are shown in Fig. 2(b). One can see that photocurrent oscillates with increase of the chemical potential. The amplitude of oscillations depends linearly on the intensity of radiation. The contribution to the photocurrent has sharp peaks in the vicinity of the en-

ergies E_n . The sign of contribution is different for even and odd values of n .

To explain the behavior of the photocurrent we consider a simplified model of the system. In this model, the channel is divided into three parts and the transmission probabilities through each part are combined incoherently. That means the transmission coefficients are defined by equation

$$T_{n'n}^{RL} = \sum_{m'm} W_{n'm'}^R T_{m'm} W_{mn}^L, \quad (25)$$

where $W_{n'm'}^R$ and W_{mn}^L are photon assisted transition probabilities in the left and the right parts of the channel and $T_{m'm}$ are elastic transmission coefficients without taking the radiation into account. The transition probabilities W_{mn}^j are determined by the same quasi-energy approach as indicated above but Eqs. (17) and (18) are used for the wave function and the Green function instead of Eqs. (15) and (19):

$$W_{mn}^j = \frac{k_m^l}{k_n^0} \left| \frac{AJ_1(k_n^0, -k_m^l, L_j) e^{ik_m^l L_j}}{ak_m^l} \right|^2 \times [(n+1)\delta_{m,n+1} + n\delta_{m,n-1}]. \quad (26)$$

Here $L_j = x_d$ for the left part of the channel and $L_j = L - x_d$ for the right part.

The transmission coefficients $T_{m'm}$ are obtained from Eq. (15) and have the form

$$T_{n'n}(E) = \delta_{n'n} - \frac{im}{\hbar^2 k_{n'}^0} \frac{\Phi_n(y_d) \Phi_{n'}^*(y_d)}{Q(\mathbf{r}_d, \mu) - P}. \quad (27)$$

Although the approach is sufficiently rough it allows to obtain a simple explanation of the phenomena. Ac-

cording to this approach the photocurrent is stipulated by the difference in transmission probabilities for states with different quantum number n . Using the symmetric properties of transmission coefficient we can represent the difference ΔT in the form

$$\Delta T(E) = \sum_{l=\pm 1} \sum_{m \neq n} \Delta W_{nm}(E + l\hbar\omega, E) \times [T_m(E + l\hbar\omega) - T_n(E)], \quad (28)$$

where $\Delta W_{nm} = W_{nm}^L - W_{nm}^R$. One can see that the electron transition contributes positively to the photocurrent if the transmission probability increases and contributes negatively in the opposite case.

If the scatterer is located on the axis of the channel ($y_d = 0$) then the states with odd n are not reflected since the wave function vanishes at the point \mathbf{r}_d . Hence the electron transitions from the state with even n to the state with odd n increase the transmission probability. The number of occupied states of different parity depends on the chemical potential. Therefore the photocurrent oscillates with increase of the chemical potential.

Let us consider the simplest case of the axial scatterer position ($y_d = 0$), and resonance frequency of radiation ($\omega = \omega_0$). If the defect is placed in the vicinity of the channel center ($|x_d - L/2| \ll L$), our approach gives the following asymptotic equation for the difference of transmission coefficients:

$$\Delta T(E) \simeq (-1)^N A^2 \frac{2(2N+1)L\Delta x}{(a^2|k_N^0|)^2} e^{-2\text{Im } k_N^0 L} \quad (29)$$

as $E \rightarrow E_N + 0$. Here $\Delta x = x_d - L/2$. One can see from Eq. (29) that the contribution to the photocurrent from the vicinity of E_n is positive for even n and negative for odd n . The photocurrent is proportional to Δx and it vanishes in the case of symmetrical disposition of the defect. The amplitude of the peak grows with increase of the mode number N proportional to $2N+1$. Therefore the amplitude of the photocurrent oscillations increases with chemical potential. As it follows from Eq. (29), the contribution to the photocurrent is maximal from slow electrons. This result is in agreement with Fig. 2(b) based on the more precise approach. The phenomenon is caused by sufficiently long exposure time and large density of states for slow electrons.

Let us discuss the effect of the scatterer position. The dependence of the photocurrent on the chemical potential and the scatterer position is represented in Fig. 3. One can see that the sequence of peaks and dips of the photocurrent is changed if the scatterer is shifted from the channel axis ($y_d \neq 0$). The photocurrent tends to zero when the defect is placed sufficiently far from the channel axis ($|y_d| \gg a$) because the defect does not change the transmission probability in this case.

The dependence of the photocurrent on the frequency of radiation and the chemical potential is represented in Fig. 4. One can see that the photocurrent decreases with deviation of the frequency from the resonance value ω_0 .

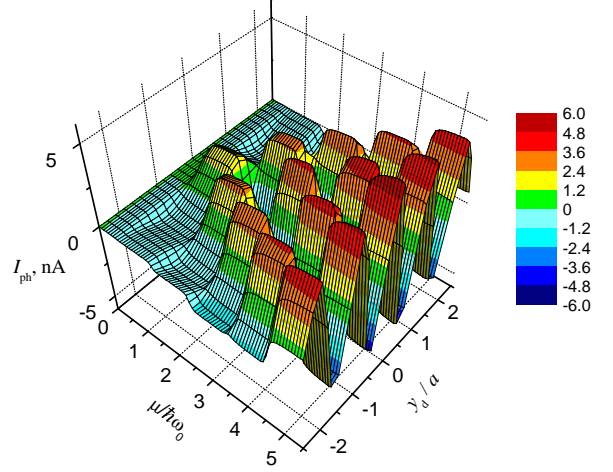


FIG. 3: (Color online) Dependence of the photocurrent on the chemical potential and the position of the scatterer. All parameters besides y_d are the same as in Fig. 2.

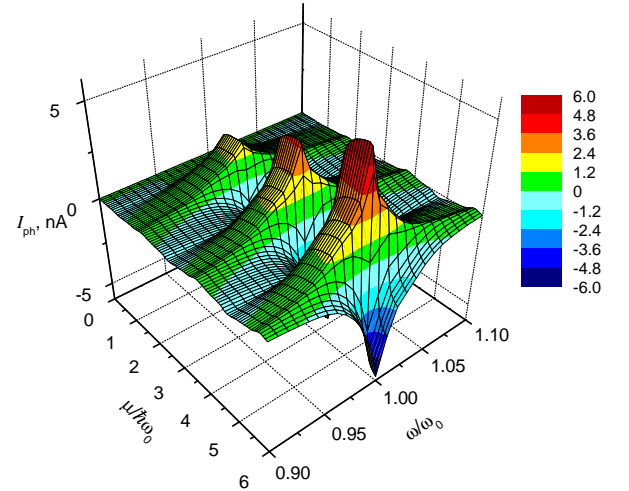


FIG. 4: (Color online) Dependence of the photocurrent on the chemical potential and the frequency of the radiation. All parameters besides ω are the same as in Fig. 2.

Our numerical analysis shows that more simplified 'incoherent' method of calculation is in qualitatively agreement with more precise method based on Eqs. (20)-(24). But asymptotics given by Eq. (29) for $\Delta T(E)$ is not valid for very small values of Γ . According to Eq. (29) $\Delta T(E) \rightarrow \infty$ at $\mu = E_N$ as $\Gamma \rightarrow 0$. However, more precise analysis based on Eqs. (20)-(24) shows that $\Delta T(E)$ remains finite. The difference between the approaches is based on taking the quantum coherence into account. We mention, that all figures are plotted using Eqs. (20)-(24).

4. PHOTOCONDUCTANCE

Let us consider the effect of the radiation on the conductive properties of the device. According to Eqs. (6) and (10) the conductance G can be represented in the form

$$G(\mu, T) = G_0 \int_0^\infty \left(-\frac{\partial f}{\partial E} \right) \bar{T}(E) dE, \quad (30)$$

where G_0 is the conductance quantum and $\bar{T}(E)$ is given by

$$\begin{aligned} \bar{T}(E) = & \frac{1}{2} \sum_{l=-1}^1 \sum_{nn'} [T_{n'n}^{RL}(E + l\hbar\omega, E) \\ & + T_{n'n}^{LR}(E + l\hbar\omega, E)]. \end{aligned} \quad (31)$$

It should be noted that $\bar{T}(E)$ contains contributions from elastic and inelastic processes for $l = 0$ and $l \neq 0$ respectively. Hence to obtain the photoconductance we have to find the modification of the transmission coefficients $T_{n'n}^{ij}(E, E)$ that corresponds to electron motion without absorption or emission of photons. These coefficients could not be found from the first-order perturbation theory since the corrections for the transmission amplitudes should be the second-order terms. Therefore, to find the corrections we use the current conservation law

$$\sum_{l=-1}^1 \sum_{n'} [T_{n'n}^{RL}(E + l\hbar\omega, E) + R_{n'n}^{RL}(E + l\hbar\omega, E)] = 1, \quad (32)$$

where $R_{n'n}^{RL}(E + l\hbar\omega, E)$ are reflection coefficients. Similar relation is valid for electrons travelling from the right to the left reservoir. We mention that the coefficients $T_{n'n}^{ij}(E, E)$ were cancelled in Eq. (11) due to the time reversal symmetry.

Using Eq. (32), we represent $G(\mu, T)$ in the form

$$G(\mu, T) = G_{\text{dark}}(\mu, T) + G_{\text{ph}}(\mu, T), \quad (33)$$

where G_{dark} is 'dark' quasiballistic conductance of the channel with the defect and G_{ph} is photoconductance.

At the zero temperature the conductance G_{dark} may be represented in the form

$$G_{\text{dark}}(\mu) = G_0 \sum_{n'} T_{n'n}(\mu), \quad (34)$$

where $T_{n'n}$ are transmission coefficients for elastic scattering given by Eq. (27).

Using Eqs. (18) and (27), we can represent the zero-temperature conductance $G_{\text{dark}}(\mu)$ in the form

$$G_{\text{dark}}(\mu) = G_0 \left(N(\mu) - \frac{[\text{Im } Q(\mathbf{r}_d, \mu)]^2}{|Q(\mathbf{r}_d, \mu) - P|^2} \right). \quad (35)$$

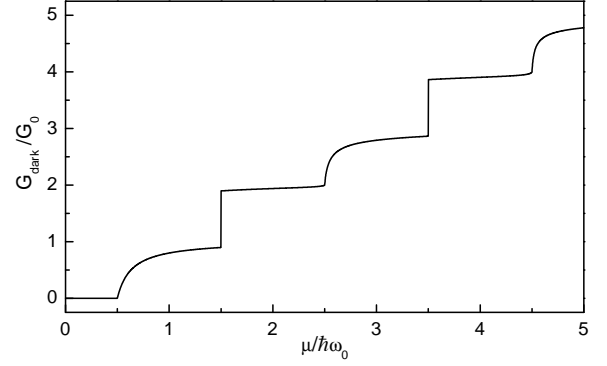


FIG. 5: Dependence of the 'dark' conductance G_{dark} on the chemical potential μ at $y_d = 0$ and $T = 0$.

Here $N(E) = [E/\hbar\omega - 1/2]$ is the number of occupied subbands ($[x]$ means integer part of x). It is clear, that at finite temperatures the conductance $G_{\text{dark}}(\mu, T)$ is given by the integral similar to Eq. (30). The dependence $G_{\text{dark}}(\mu)$ in the case of axial scatterer position ($y_d = 0$) is shown in Fig. 5. One can see that the steps corresponding to even values of n are smoothed due to scattering on the defect while the steps with odd values of n are conserved because electrons with odd values of n are not scattered.

Photoconductance G_{ph} is given by equation

$$G_{\text{ph}} = G_0 \int_0^\infty \left(-\frac{\partial f}{\partial E} \right) T^{\text{ph}}(E) dE, \quad (36)$$

where

$$T^{\text{ph}}(E) = \sum_n [\tilde{T}_n(E) R_n(E) - \tilde{R}_n(E) T_n(E)]. \quad (37)$$

Here $T_n(E)$ and $R_n(E)$ are total elastic transmission and reflection probabilities for mode n

$$T_n(E) = \sum_{n'} T_{n'n}(E), \quad R_n(E) = 1 - T_n(E), \quad (38)$$

while $\tilde{T}_n(E)$ and $\tilde{R}_n(E)$ are total photon-assisted transmission and reflection probabilities for mode n . According to Eq. (32), $\tilde{T}_n(E)$ and $\tilde{R}_n(E)$ are given by the following equations:

$$\begin{aligned} \tilde{T}_n(E) = & \frac{1}{2} \sum_{l=\pm 1} \sum_{n'} [T_{n'n}^{RL}(E + l\hbar\omega, E) \\ & + T_{n'n}^{LR}(E + l\hbar\omega, E)] \end{aligned} \quad (39)$$

and

$$\begin{aligned} \tilde{R}_n(E) = & \frac{1}{2} \sum_{l=\pm 1} \sum_{n'} [R_{n'n}^{LL}(E + l\hbar\omega, E) \\ & + R_{n'n}^{RR}(E + l\hbar\omega, E)]. \end{aligned} \quad (40)$$

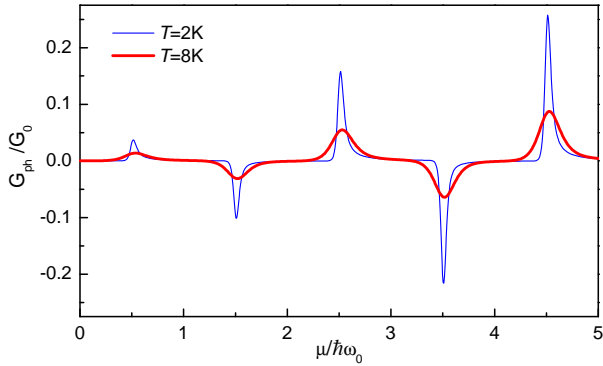


FIG. 6: (Color online) Dependence of the photoconductance G_{ph} on the chemical potential μ at $y_d = 0$. Thin blue line: $T = 2K$, thick red line: $T = 8K$. Other parameters are the same as in Fig. 2.

The photoconductance as a function of the chemical potential oscillates as well as the photocurrent. The dependence $G_{ph}(\mu)$ is shown in Fig. 6. One can see from Eq. (36) that the dependence $G_{ph}(\mu)$ contains the derivative of the Fermi function in contrast to the dependence $I_{ph}(\mu)$, therefore peaks and dips of the photoconductance are sharper and more sensitive to the growth of the temperature. The increase of temperature leads to smoothing of peaks and decrease of their amplitudes. The amplitude of the photoconductance peaks is proportional to intensity of radiation. If the defect is placed in the central cross-section of the channel then the photoconductance is proportional to squared length of the channel.

5. CONCLUSION

Photon-induced electron transport in the quantum channel with a single point defect is investigated using modified Landauer–Büttiker formalism. The dependence of the photocurrent on the electron chemical potential is studied both analytically and numerically. We have shown that the photocurrent is stipulated by different transmission probabilities for different electron subbands in the channel. If the defect is placed on the axis of the channel then the odd electron subbands are not reflected by the defect since corresponding wave function vanishes at the point of the scatterer. Thus the photon-induced

transitions between electron subbands of different parity can either increase or decrease the transmission probability. The probability of photon-induced transition depends on the distance from the channel edge to the defect. Therefore, the direct current arises in the case of asymmetric scatterer position. We have shown that the photocurrent oscillates as a function of chemical potential. The direction of the current is determined by the number of occupied subbands of different parity. The sequence of oscillating minima and maxima is changed if the scatterer is placed aside the channel axis. The photocurrent is proportional to the intensity of radiation and grows with increase of the lifetime τ . The amplitude of oscillations reaches maximum when the frequency ω of radiation coincides with the characteristic frequency ω_0 of the confining potential in the channel. This feature of the system gives the possibility to vary the resonance frequency by changing the geometry of the channel.

If the scatterer is placed in the central cross-section of the channel the photocurrent is absent but the defect influences the conductance of the system. The total conductance of the system may be represented as a sum of the 'dark' quasiballistic conductance G_{dark} and the photoconductance G_{ph} that is proportional to the intensity of radiation. The dependence of the photoconductance on the chemical potential contains sharp peaks and dips in the vicinity of steps of the ballistic conductance. In the case of axial defect position, the sign of the photoconductance is determined by the parity of the highest occupied subband in the channel at the zero temperature. The nature of the photoconductance oscillations is similar to the nature of the photocurrent oscillations. However, the dependence of the photoconductance on the chemical potential is sharper and more sensitive to the temperature than the dependence of the photocurrent. The grows of temperature leads to the smoothing of photoconductance peaks and decrease of their amplitudes.

ACKNOWLEDGEMENTS

The authors are grateful to V. A. Margulis for helpful discussions. The work has been supported by Grant of the President of the Russian Federation for young scientists (grant MK-4480.2007.2) and by Russian Foundation for Basic Research (grant 08-02-01035).

* Electronic address: pyataevma@math.mrsu.ru

¹ H. Kosaka, D. S. Rao, H. D. Robinson, P. Bandaru, K. Makita, and E. Yablonovitch Phys. Rev. B **67**, 045104 (2003).

² M. A. Rowe, E. J. Gansen, M. Greene, R. H. Hadfield, T. E. Harvey, M. Y. Su, S. W. Nam, R. P. Mirin, and D. Rosenberg, Appl. Phys. Lett. **89**, 253505 (2006).

³ D. S. Rao, T. Szkopek, H. D. Robinson, E. Yablonovitch,

and H.-W. Jiang, J. Appl. Phys. **98**, 114507 (2005)

⁴ M. Ejrnaes, R. Cristiano, A. Gaggero, F. Mattioli, R. Leoni, B. Voronov, and G. Gol'tsman, Appl. Phys. Lett. **91**, 262509 (2007).

⁵ H. Kosaka, D. S. Rao, H. D. Robinson, P. Bandaru, T. Sakamoto, and E. Yablonovitch, Phys. Rev. B **65**, 201307(R) (2002).

⁶ R. A. Wyss, C. C. Eugster, J. A. del Alamo, and Q. Hu,

- Appl. Phys. Lett. **62**, 1522 (1993).
- ⁷ R. A. Wyss, C. C. Eugster, J. A. del Alamo, Q. Hu, M. J. Rooks, and M. R. Melloch, Appl. Phys. Lett. **66**, 1144 (1995).
 - ⁸ R. Wirtz, R. Newbury, J. T. Nicholls, W. R. Tribe, M. Y. Simmons, and M. Pepper, Phys. Rev. B **65**, 233316 (2002).
 - ⁹ E. Mulazzi, R. Perego, H. Aarab, L. Mihut, S. Lefrant, E. Faulques, and J. Wéry, Phys. Rev. B **70**, 155206 (2004).
 - ¹⁰ D. Chowdhary and N. A. Kouklin, Phys. Rev. B **76**, 035416 (2007).
 - ¹¹ W. Weber, L. E. Golub, S. N. Danilov, J. Karch, C. Reitmaier, B. Wittmann, V. V. Bel'kov, E. L. Ivchenko, Z. D. Kvon, N. Q. Vinh, A. F. G. van der Meer, B. Murdin, and S. D. Ganichev, Phys. Rev. B **77**, 245304 (2008).
 - ¹² V. Ya. Aleshkin, A. V. Antonov, L. V. Gavrilenko, and V. I. Gavrilenko, Phys. Rev. B **75**, 125201 (2007).
 - ¹³ M. H. Pedersen and M. Büttiker, Phys. Rev. B **58**, 12993 (1998).
 - ¹⁴ H. Lim, B. Movaghar, S. Tsao, M. Taguchi, W. Zhang, A. A. Quivy, and M. Razeghi, Phys. Rev. B **74**, 205321 (2006).
 - ¹⁵ V. M. Apalkov, Phys. Rev. B **75**, 035339 (2007).
 - ¹⁶ J. M. Villas-Bôas, S. E. Ulloa, and A. O. Govorov, Phys. Rev. B **75**, 155334 (2007).
 - ¹⁷ A. Grincwajg, L. Y. Gorelik, V.Z. Kleiner, and R. I. Shekhter, Phys. Rev. B **52**, 12168 (1995).
 - ¹⁸ F. A. Maaø and L. Y. Gorelik, Phys. Rev. B **53**, 15885 (1996).
 - ¹⁹ V. S. Borovikov, L. Yu. Gorelik, V. Z. Kleiner, and R. I. Shekhter, Fiz. Nizk. Temp. **23**, 313 (1997) [Low. Temp. Phys. **23** 230 (1997)].
 - ²⁰ S. Blom, L. Y. Gorelik, M. Jonson, R. I. Shekhter, A. G. Scherbakov, E. N. Bogachek, and U. Landman, Phys. Rev. B **58**, 16305 (1998).
 - ²¹ N. G. Galkin, V. A. Margulis, and A. V. Shorokhov, Phys. Rev. B **69**, 113312 (2004).
 - ²² Y. V. Pershin and C. Piermarocchi, Phys. Rev. B **72**, 245331 (2005).
 - ²³ L. I. Magarill and M. V. Entin, Pis'ma Zh. Eksp. Teor. Fiz. **78**, 249 (2003) [JETP Lett. **78**, 213 (2003)].
 - ²⁴ Y. V. Pershin and C. Piermarocchi, Phys. Rev. B **75**, 035326 (2007).
 - ²⁵ L. S. Braginski, M. M. Makhmudian, and M. V. Entin, Zh. Eksp. Teor. Fiz. **127**, 1046 (2005) [JETP **100**, 920 (2005)].
 - ²⁶ M.M. Mahmoodian, M.V. Entin, and L.S. Braginsky, Physica E (Amsterdam) **40** (5), 1205 (2008).
 - ²⁷ O. V. Kibis and M. E. Portnoi, Pis'ma Zh. Tekh. Fiz. **31**, No. 15, 85 (2005) [Tech. Phys. Lett. **31**, No. 8, 671 (2005)].
 - ²⁸ Kibis O. V., Romanov D. A. Fiz. Tverd. Tela (S.-Petersburg) **37**, 127 (1995) [Phys. Solid State **37**, 69 (1995)].
 - ²⁹ Kibis O. V. Fiz. Tverd. Tela (S.-Petersburg) **43**, 2255 (2001) [Phys. Solid State **43**, 2336 (2001)].
 - ³⁰ D. A. Stewart and F. Leonard, Phys. Rev. Lett. **93**, 107401 (2004).
 - ³¹ S. D. Ganichev, E. L. Ivchenko, V. V. Bel'kov, S. A. Tarasenko, M. Sollinger, D. Weiss, W. Wegscheider, and W. Prettl, Nature **417**, 153 (2002).
 - ³² S. D. Ganichev, S. N. Danilov, V. V. Bel'kov, S. Giglberger, S. A. Tarasenko, E. L. Ivchenko, D. Weiss, W. Jantsch, F. Schäffler, D. Gruber, and W. Prettl, Phys. Rev. B **75**, 155317 (2007).
 - ³³ S. A. Tarasenko, Phys. Rev. B **72**, 113302 (2005).
 - ³⁴ M. M. Glazov, P. S. Alekseev, M. A. Odnoblyudov, V. M. Chistyakov, S. A. Tarasenko, and I. N. Yassievich, Phys. Rev. B **71**, 155313 (2005).
 - ³⁵ E. L. Ivchenko and S. A. Tarasenko, Zh. Eksp. Teor. Fiz. **126**, 426 (2004) [JETP, **99**, 379 (2004)].
 - ³⁶ S. A. Tarasenko and E. L. Ivchenko, Pis'ma Zh. Eksp. Teor. Fiz. **81**, 292 (2005) [JETP Lett., **81**, 231 (2005)].
 - ³⁷ E. L. Ivchenko, Phys. Usp. **45** 1299 (2002).
 - ³⁸ A. Fedorov, Y. V. Pershin and C. Piermarocchi, Phys. Rev. B **72**, 245327 (2005).
 - ³⁹ V. I. Belinicher and B. I. Sturman, Usp. Fiz. Nauk **130**, 415 (1980) [Sov. Phys. Uspekhi **23**, 199 (1980)].
 - ⁴⁰ M. V. Entin and L. I. Magarill, Phys. Rev. B **73**, 205206 (2006).
 - ⁴¹ A. D. Chepelianskii, M. V. Entin, L. I. Magarill, and D. L. Shepelyansky, Physica E (Amsterdam) **40**, 1264 (2008).
 - ⁴² O. Tagraman and A. P. Singh, Phys. Rev. B **60**, 15937 (1999).
 - ⁴³ A. Yacoby and Y. Imry, Phys. Rev. B **41**, 5341 (1990).
 - ⁴⁴ Y. B. Levinson, M. I. Lubin, and E. V. Sukhorukov, Pis'ma Zh. Eksp. Teor. Fiz. **54**, 405 (1991) [JETP Lett. **54**, 401 (1991)].
 - ⁴⁵ Y. B. Levinson, M. I. Lubin, and E. V. Sukhorukov, Phys. Rev. B **45**, 11936 (1992).
 - ⁴⁶ S. A. Gurvitz and Y. B. Levinson, Phys. Rev. B **47**, 10578 (1993).
 - ⁴⁷ M. I. Lubin, Pis'ma Zh. Eksp. Teor. Fiz. **57**, 346 (1993) [JETP Lett. **57**, 361 (1993)].
 - ⁴⁸ E. V. Sukhorukov, M. I. Lubin, C. Kunze and Y. Levinson, Phys. Rev. B **49**, 17191 (1994).
 - ⁴⁹ V.A. Geiler, V.A. Margulis, and I.I. Chuchaev, Pis'ma Zh. Eksp. Teor. Fiz. **58**, 668 (1993) [JETP Lett. **58**, 648 (1993)].
 - ⁵⁰ Y. N. Demkov and V. N. Ostrovsky, *Zero-Range Potentials and Their Applications in Atomic Physics* (Plenum, New York, 1988).
 - ⁵¹ S. Albeverio, F. Gesztesy, R. Höegh-Krohn, and H. Holden, *Solvable Models in Quantum Mechanics* (Springer-Verlag, Berlin, 1988).
 - ⁵² V. A. Geyler, V. A. Margulis, and M. A. Pyataev, Zh. Eksp. Teor. Fiz. **124** 851 (2003) [JETP **97**, 763 (2003)].
 - ⁵³ V. A. Geyler, V. A. Margulis, and M. A. Pyataev, Zh. Eksp. Teor. Fiz. **124**, 851 (2003) [JETP **97**, 763 (2003)].
 - ⁵⁴ V. A. Margulis and M. A. Pyataev, Phys. Rev. B **72**, 075312 (2005).
 - ⁵⁵ V. Margulis and M. Pyataev, Phys. Rev. B **76**, 085411 (2007).
 - ⁵⁶ S. Datta and M. P. Anantram, Phys. Rev. B **45**, 13761 (1992).
 - ⁵⁷ F. A. Maaø and Y. Galperin, Phys. Rev. B **56**, 4028 (1997).
 - ⁵⁸ R. Landauer, IBM J. Res. Dev. **1**, 223 (1957).
 - ⁵⁹ M. Büttiker, Phys. Rev. Lett. **57**, 1761 (1986).
 - ⁶⁰ Ya. B. Zel'dovich, Usp. Fiz. Nauk **110**, 139 (1973) [Sov. Phys. Uspekhi **16**, 427 (1973)].