

# High-energy Cosmic-Ray Positrons from Hidden-Gauge-Boson Dark Matter

Chuan-Ren Chen<sup>1</sup>, Fuminobu Takahashi<sup>1</sup> and T. T. Yanagida<sup>1,2</sup>

<sup>1</sup>*Institute for the Physics and Mathematics of the Universe,  
University of Tokyo, Chiba 277-8568, Japan*

<sup>2</sup>*Department of Physics, University of Tokyo, Tokyo 113-0033, Japan*

(Dated: June 21, 2024)

## Abstract

We provide a scenario in which a hidden  $U(1)$  gauge boson constitutes dark matter of the Universe and decays into the standard-model particles through a kinetic mixing with an  $U(1)_{B-L}$  gauge boson. Interestingly, our model can naturally account for the steep rise in the positron fraction recently reported by PAMELA. Moreover, we find that due to the charge assignment of  $U(1)_{B-L}$ , only a small amount of antiprotons are produced in the decay, which is also consistent with the PAMELA and other observational data.

## I. INTRODUCTION

The presence of the dark matter has been firmly established by numerous observations, although we have not yet understood what dark matter is made of. It is promising that the PAMELA [1] and Fermi (formerly GLAST) [2] satellites in operation may reveal the nature of dark matter, helping us to pin down the dark matter particle.

Recently much attention has been attracted to a scenario that the dark matter decays into the standard-model (SM) particles [3, 4, 5, 6, 7, 8, 9, 10, 11], since the energetic particles produced in the decay may account for the excesses in the positron fraction reported by PAMELA [12] or HEAT [13] and in the diffuse extra galactic gamma-ray background observed by EGRET [14, 15]. The PAMELA also released data on the antiproton flux [16], suggesting that most of the observed antiprotons are the secondaries produced by interactions between the primary cosmic rays and the interstellar medium. The suppression in the antiproton flux from the dark matter decay is particularly important because some decaying dark matter scenarios predict too large antiproton flux at the solar system [6].

We have recently proposed a scenario that a hidden  $U(1)$  gauge boson may decay into the SM particles through its kinetic mixing with the  $U(1)_Y$  in the SM gauge group [8]. In order to explain the longevity of the hidden gauge boson, the kinetic mixing needs to be suppressed down to an extremely small value, and direct couplings between the hidden and SM sectors must be negligibly small. In order to achieve those features we introduced messenger fields having a large mass close to the grand unification theory (GUT) scale, and assumed that the hidden sector is sequestered from the SM sector.

In this paper we present a model in which such a small coupling between the hidden  $U(1)$  gauge boson and the SM particles are naturally realized in the extra dimension framework. The essential idea is to separate the hidden sector from the SM sector in an extra dimension so that the two sector can communicate with each other only through the interactions with another  $U(1)_m$  gauge field in the bulk, which is assumed to be broken at a high-energy scale. The branching ratios simply reflect the charges of the SM particles under the  $U(1)_m$  gauge group. Interestingly, our model can account for the steep rise in the positron fraction reported by PAMELA as well as the gamma-ray excess observed by EGRET. Moreover, the antiproton flux can be suppressed enough to be consistent with the PAMELA observations, if  $U(1)_m$  is identified with  $U(1)_{B-L}$ .

## II. SET-UP

We introduce an extra dimension with two branes at the boundaries. Suppose that the hidden gauge sector is on one brane and the SM particles are on the other brane well separated from each other. In such a set-up, dangerous direct interactions between the two sectors are exponentially suppressed, and the hidden gauge boson becomes quasi-stable <sup>#1</sup>. It is worth noting that its stability is guaranteed by the geometric separation in the extra dimension, not by a discrete symmetry such as a  $R$ -parity. If there is a  $U(1)_{B-L}$  gauge field in the bulk, the hidden  $U(1)_H$  gauge field can have an unsuppressed gauge kinetic mixing with the  $U(1)_{B-L}$ . After integrating out the heavy  $U(1)_{B-L}$  gauge boson, the effective couplings between the hidden  $U(1)_H$  gauge boson  $A_H$  and the SM particles are induced, which enables  $A_H$  to decay into the SM particles. The longevity of the hidden gauge boson is realized by the hierarchy between  $B-L$  symmetry breaking scale and the weak scale. As we will see below, taking the  $B-L$  breaking scale around the GUT scale <sup>#2</sup> and the mass of the hidden gauge boson of  $\mathcal{O}(100)$  GeV naturally leads to the lifetime of  $\mathcal{O}(10^{26})$  second that is needed to account for the positron excess.

Let us first consider the kinetic mixing between the hidden  $U(1)_H$  and the  $U(1)_{B-L}$  gauge symmetries. The relevant effective interactions in the four dimensions are written as

$$\begin{aligned} \mathcal{L}_{(4D)} = & -\frac{1}{4}F_{\mu\nu}^{(H)}F^{(H)\mu\nu} - \frac{1}{4}F_{\mu\nu}^{(B)}F^{(B)\mu\nu} + \frac{\lambda}{2}F_{\mu\nu}^{(H)}F^{(B)\mu\nu} \\ & + \frac{1}{2}m^2A_{H\mu}A_H^\mu + \frac{1}{2}M^2A_{B\mu}A_B^\mu, \end{aligned} \quad (1)$$

where  $\lambda$  denotes a coefficient of the kinetic mixing of order unity, and  $F^{(H)}$  and  $F^{(B)}$  are the field strengths of the  $U(1)_H$  and  $U(1)_{B-L}$  gauge bosons,  $A_H$  and  $A_B$ , respectively. We assume that both gauge symmetries are spontaneously broken, and therefore  $A_H$  and  $A_B$  acquire masses  $m$  and  $M$ , respectively. We also assume that the kinetic mixing is unsuppressed as

---

<sup>#1</sup> The interactions are suppressed by  $e^{-M_*L}$ , where  $M_*$  is the five-dimensional Planck scale and  $L$  denotes the size of the extra dimension. For  $M_*L \sim 10^2$ , the direct couplings are so small that the hidden gauge boson will become practically stable in a cosmological time scale. Then  $M_*$  is roughly equal to  $M_P/10 \simeq 10^{17}$  GeV which is larger than the GUT scale ( $\sim 10^{15}$  GeV), and so, our analysis in the text is valid.

<sup>#2</sup> The seesaw mechanism [17] for neutrino mass generation suggests the mass of the right-handed neutrinos at the GUT scale  $\sim 10^{15}$  GeV. Recall that the right-handed neutrinos acquire the masses from the  $U(1)_{B-L}$  gauge symmetry breaking. Thus, it is quite natural to consider the  $B-L$  breaking scale around the GUT scale of  $\sim 10^{15}$  GeV.

	quark	lepton
$N_i(B-L)^2$	$\frac{1}{3}$	1

TABLE I: The coefficients appearing in the partial decay rates for quarks and leptons.

$\lambda = \mathcal{O}(0.1)$ , and we take  $m = \mathcal{O}(100)$  GeV and  $M = \mathcal{O}(10^{15})$  GeV throughout this paper. We can make the kinetic terms canonical and diagonalize the mass matrix by appropriate transformations. The relations between  $(A_H, A_B)$  and the mass eigenstates  $(A'_H, A'_B)$  are

$$A_H \simeq A'_H + \lambda \left(1 + \frac{m^2}{M^2}\right) A'_B, \quad (2)$$

$$A_B \simeq A'_B - \lambda \frac{m^2}{M^2} A'_H, \quad (3)$$

where we have approximated  $m^2 \ll M^2$  and  $\lambda \lesssim 0.1$  for simplicity.

The low-energy effective interactions between the hidden gauge boson  $A'_H$  and the SM fermion  $\psi_i$  can be extracted from the  $U(1)_{B-L}$  gauge interactions by using the relation (3),

$$\mathcal{L}_{\text{int}} = q_i A_B^\mu \bar{\psi}_i \gamma_\mu \psi_i \supset -\lambda q_i \frac{m^2}{M^2} A_H^\mu \bar{\psi}_i \gamma_\mu \psi_i, \quad (4)$$

where  $q_i$  denotes the  $B-L$  charge of the fermion  $\psi_i$ . The partial decay width for the SM fermion pair is

$$\Gamma(A_H \rightarrow \psi_i \bar{\psi}_i) \simeq \lambda^2 \frac{N_i q_i^2}{12\pi} \left(\frac{m}{M}\right)^4 m, \quad (5)$$

where we have neglected the fermion mass, and  $N_i$  is the color factor (3 for quarks and 1 for leptons). Thus the lifetime  $\tau$  is given by

$$\tau \simeq 2.5 \times 10^{27} \left(\lambda^2 \sum_i N_i q_i^2\right)^{-1} \left(\frac{m}{100\text{GeV}}\right)^{-5} \left(\frac{M}{10^{15}\text{GeV}}\right)^4 \text{ sec}, \quad (6)$$

where the sum is taken over those SM fermions of masses lighter than  $m/2$ .

We show the coefficient  $N_i q_i^2$  for the quarks and the leptons in Table I. It should be noted that the branching ratios are not sensitive to the mass of  $A_H$  and they simply reflect the  $B-L$  charge assignment, which makes our analysis very predictive.

### III. COSMIC-RAY SPECTRA

In this section we show the predicted spectra for the positron fraction, gamma-ray and antiproton fluxes based on the decay modes shown in the previous section. More precisely,

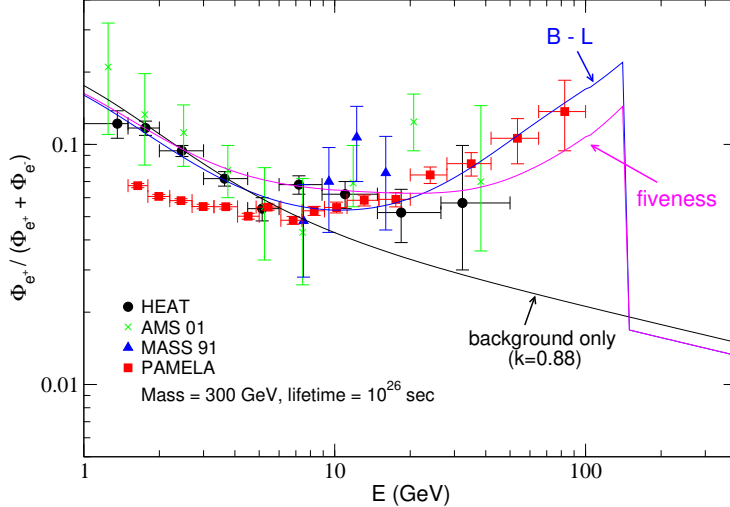


FIG. 1: The predicted positron fraction from  $A_H$  decay via the kinetic mixing with  $U(1)_{B-L}$  (blue line) and  $U(1)_5$  (magenta line), compared with the experimental data, including the recent PAMELA results.

the branching ratios are  $1/23$  and  $3/23$  for a quark pair and a lepton pair, respectively, if the top quark decay channel is not allowed kinematically. To estimate the spectra of gamma, positron and antiproton, we use the PYTHIA [18] Monte Carlo program. After cosmic-ray particles are produced during the decay of  $A_H$ , the following calculations are straightforward and identical to those adopted in Ref. [8], and so, we show only the final results in this paper. For readers who are interested in the details of the calculations should be referred to Ref. [6] and references therein.

In our numerical calculations we set  $m = 300$  GeV and the lifetime  $\tau = 10^{26}$  seconds, and we use the parameter sets that are consistent with the Boron to Carbon ratio (B/C) and produce the minimal positron flux [6]. In Fig. 1 ( blue line ), we show the predicted positron fraction together with the recent PAMELA data and other experiments. The prediction of our model fits very well with the excess reported by PAMELA. The positron fraction steeply increases from  $E \sim 10$  GeV and drops off sharply at  $E = m/2 = 150$  GeV, which is mainly caused by the contribution of  $e^+$ . Such a drop-off can be checked by the upcoming PAMELA data in the higher energy region. We should emphasize that, with these new data of positron from PAMELA [12], the background estimation may be different from what we adopted [19, 20]. However, since the signal of positron from decay of  $A_H$  is negligible in the low energy and is important in high energy region, i.e.  $E \gtrsim 10$  GeV, we expect that our

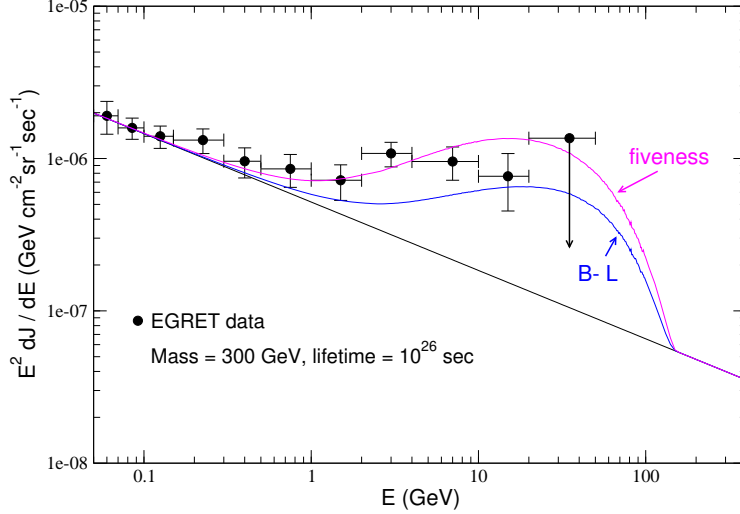


FIG. 2: The predicted gamma-ray flux of  $A_H$  decay via the kinetic mixing with  $U(1)_{B-L}$  (blue line) and  $U(1)_5$  (magenta line), compared with the EGRET data

model will still be able to explain the excess while using a new background estimation that is established to fit the low energy data.

The gamma-rays are mainly produced by the  $\pi^0$  generated in the QCD hadronization process, since quark pairs are produced from the decay of  $A_H$ . In Fig. 2 (blue line), we plot the gamma-rays together with the EGRET data. The gamma-ray flux peak at  $E \sim 20$  GeV, and ends at  $E = m/2$ , which reflects the mass of decaying dark matter. With no surprise, we see that the excess observed by EGRET may also be explained by the decay of  $A_H$ .

Finally we show the blue line in Fig. 3 our predicted contribution of the antiproton flux. In this figure, we have not included the prediction on the secondary antiproton flux, which should explain the BESS data [21]. Importantly, the predicted contribution to the antiproton flux from the  $A_H$  decay is smaller than the observed one by one order of magnitude. The suppression in the antiproton flux is particularly crucial, because the recent data from PAMELA are consistent with the previous BESS result, which suggested that the secondary production dominates the observed antiproton flux. Furthermore, too many antiprotons tend to be generated as a by-product when we require the dark matter annihilation/decay to account for the positron excess [6, 22]. Of course, the predicted antiproton flux still has a large uncertainty mainly due to our poor understanding of the cosmic-ray propagation inside our galaxy. However, our scenario can naturally avoid the over-produced problem of the antiproton flux due to the small  $U(1)_{B-L}$  charges of quarks.

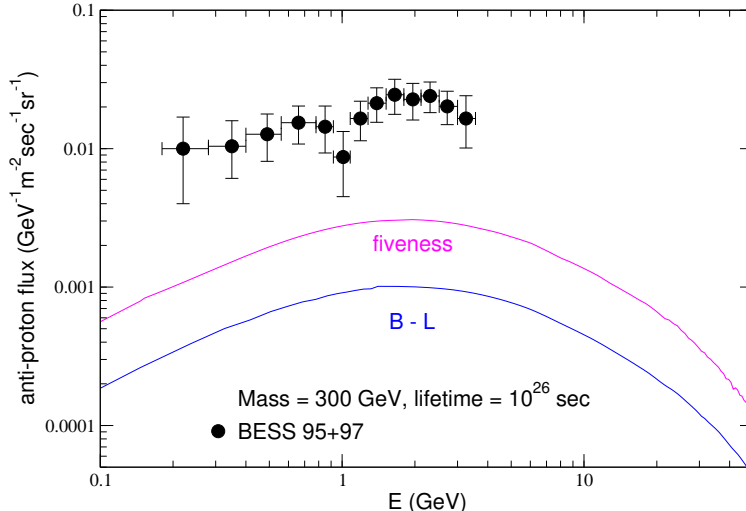


FIG. 3: Antiproton flux from the  $A_H$  decay via the kinetic mixing with  $U(1)_{B-L}$  (blue line) and  $U(1)_5$  (magenta line), compared with the BESS data. Note that the secondary antiproton contributions are not included.

#### IV. DISCUSSION AND CONCLUSIONS

So far we have focused on the case that the  $U(1)_m$  gauge symmetry in the bulk is identified with the  $U(1)_{B-L}$  symmetry, but it is also possible to consider another anomaly-free charge assignments given by a linear combination of the  $B-L$  and the hypercharge  $Y$ . However, as we can check easily, the hadronic decay branching ratio, which is a measure for the antiproton flux, becomes smaller as the contribution of the hypercharge is suppressed. In this respect, our choice of the  $U(1)_{B-L}$  is well motivated by observation, since the antiproton flux is naturally suppressed enough to be consistent with the PAMELA data. For comparison, let us consider a  $U(1)_5$ , so-called “fiveness”, instead of  $U(1)_{B-L}$ . The charge  $Q_5$  of the  $U(1)_5$  is given by the following linear combination of the charges under  $U(1)_{B-L}$  and  $U(1)_Y$  [23]:

$$\frac{2\sqrt{10}}{5}Q_5 = \frac{4}{5}Y - (B - L). \quad (7)$$

We have similarly estimated the spectra for the positron fraction, gamma-rays, and antiprotons when the  $U(1)_m$  in the bulk is identified with  $U(1)_5$ . In order to compare with the  $U(1)_{B-L}$  case, we take the same parameter sets, i.e.  $m = 300$  GeV and  $\tau = 10^{26}$  sec. The decay branching ratios of  $A_H$  decay are roughly 4%, 19%, 6.4% and 5.4% for up-, down-type quark, charged lepton and neutrino pairs, respectively. We show the results of cosmic rays as the magenta lines in Figs. 1, 2 and 3. The distribution of positron fraction in fiveness

case seems flatter compared to the B-L case and the inclination of the turnup is softer. This is due to the fact that positrons generated from the decay of hadrons (mainly from  $\pi^+$ ) become more important and the branching ratio of  $e^+e^-$  mode decreases simultaneously. The fiveness model predicts a larger excess in the gamma-ray flux, since more  $\pi^0$ s are produced. Finally, we can see from Fig. 3 that the antiproton flux is enhanced for the  $U(1)_5$  compared to the case of  $U(1)_{B-L}$ , but it may still be consistent with the observed data. In summary, in order to explain the PAMELA data, we need to adopt a shorter lifetime for fiveness model compared to the case of  $B-L$ . On the other hand, the fluxes of gamma-ray and antiproton increase simultaneously, which may conflict with observed data and make the fiveness model being slightly disfavored. In our previous work [8] we considered a scenario that the hidden  $U(1)_H$  gauge boson mixes with the  $U(1)_Y$ . The predicted spectra in this case are somewhat between the  $B-L$  and fiveness cases. The antiproton flux from the gravitino decay [6] is expected to be comparable to the  $U(1)_Y$  case.

Let us comment on the production of the hidden gauge boson in the early universe. Since the couplings of  $A_H$  to the SM particles are extremely suppressed, it is difficult to generate a right abundance of  $A_H$  from thermal scatterings, for a reheating temperature lower than the GUT scale. Also the hidden gauge boson should not be in thermal equilibrium since otherwise  $A_H$  would overclose the Universe. Thus it is necessary to consider a non-thermal production of  $A_H$  by e.g. the inflaton decay [24, 25, 26].

In this paper, we propose a scenario that a hidden gauge boson constitutes the dark matter of the Universe and decays into the SM particles via the kinetic mixing with the  $U(1)_{B-L}$  gauge field in the bulk. Interestingly, our model can account for the step rise in the positron fraction reported by PAMELA as well as the gamma-ray excess seen by EGRET, while avoiding the constraint on the antiproton flux by PAMELA and other experiments due to the smallness of quark's quantum number under the gauged  $U(1)_{B-L}$ . Moreover, the very small decay rate of the hidden  $A_H$  gauge boson dark matter is realized naturally by the hierarchy between weak scale and the large  $B-L$  breaking scale which is about the GUT scale as suggested by the neutrino masses.



## Acknowledgments

This work was supported by World Premier International Research Center Initiative (WPI Initiative), MEXT, Japan.

---

- [1] P. Picozza *et al.*, *Astropart. Phys.* **27**, 296 (2007) [arXiv:astro-ph/0608697]; see also the webpage: <http://pamela.roma2.infn.it/index.php>
- [2] Fermi Gamma-ray Space Telescope (formerly GLAST) collaboration, see the webpage: <http://fermi.gsfc.nasa.gov/>
- [3] F. Takayama and M. Yamaguchi, *Phys. Lett. B* **485**, 388 (2000) [arXiv:hep-ph/0005214].
- [4] W. Buchmuller, L. Covi, K. Hamaguchi, A. Ibarra and T. Yanagida, *JHEP* **0703**, 037 (2007) [arXiv:hep-ph/0702184].
- [5] G. Bertone, W. Buchmuller, L. Covi and A. Ibarra, *JCAP* **0711**, 003 (2007) [arXiv:0709.2299 [astro-ph]].
- [6] A. Ibarra and D. Tran, *Phys. Rev. Lett.* **100**, 061301 (2008) [arXiv:0709.4593 [astro-ph]]; *JCAP* **0807**, 002 (2008) [arXiv:0804.4596 [astro-ph]].
- [7] K. Ishiwata, S. Matsumoto and T. Moroi, arXiv:0805.1133 [hep-ph].
- [8] C. R. Chen, F. Takahashi and T. T. Yanagida, arXiv:0809.0792 [hep-ph].
- [9] A. Ibarra, A. Ringwald and C. Weniger, arXiv:0809.3196 [hep-ph].
- [10] C. R. Chen and F. Takahashi, arXiv:0810.4110 [hep-ph].
- [11] P. f. Yin, Q. Yuan, J. Liu, J. Zhang, X. j. Bi and S. h. Zhu, arXiv:0811.0176 [hep-ph].
- [12] O. Adriani *et al.*, arXiv:0810.4995 [astro-ph].
- [13] S. W. Barwick *et al.* [HEAT Collaboration], *Astrophys. J.* **482**, L191 (1997) [arXiv:astro-ph/9703192].
- [14] P. Sreekumar *et al.* [EGRET Collaboration], *Astrophys. J.* **494**, 523 (1998) [arXiv:astro-ph/9709257].
- [15] A. W. Strong, I. V. Moskalenko and O. Reimer, *Astrophys. J.* **613**, 956 (2004) [arXiv:astro-ph/0405441].
- [16] O. Adriani *et al.*, arXiv:0810.4994 [astro-ph].
- [17] T. Yangida, in Proceedings of the “*Workshop on the Unified Theory and the Baryon Number*”

- in the Universe*", Tsukuba, Japan, Feb. 13-14, 1979, edited by O. Sawada and A. Sugamoto, KEK report KEK-79-18, p. 95, and "*Horizontal Symmetry And Masses Of Neutrinos*", Prog. Theor. Phys. **64** (1980) 1103; M. Gell-Mann, P. Ramond and R. Slansky, in "*Supergravity*" (North-Holland, Amsterdam, 1979) eds. D. Z. Freedman and P. van Nieuwenhuizen, Print-80-0576 (CERN); see also P. Minkowski, Phys. Lett. B **67**, 421 (1977).
- [18] T. Sjostrand, S. Mrenna and P. Skands, JHEP **0605**, 026 (2006) [arXiv:hep-ph/0603175].
- [19] I. V. Moskalenko and A. W. Strong, Astrophys. J. **493**, 694 (1998) [arXiv:astro-ph/9710124].
- [20] E. A. Baltz and J. Edsjo, Phys. Rev. D **59**, 023511 (1999) [arXiv:astro-ph/9808243].
- [21] S. Orito *et al.* [BESS Collaboration], Phys. Rev. Lett. **84**, 1078 (2000) [arXiv:astro-ph/9906426].
- [22] M. Cirelli, M. Kadastik, M. Raidal and A. Strumia, arXiv:0809.2409 [hep-ph].
- [23] M. Fujii and K. Suzuki, Phys. Rev. D **66**, 035002 (2002) [arXiv:hep-ph/0202038].
- [24] M. Endo, M. Kawasaki, F. Takahashi and T. T. Yanagida, Phys. Lett. B **642**, 518 (2006) [arXiv:hep-ph/0607170].
- [25] M. Endo, K. Hamaguchi and F. Takahashi, Phys. Rev. D **74**, 023531 (2006) [arXiv:hep-ph/0605091].
- [26] M. Endo, F. Takahashi and T. T. Yanagida, Phys. Lett. B **658**, 236 (2008) [arXiv:hep-ph/0701042]; Phys. Rev. D **76**, 083509 (2007) [arXiv:0706.0986 [hep-ph]].