

Partonic State and Single Transverse Spin Asymmetries in Semi Inclusive DIS

J.P. Ma and H.Z. Sang

Institute of Theoretical Physics, Academia Sinica, P.O. Box 2735, Beijing 100080, China

Abstract

Using partonic states we verify the transverse momentum dependent factorization for single transverse spin asymmetries in semi inclusive DIS at leading but nontrivial order of α_s . The factorization has been previously derived in a formal way by using diagram expansion at hadron level. We find with our partonic results that two relevant structure functions satisfy the factorization. Our results also satisfy the collinear factorization but with the perturbative coefficient different than that derived formally.

1. Single transverse-spin asymmetries(SSA) have been observed in experiment. An updated review about the phenomenology of SSA can be found in [1]. These asymmetries are expected if scattering amplitudes have nonzero absorptive parts. SSA in a scattering of elementary particles is easy to be understood, but SSA in a process involved with hadrons, especially, with a transversely polarized hadron, is difficult to be predicted, because we have not enough information about the structure of hadrons. However, the observed asymmetries provide a new tool to study the structure because they are sensitive to the correlations of partons inside a hadron and the angular momenta of these partons.

In general it is difficult to predict the size of SSA except some cases like production of a heavy quark with transverse polarization, where SSA can be studied by using perturbative QCD directly[2]. In the cases studied in experiment with an initial hadron being transversely polarized, it is not possible to use perturbative QCD directly. One needs to rely on QCD factorization in which perturbative- and nonperturbative effects are separated. The nonperturbative effects are represented by various matrix elements of QCD operators and these matrix elements contain information about the structure of hadrons. Two factorization approaches have been proposed. One is by using transverse-momentum-dependent(TMD) factorization, where one takes transverse momenta of partons in hadrons into account. Another is the collinear factorization. It should be noted that in the two approaches the factorization is derived or proposed rather formally in the sense that one works at hadron level by using the diagram expansion. The two approaches are applicable in different kinematic regions. The TMD factorization can only be used for the kinematic region where the observed transverse momentum is much more smaller than some large scales, while the collinear factorization can be used if the observed transverse momentum is much more larger than Λ_{QCD} . The purpose of our work is to examine the two factorization approaches for SSA in Semi Inclusive DIS(SIDIS) at parton level, following our work for SSA in Drell-Yan processes[3].

In the approach of TMD factorization, the nonperturbative effects responsible for SSA are represented by matrix elements containing T -odd- and spin-flip effects. These matrix elements are the so-called Sivers[4]- and Collins[5] functions. So far TMD factorization has been examined carefully only for physical quantities which do not contain T -odd effects[6, 7, 8, 9, 10]. TMD parton distributions entering the factorization can be defined with QCD operators consistently. Intensive efforts has been spent to study how to consistently define or interpret Sivers function as a parton distribution which is

gauge invariant and contains initial- or final state interactions[5, 11, 12, 13, 14]. Through these studies consistent definitions of these distributions or fragmentation functions which contain T -odd effects can be given. In [10] the problem of universality of T -odd parton distributions and T -odd fragmentation functions has been studied. The TMD factorization of Sivers effect has been examined in a spectator model[11]. SSA has been studied extensively in terms of Sivers functions [15, 16, 17, 18, 19]. In the approach of collinear factorization, the nonperturbative effects responsible for SSA are represented by twist-3 matrix elements[20, 21, 22, 23], or called ETQS matrix elements. These twist-3 matrix elements contain only the effect of spin-flip interactions. The nonzero absorptive part or T -odd effect is generated by poles of parton propagators in hard scattering. Applications of the collinear factorization for SSA can be found in [24, 25]. It is interesting to note that for SIDIS and Drell-Yan both approaches are applicable for certain kinematic region and it can be shown that the two approaches are equivalent[26, 27].

As mentioned, the above factorized results are derived rather formally in the sense that one works at hadron level by introducing various parton density matrices of hadrons in a diagram expansion. It should be noted that QCD factorizations, if they are proven, are general properties of QCD Green functions. It means that the two factorization approaches, if they hold, they should also hold by replacing hadrons with partons. It is the purpose of the study presented here to show how SSA in SIDIS can be factorized in the TMD-factorization approach by replacing hadrons with partons. In our previous work[3] we have shown that the TMD-factorization for SSA in Drell-Yan processes holds with partonic states at leading but nontrivial order of α_s . With the partonic states one can also derive a collinear factorization for SSA in Drell-Yan processes but with perturbative coefficients different than those derived before. For SIDIS we replace the hadron in the initial- and final state with a quark q . In order to have spin-flip we keep the quark mass as nonzero and every quantity is calculated at leading power of m . It should be emphasized that the derived perturbative coefficients in the factorization formulas do not depend on the quark mass m . Two structure functions for SSA in SIDIS are studied in this work.

2. We consider the SIDIS:

$$\ell + h_A(P, s_\perp) \rightarrow \ell + \gamma^*(q) + h_A(P, s_\perp) \rightarrow \ell + X + h_B(P_h). \quad (1)$$

We take a coordinate system in which h_A moves in the z -direction and the virtual photon moves in the $-z$ -direction. The initial hadron h_A is transversely polarized. We will use the light-cone coordinate system, in which a vector a^μ is expressed as $a^\mu = (a^+, a^-, \vec{a}_\perp) = ((a^0 + a^3)/\sqrt{2}, (a^0 - a^3)/\sqrt{2}, a^1, a^2)$ and $a_\perp^2 = (a^1)^2 + (a^2)^2$. We also introduce two light-cone vectors: $n^\mu = (0, 1, 0, 0)$ and $l^\mu = (1, 0, 0, 0)$. The relevant kinematic variables can be defined as:

$$x_B = \frac{-q^2}{2P \cdot q} = \frac{Q^2}{2P \cdot q}, \quad z_h = \frac{P \cdot P_h}{P \cdot q}. \quad (2)$$

The hadronic tensor for the process is defined with the electromagnetic current J^μ of quarks as

$$W^{\mu\nu} = \frac{1}{4z_h} \sum_X \int \frac{d^4x}{(2\pi)^4} e^{iq \cdot x} \langle h_A(P, s_\perp) | J^\mu(x) | X P_h \rangle \langle X P_h | J^\nu(0) | h_A(P, s_\perp) \rangle. \quad (3)$$

We will be interested in the kinematical region of $P_{h\perp}^2 \ll Q^2$, The hadronic tensor in this region has the

following leading-twist structures:

$$\begin{aligned}
2W^{\mu\nu} = & -g_{\perp}^{\mu\nu} F_U^{(1)} + (g_{\perp}^{\mu\nu} - \hat{P}_{h\perp}^{\mu} \hat{P}_{h\perp}^{\nu} - \hat{P}_{h\perp}^{\nu} \hat{P}_{h\perp}^{\mu}) F_U^{(2)} \\
& -g_{\perp}^{\mu\nu} \epsilon^{\alpha\beta} s_{\perp\alpha} \hat{P}_{h\perp\beta} F_T^{(1)} + s_{\perp\alpha} \left(\epsilon_{\perp}^{\alpha\mu} \hat{P}_{h\perp}^{\nu} + \epsilon_{\perp}^{\alpha\nu} \hat{P}_{h\perp}^{\mu} - g_{\perp}^{\mu\nu} \epsilon^{\alpha\beta} \hat{P}_{h\perp\beta} \right) \left(F_T^{(2)} - F_T^{(3)}/2 \right) \\
& + \hat{\vec{P}}_{h\perp} \cdot \vec{s}_{\perp} \hat{P}_{h\perp\alpha} \left(\epsilon_{\perp}^{\alpha\mu} \hat{P}_{h\perp}^{\nu} + \epsilon_{\perp}^{\alpha\nu} \hat{P}_{h\perp}^{\mu} \right) F_T^{(3)}
\end{aligned} \tag{4}$$

with the notation $g_{\perp}^{\mu\nu} = g^{\mu\nu} - n^{\mu} l^{\nu} - n^{\nu} l^{\mu}$ and $\epsilon_{\perp}^{\mu\nu} = \epsilon^{\alpha\beta\mu\nu} l_{\alpha} n_{\beta}$. $\hat{\vec{P}}_{h\perp}$ is the unit vector $\hat{\vec{P}}_{h\perp} = \vec{P}_{h\perp}/|\vec{P}_{h\perp}|$. All structure functions F 's depend on x_B , z_h , $P_{h\perp}^2$, and Q^2 . The differential cross section is given by:

$$\begin{aligned}
\frac{d\sigma}{dx_B dy dz_h d\phi_s d^2 \vec{P}_{h\perp}} = & \frac{2\alpha_{em}^2 S}{Q^4} \left\{ (1-y + \frac{y^2}{2}) x_B \left[F_U^{(1)} + \sin(\phi_h - \phi_s) |\vec{s}_{\perp}| F_T^{(1)} \right] \right. \\
& + (1-y) x_B \left[-\cos(2\phi_h) F_U^{(2)} + |\vec{s}_{\perp}| \sin(\phi_h + \phi_s) F_T^{(2)} \right. \\
& \left. \left. + \frac{1}{2} |\vec{s}_{\perp}| \sin(3\phi_h - \phi_s) F_T^{(3)} \right] \right\}
\end{aligned} \tag{5}$$

where S is the invariant mass of the initial lepton and the initial hadron, y is the fraction of the lepton energy loss. ϕ_s and ϕ_h are azimuthal angles for the transverse polarization vector of the initial hadron and the transverse momentum of the final state hadron, respectively. A more general decomposition of the above differential cross section can be found in [28]. By studying the angular dependence of the differential cross section in experiment, one can measure the different structure functions. In this letter we will focus on $F_T^{(1)}$ and $F_T^{(2)}$.

It has been suggested that the two structure functions can be factorized with various TMD parton distributions and TMD fragmentation functions. The relevant TMD parton distributions and fragmentation functions can be defined by introducing a gauge link along the direction $u^{\mu} = (u^+, u^-, 0, 0)$:

$$L_u(\pm\infty, z) = P \exp \left(-ig_s \int_0^{\pm\infty} d\lambda u \cdot G(\lambda u + z) \right). \tag{6}$$

Two relevant parton distributions can be defined in the limit $u^+ \ll u^-$ [5, 8, 13]:

$$\begin{aligned}
q_{\perp}(x, k_{\perp}) \epsilon_{\perp}^{\mu\nu} s_{\perp\mu} k_{\perp\nu} &= \frac{1}{2} \int \frac{dz^- d^2 z_{\perp}}{(2\pi)^3} e^{-ik \cdot z} \langle P, \vec{s}_{\perp} | \bar{\psi}(z) L_u^{\dagger}(\infty, z) \gamma^+ L_u(\infty, 0) \psi(0) | P, \vec{s}_{\perp} \rangle, \\
\delta q_T(x, k_{\perp}) s_{\perp}^{\mu} &= \frac{1}{2} \int \frac{dz^- d^2 z_{\perp}}{(2\pi)^3} e^{-ik \cdot z} \langle P, \vec{s}_{\perp} | \bar{\psi}(z) L_u^{\dagger}(\infty, z) \gamma^+ \gamma_{\perp}^{\mu} \gamma_5 L_u(\infty, 0) \psi(0) | P, \vec{s}_{\perp} \rangle,
\end{aligned} \tag{7}$$

with $z^{\mu} = (0, z^-, \vec{z}_{\perp})$. x is defined as $k^+ = xP^+$. In the above one only takes the spin-dependent part of the matrix elements into account. $q_{\perp}(x, k_{\perp})$ is the Sivers function[4]. A relevant TMD parton fragmentation function is defined with the gauge link $L_v(-\infty, 0)$ along the direction $v^{\mu} = (v^+, v^-, 0, 0)$ with $v^- \ll v^+$:

$$\begin{aligned}
\delta \hat{q}(x, P_{h\perp}) P_{h\perp}^{\mu} &= \frac{1}{4x} \int \frac{dz^+ d^2 z_{\perp}}{(2\pi)^3} \exp(-iz^+ P_h^- / x) \\
&\cdot \sum_X \frac{1}{3} \text{Tr} \left[(i\gamma_{\perp}^{\mu} \gamma^-) \langle 0 | L_v(-\infty, 0) \psi(0) | P_h X \rangle \langle X P_h | \bar{\psi}(z) L_v^{\dagger}(-\infty, z) | 0 \rangle \right],
\end{aligned} \tag{8}$$

with $z^\mu = (z^+, 0, \vec{z}_\perp)$. The parton carries the momentum $k^\mu = (0, P_h^-/x, 0, 0)$ and the hadron is with the momentum $P_h^\mu = (P_h^+, P_h^-, \vec{P}_{h\perp})$ with P_h^- as the large component. The function $\delta\hat{q}$ is called as Collins function[5]. It should be noted that one can also define the Collins function in a frame through a Lorentz transformation where the hadron has zero transverse momentum and the parton has the transverse momentum $-x\vec{P}_{h\perp}$ [6]. The Sivers- and Collins function can only be nonzero if a nonzero absorptive part exists in the corresponding hadronic matrix elements. The definitions of other TMD parton distributions or fragmentation function of an unpolarized hadron can be found in [6, 8, 9]. One should keep in mind that all of these TMD parton distributions and fragmentation functions are defined in non-singular gauge. In principle in these definitions one should add a gauge link in the transverse direction at the space-time boundary as shown in [12], e.g., in Eq.(8) one should add a gauge link at $x^- = \infty$ along the transverse direction to make the definition gauge-invariant explicitly. However, in a non-singular gauge like Feynman gauge the gauge fields at infinite x^+ or x^- are zero. Hence the gauge links at infinite x^+ or x^- are unit matrices. In a singular gauge like light-cone gauges these gauge links can not be omitted[12]. We will work with Feynman gauge. The structure functions can be factorized as:

$$\begin{aligned} F_T^{(1)}(x_B, z_h, P_{h\perp}) &= \int d^2k_\perp d^2p_\perp \left(\vec{k}_\perp \cdot \hat{\vec{P}}_{h\perp} \right) q_\perp(x_B, k_\perp) \hat{q}(z_h, p_\perp) \delta^2(z_h \vec{k}_\perp + \vec{p}_\perp - \vec{P}_{h\perp}), \\ F_T^{(2)}(x_B, z_h, P_{h\perp}) &= \int d^2k_\perp d^2p_\perp \left(\vec{k}_\perp \cdot \hat{\vec{P}}_{h\perp} \right) \delta q_T(x_B, k_\perp) \delta\hat{q}(z_h, p_\perp) \delta^2(z_h \vec{k}_\perp + \vec{p}_\perp - \vec{P}_{h\perp}), \end{aligned} \quad (9)$$

where \hat{q} is the standard TMD parton fragmentation. Beyond the leading order of α_s one has to implement a soft factor representing effects of soft-gluon radiation.

For our purpose we replace each hadron state with a one-quark state. We consider the SIDIS of the quark states as:

$$q(P, s_\perp) + \gamma^*(q) \rightarrow q(P_h) + X, \quad (10)$$

with P^+ and P_h^- as large momentum components. In order to generate SSA and nonzero q_\perp , there must be exchange of two gluons at the leading order. One of the two gluon must be in the unobserved state X because P_h has nonzero transverse components. The exchange of another gluon must introduce a virtual contribution and generate a nonzero absorptive part in the scattering amplitude. With this requirement one easily finds nonzero contributions to $F_T^{(1,2)}$ come from the interference of amplitudes given by diagrams in Fig.1.

In Fig.1 the diagrams in the first row are the scattering amplitudes which can have a nonzero absorptive part. The absorptive parts are determined by physical cuts which are given in these diagrams. To calculate the relevant hadronic tensor in the full kinematic region one has to calculate all diagrams in Fig.1. This will be very tedious. Fortunately we only need the leading contribution in the expansion of $P_{h\perp}^2/Q^2$. As shown in [3], one can perform the expansion before the loop-momentum integration of the two exchanged gluons. Before presenting our detailed results we point here that with our partonic state $F_T^{(3)}$ does not receive any nonzero contribution at the orders we consider. It is worth to point out that the parton distribution function related to $F_T^{(3)}$ is also zero in the quark target model of [29]. We also find that the contributions to $F_T^{(1,2)}$ from gluon fragmentation are power suppressed by $P_{h\perp}^2/Q^2$ or by α_s . This fact is in agreement with the factorization formulas in Eq.(9). In the below we will in turn show the factorization for $F_T^{(1)}$ and $F_T^{(2)}$.

3. We first study the factorization of $F_T^{(1)}$. As mentioned in the above, the full calculation is very tedious. Instead of doing this we expand contributions with loop integrals in q_\perp^2/Q^2 first and then perform the loop

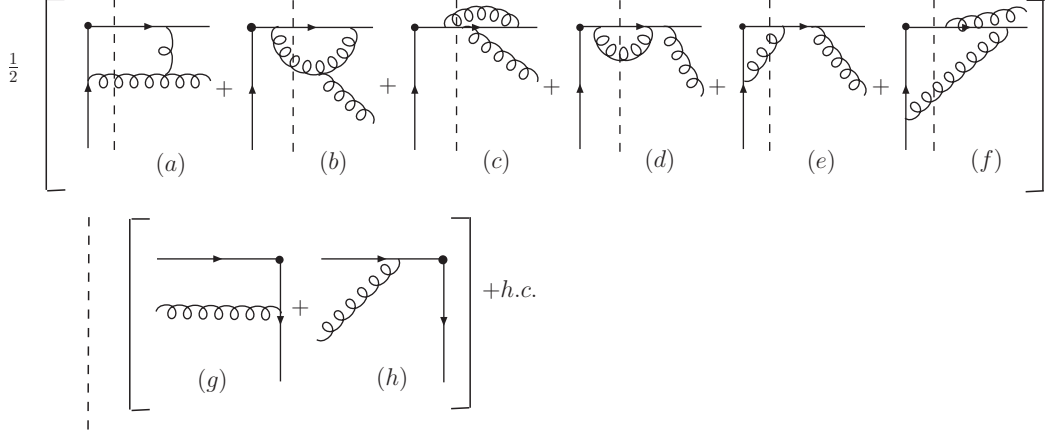


Figure 1: Diagrams for the contributions to the relevant structure functions. The broken lines are cuts. Black dots represent the insertion of the electromagnetic current.

integral. A convenient way for the expansion is to analysis different regions of the loop momentum. The results should be the same as those obtained from the full calculation by taking the limit $q_\perp^2 \ll Q^2$. If one wants to have results of the whole q_\perp^2 -region to test the factorization, one has to do the full calculation.

We denote the momentum of the gluon in the intermediate state as k_g and the momentum of the virtual gluon as k . Each contribution from Fig.1 can be written as:

$$\int \frac{d^4 k}{(2\pi)^4} \frac{d^4 k_g}{(2\pi)^4} (2\pi) \delta(k_g^2) (2\pi)^4 \delta^4(P + q - P_h - k_g) \frac{1}{D_1 D_2 D_3 D_4 D_5} \cdot \text{Tr}[\dots], \quad (11)$$

In each contribution there are five propagators, their denominators are denoted as $D_i (i = 1, 2, \dots, 5)$. The numerator represented in the above as $\text{Tr}[\dots]$ is a trace of product of γ -matrices. We scale the momentum $\vec{k}_{g\perp} = -\vec{P}_{h\perp}$ as at order of λ . and expand each contribution in λ . Since the transverse momenta are at order of λ , the leading order contributions comes from the integration region of k with k_\perp at order of λ or smaller, i.e., from the region with $\vec{k}_\perp \sim (\lambda, \lambda)$ or $\vec{k}_\perp \sim (\lambda^2, \lambda^2)$. Without performing the integration of k we can determine the order of λ of each contribution. We use d to denote the leading power of a contribution by setting its numerator as 1 and n as the leading power of its numerator. Hence the leading order of the contribution is at λ^{d+n} . It seems that without a detailed calculation of numerators it is unclear how to determine n . But we know $n \geq 1$. It is rather easy to determine d of each contribution by power counting. We find that only those diagrams have the leading power with $d = -4$. They are the interferences of Fig.1a to Fig.1f with Fig.1g in two momentum regions. One is the Glauber region:

$$k^\mu \sim (\lambda^2, \lambda^2, \lambda, \lambda), \quad k_g^\mu \sim (1, \lambda^2, \lambda, \lambda), \quad (12)$$

where the virtual gluon is a Glauber gluon. Another is the ultra-soft region:

$$k^\mu \sim (\lambda^2, \lambda^2, \lambda^2, \lambda^2), \quad k_g^\mu \sim (1, \lambda^2, \lambda, \lambda), \quad (13)$$

By calculating each numerator of each contribution we find that the leading contribution comes only from the interference of Fig.1a with Fig.1g with the virtual gluon as a Glauber gluon. It is at λ^{-3} . All other contributions to $F_T^{(1)}$ are at orders higher than λ^{-3} . It is constructive to discuss here what will be

factorized into Siverson function. Because of the outgoing gluon is collinear to the initial quark as indicated in Eq.(12), the Glauber region of the virtual gluon in Fig.1a corresponds the collinear region of the gluon emitted by the initial quark. This gluon is collinear to the initial quark and has the final state interaction with the outgoing quark through an exchange of a Glauber gluon. We will find in our calculation of the Siverson function in Fig.2a, the emission of the collinear gluon and the final state interaction is correctly contained in the Siverson function. It is straightforward to obtain the leading contribution:

$$F_T^{(1)}(x_B, z_h, P_{h\perp}) = -\frac{m\alpha_s^2(N_C^2 - 1)}{8\pi^2} \frac{\delta(1 - z_h)x_B(1 - x_B)}{|\vec{P}_{h\perp}|(P_{h\perp}^2 + m^2(1 - x_B)^2)} \ln\left(\frac{m^2(1 - x_B)^2}{P_{h\perp}^2 + m^2(1 - x_B)^2}\right). \quad (14)$$

To verify the factorization formula in Eq.(9) we consider Siverson function of the same target as a quark with the momentum P and the transverse polarization s_\perp . In order to generate nonzero k_\perp and an absorptive part, one needs exchange of two gluons at leading order. Nonzero absorptive parts in the amplitude can be found by cutting diagrams. The contributions at leading order of α_s are given by the interference of diagrams given in Fig.2.

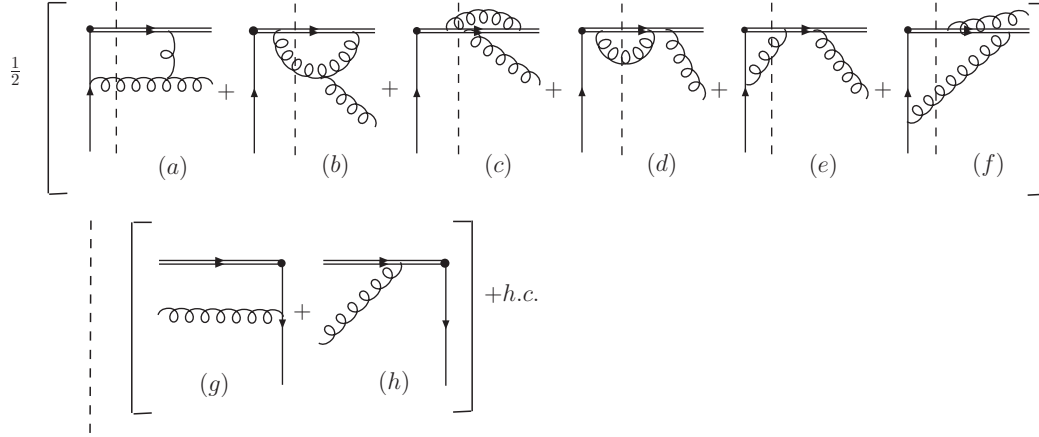


Figure 2: Diagrams for the contributions to Siverson function. The broken lines are cuts. The double lines represent the gauge links.

In Fig.2 the diagrams in the first row have an absorptive part indicated by the cut. It should be noted that the gauge link here is pointing to the future representing a particle in the final state with an infinity-large $+$ -component of its momentum. Hence the energy flow is from left to right. This is different than the case in Drell-Yan processes, where the gauge link represents an incoming particle with an infinity-large $-$ -component of its momentum. This difference results in that the cut diagrams for Siverson function in SIDIS are different than those for Siverson function appearing in Drell-Yan processes. This can be seen by comparing Fig.2 here with Fig.1 and Fig.2 in [3]. Since we work at the leading order of α_s , we can take the limit $u^+ \ll u^-$ directly here. After taking the limit, the Siverson function receives the nonzero contribution only from the interference of Fig.2a with Fig.2g. This is also in correspondence to the case of $F_T^{(1)}$. The detailed calculation can be done similarly as done in [3]. We have:

$$q_\perp(x, k_\perp) = -\frac{\alpha_s^2(N_C^2 - 1)}{8\pi^2} \frac{mx(1 - x)}{k_\perp^2(k_\perp^2 + m^2(1 - x)^2)} \ln\left(\frac{m^2(1 - x)^2}{k_\perp^2 + m^2(1 - x)^2}\right). \quad (15)$$

This result has been also obtained in [30]. Comparing the Sivvers function for Drell-Yan processes in [3] we have the expected relation:

$$q_{\perp}(x, k_{\perp})|_{SIDIS} = -q_{\perp}(x, k_{\perp})|_{DY}, \quad (16)$$

although it looks different from the corresponding cutting diagrams. The leading result of $\hat{q}(x, p_{\perp})$ can be found in [8]:

$$\hat{q}(x, p_{\perp}) = \delta(1-x)\delta^2(\vec{p}_{\perp}). \quad (17)$$

With the partonic $F_T^{(1)}$ in Eq.(14) we verify the factorization formula for $F_T^{(1)}$ at the leading but nontrivial order of α_s .

Before turning to $F_T^{(2)}$, we briefly discuss the corresponding result for $F_T^{(1)}$ in the collinear factorization. The formal derivation can be found in [23, 27], where the perturbative coefficient in the factorization is obtained. With our partonic result for $F_T^{(1)}$ in Eq.(14) and that for the twist-3 matrix element calculated in [3], we find that the collinear factorization for $F_T^{(1)}$ is the same as for Drell-Yan processes given in [3], but with a perturbative coefficient different than that derived formally in [27]. In this factorization a twist-3 matrix element $T_F(x_1, x_2, \mu)$ defined in [20, 21] appears. With the result of $T_F(x_1, x_2, \mu)$ defined in [3] we have the collinear factorization:

$$F_T^{(1)}(x_B, z_h, P_{h\perp}) = \frac{\alpha_s N_c}{2\pi^2 P_{h\perp}^3} \int \frac{dy_1}{y_1} \frac{dy_2}{y_2} D(y_2) \delta(1-\xi_2) \frac{1}{(1-\xi_1)_+} x_B T_F(x_B, y_1, P_{h\perp}), \quad (18)$$

with $\xi_1 = x_B/y_1$, $\xi_2 = z_h/y_2$. In the above D is the standard fragmentation function in the collinear factorization. The same situation is also found in Drell-Yan processes[3]. With the result presented in this work it is difficult to see why $F_T^{(1)}$ derived from our partonic results takes a different factorization form than that derived with the diagram expansion at hadron level. In the collinear factorization for SSA [20, 21, 22, 23], there are three partons entering hard scattering in cut diagrams for the differential cross section. We have constructed a suitable state of massless partons in our later work[34] to study the difference, where there are also three partons entering hard scattering. We have found that the so-called soft-pole contributions do not exist at the leading order of α_s order and the gluon among the three partons is always transversely polarized. This can be the reason for the difference. Details can be found in [34].

4. Now we turn to $F_T^{(2)}$. In this case it becomes complicated because more than one diagram can give nonzero contribution and also the loop integrals have a collinear divergence. Since our purpose is to verify the factorization, we can first find the leading contributions to $F_T^{(2)}$ from Fig.1 without performing the loop integrals, and then find the corresponding contributions to Collins function to check the factorization. The possible contributions to Collins function are given by the diagrams in Fig.3. In Fig.3 each of these diagrams is in one-to-one correspondence to each of those in Fig.1, if one identifies the gauge link in Fig.3 as the initial quark line in Fig.1. The result for δq_{\perp} at leading order simply reads:

$$\delta q_T(x, k_{\perp}) = \delta(1-x)\delta^2(\vec{k}_{\perp}). \quad (19)$$

Let us look at the contribution from the interference of Fig.1a with Fig.1h. We denote the momentum of the gluon crossing the cut in Fig.1a as k . In this contribution the possible dominant contribution is with k_g in the region collinear to P_h , i.e., k_g^{μ} is scaled as $(\lambda^2, \mathcal{O}(1), \lambda, \lambda)$. With the power counting of the denominators and the integration measure of k we find the possible dominant contributions are from two regions of k . One is specified with k as collinear to k_g , another is with k scaled as $(\lambda^2, \lambda^2, \lambda^2, \lambda^2)$.

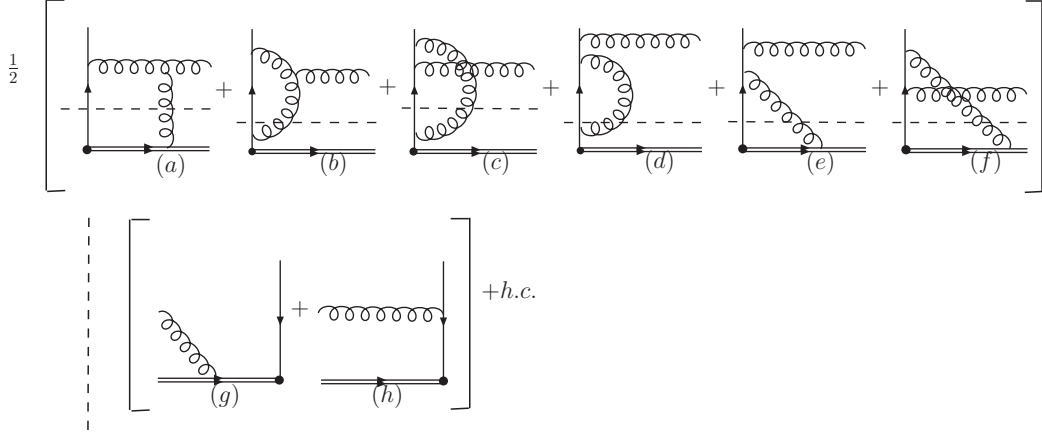


Figure 3: Diagrams for the contributions to Collins function. The broken lines are cuts. The double lines represent the gauge links.

Through calculating the corresponding trace in the numerator we find that the leading contribution to $W^{\mu\nu}$ is only from the collinear region. We extract the structure function $F_T^{(2)}$ as:

$$F_T^{(2)}|_{ah} = -\frac{m\alpha_s^2}{4\pi}(N_c^2 - 1)\frac{z_h\delta(1-x_B)}{|\vec{P}_{h\perp}|}\int\frac{d^4k}{(2\pi)^2}\delta(k^2)\delta((P_h+k_g-k)^2-m^2) \\ \cdot \frac{1}{P_h^-k^-}\frac{1}{(k_g-k)^2+i\varepsilon}\left[k^-(2k_g^- - k^- + 4P_h^-) - P_h^-\frac{\vec{k}_\perp\cdot\vec{k}_{g\perp}}{k_{g\perp}^2}(2k_g^- + k^-)\right] + \dots, \quad (20)$$

where the \dots denote the terms suppressed by the power λ or at higher orders of m^2 . The leading order of $F_T^{(2)}|_{ah}$ is at λ^{-3} with $d = -4$ and $n = 1$. In the above integral one can use the two δ -functions to perform the integration of k^+ and k^- . The integration over k_\perp is bound from the above because of the momentum conservation. We can extend the upper bound to infinity because we only need the leading order contribution. We also note that the above integral has a collinear divergence when k is collinear to k_g . The Collins function receives a contribution from the interference of Fig.3a with Fig.3h. This contribution corresponds to the above contribution $F_T^{(2)}|_{ah}$. Evaluating this contribution we have:

$$\delta\hat{q}(z_h, P_{h\perp})|_{ah} = -\frac{m\alpha_s^2}{4\pi}(N_c^2 - 1)\frac{z_h}{P_{h\perp}^2}\int\frac{d^4k}{(2\pi)^2}\delta(k^2)\delta((P_h+k_g-k)^2-m^2) \\ \cdot \frac{1}{P_h^-k^-}\frac{1}{(k_g-k)^2+i\varepsilon}\left[k^-(2k_g^- - k^- + 4P_h^-) - P_h^-\frac{\vec{k}_\perp\cdot\vec{k}_{g\perp}}{k_{g\perp}^2}(2k_g^- + k^-)\right]. \quad (21)$$

Comparing the above equations we find that the two contributions satisfy the factorization of $F_T^{(2)}$ in Eq.(9).

Inspecting other contributions to $F_T^{(2)}$ in Fig.1, we find that the following contributions are at higher order of λ : The interference of Fig.1g with Fig.1a, Fig.1d, Fig.1e and Fig.1f and the interference of Fig.1e with Fig.1h. Calculating the correspond diagrams in Fig.3 in the limit $v^+ \gg v^-$, we find that

the contributions to Collins function, corresponding to the above interferences, are zero. Calculating the remaining diagrams in Fig.1 similar to the interference of Fig.1a with Fig.1h, we find that the leading contributions can be factorized with the contributions to Collins function in Fig.3 in an one-to-one correspondence. Therefore, the factorization for $F_T^{(2)}$ in Eq.(9) is verified with our partonic state, although we have not obtained detailed results for $F_T^{(2)}$ and the Collins function with our parton states.

In e^+e^- -annihilations into hadrons, certain SSA is related to the Collins function which is different than the Collins function in SIDIS. In e^+e^- -annihilations the Collins function is defined by replacing the past-pointing gauge links in Eq.(8) with the future-pointing gauge links. It is interesting to ask if there is a relation between the two Collins function like the case with Sivers functions in Eq.(16). The relation for Sivers functions in Eq.(16) can be derived in general with Parity(P)- and Time(T)-reversal symmetry. However, it seems impossible to obtain a relation between two Collins functions with PT symmetries, because after PT-transformation the semi inclusive sum of out-states becomes the semi-inclusive sum of in-states. It is unclear how to relate a matrix element with such an in-state to that of the corresponding out-state[10]. In [10] it is proposed that one can use the future-pointing gauge links instead of the past-pointing gauge links in fragmentation functions to perform the factorization. The proposal has been examined at one-loop level and arguments beyond one-loop level have also been given[10]. This implies that the direction of the gauge links is irrelevant in the two Collins functions and they are the same.

Some model-calculations also have shown that the two Collins functions are the same[31, 32, 33]. In [33] it has been shown that the different directions of the gauge links in the case with one- and two gluon exchange make no difference in contributions to Collins functions. From our calculation we can also conclude at the considered order that the Collins functions are universal. The contributions in Fig.3 to the Collins function in SIDIS are with the past-pointing gauge link. This gauge link represents a particle with infinite $+$ -energy moving from right to left in Fig.3. If we change the gauge link into the future-pointing gauge link, the future-pointing gauge link represents a particle with infinite $+$ -energy moving from left to right. With the future-pointing gauge link, the cut for Fig.3b, Fig.3c and Fig.3d is the same and also there is no additional cut for these diagrams. Hence the contributions from Fig.3b, Fig.3c and Fig.3d are the same for two Collins functions. The contribution of Fig.3e to Collins functions is always zero. With the future-pointing gauge link, the two remaining diagrams, i.e., Fig.3a and Fig.3f can have 3 cuts. One of them is the same as given in Fig.3. This cut gives the same contribution. The additional two cuts are cutting the gauge link and other propagator. It is interesting that the contributions from the additional two cuts cancel each other. Similar cancelation of contributions from additional cuts by changing the direction of gauge links is also observed in a model-calculation[31]. Therefore, our result shows that the two Collins functions are the same at the considered order.

5. In this work we have verified the TMD factorization for SSA in SIDIS with partonic states at the leading order of α_s . Although it is at the leading order, but it is nontrivial as shown in this work. Two structure functions related to SSA has been examined. They take a factorized form in terms of TMD parton distributions and TMD parton fragmentation functions. The factorized form agrees with that derived formally. However, as in the case of Drell-Yan processes, we find that our partonic results satisfy a collinear factorization but with a perturbative coefficient different than that derived formally. In this work and [3] we have made attempts to check two factorization approaches with partonic states with a nonzero quark mass. It is worth to point out that the same results of SSA related to Sivers function can also be derived with massless partons as shown in our later work[34].

Acknowledgments

We thank Prof. X.D.Ji, J.W. Qiu and F. Yuan for helpful discussions. This work is supported by National Nature Science Foundation of P.R. China((No. 10721063,10575126).

References

- [1] U. D'Alesio and F. Murgia, Prog. Part. Nucl. Phys.**61** (2008) 394, e-Print: arXiv:0712.4328 [hep-ph].
- [2] G.L. Kane, J. Pumplin and W. Repko, Phys. Rev. Lett. **41** (1978) 1689, W.G.D. Dharmaratna and G.R. Goldstein, Phys. Rev. D**41** (1990) 1731, W. Bernreuther, J.P. Ma and T. Schroder, Phys. Lett. B**297** (1992) 318, W. Bernreuther, J.P. Ma and B.H.J. McKellar, Phys. Rev. D**51** (1995) 2475.
- [3] J.P. Ma and H.Z. Sang, JHEP 0811:090,2008, e-Print: arXiv:0809.4811.
- [4] D. Sivers, Phys. Rev. D**41** (1990) 83, Phys. Rev. D**43** (1991) 261.
- [5] J. C. Collins, Nucl. Phys. B**396** (1993) 161, Phys. Lett. B**536** (2002) 43.
- [6] J.C. Collins and D.E. Soper, Nucl. Phys. B**193** (1981) 381, Nucl. Phys. B**213** (1983) 545(E), Nucl. Phys. B**197** (1982) 446, Nucl. Phys. B**194** (1982) 445.
- [7] J.C. Collins, D.E. Soper and G. Sterman, Nucl. Phys. B**250** (1985) 199.
- [8] X.D. Ji, J.P. Ma and F. Yuan, Phys. Rev. D**71** (2005) 034005, Phys. Lett. B**597** (2004) 299.
- [9] X.D. Ji, J.P. Ma and F. Yuan, JHEP 0507:020,2005, hep-ph/0503015
- [10] J.C. Collins and A. Metz, Phys. Rev. Lett. **93** 252001.
- [11] S.J. Brodsky, D.S. Hwang and I. Schmidt, Phys. Lett. B**530** (2002) 99, arXiv: hep-ph/0201296.
- [12] X.D. Ji and F. Yuan, Phys. Lett. B**543** (2002) 66, A.V. Belitsky, X.D. Ji and F. Yuan, Nucl. Phys. B**656** (2003) 165.
- [13] D. Boer and P. J. Mulders, Phys. Rev. D**57** (1998) 5780, P.J. Mulders and R.D. Tangerman, Nucl. Phys. B**461** (1996) 197, Nucl. Phys. B**484** (1997) 538(E).
- [14] D. Boer, P.J. Mulders and F. Pijlman, Nucl. Phys. B**667** (2003) 201.
- [15] M. Anselmino, M. Boglione and F. Murgia, Phys. Lett. B**362** (1995) 164; M. Anselmino and F. Murgia, Phys. Lett. B**442** (1998) 470; M. Anselmino and F. Murgia, Phys. Lett. B**483** (2000) 74; M. Anselmino, U. D'Alesio and F. Murgia, Phys.Rev. D**67** (2003) 074010, U. D'Alesio and F. Murgia, Phys. Rev. D**70** (2004) 074009, Anselmino, *et al.*, Phys. Rev. D**73** (2006) 014020.
- [16] P. J. Mulders and R. D. Tangerman, Nucl. Phys. B**461** (1996) 197 [Erratum-ibid. B**484** (1997) 538]; D. Boer, Phys. Rev. D**60** (1999) 014012.
- [17] E. De Sanctis, W.D. Nowak and K.A. Oganessian, Phys. Lett. B**483** (2000) 69; V.A. Korotkov, W. D. Nowak and K.A. Oganessian, Eur. Phys. J. C**18** (2001) 639; K.A. Oganessian, N.Bianchi, E. De Sanctis and W.D. Nowak, Nucl. Phys. A**689** (2001) 784;

- [18] A.V. Efremov, K. Goeke, M. V. Polyakov and D. Urbano, Phys. Lett. B478 (2000) 94; A.V. Efremov, K. Goeke and P. Schweitzer, Eur. Phys. J. C24 (2002) 407, Nucl. Phys. A711 (2002) 84, Phys. Lett. B522 (2001) 37, Phys. Lett. B544 (2002) 389(E), Phys. Lett. B568 (2003) 63.
- [19] B. Q. Ma, I. Schmidt and J. J. Yang, Phys. Rev. D66 (2002) 094001, Phys. Rev. D65 (2002) 034010.
- [20] J.W. Qiu and G. Sterman, Phys. Rev. Lett **67** (1991) 2264, Nucl. Phys. B378 (1992) 52, Phys. Rev. D59 (1998) 014004.
- [21] A.V. Efremov and O.V. Teryaev, Sov. J. Nucl. Phys. **36** 1982 1, Phys. Lett. B150 (1985) 383.
- [22] Y. Kanazawa and Y. Koike, Phys. Lett. B478 (2000) 121, Phys.Rev. D64 (2001) 034019.
- [23] H. Eguchi, Y. Koike and K. Tanaka, Nucl. Phys. B752 (2006) 1, e-Print: hep-ph/0604003, Nucl. Phys. B763 (2007) 198, e-Print: hep-ph/0610314.
- [24] J.W. Qiu, W. Vogelsang and F. Yuan, Phys. Lett. B650 (2007) 373, e-Print: arXiv:0704.1153, Phys. Rev. D76 (2007) 074029, e-Print: arXiv:0706.1196, Z.-B Kang and J.W Qiu, Phys.Rev. D78 (2008) 034005, e-Print: arXiv:0806.1970.
- [25] F. Yuan, Phys. Rev. D78 (2008) 014024, e-Print: arXiv:0801.4357, C.J. Bomhof, P.J. Mulders, W. Vogelsang and F. Yuan, Phys.Rev.D75 (2007) 074019, e-Print: hep-ph/0701277, C. Kouvaris, J.W. Qiu, W. Vogelsang and F. Yuan, Phys.Rev.D74 (2006) 114013, e-Print: hep-ph/0609238, J. Zhou, F. Yuan and Z.T. Liang, e-Print: arXiv:0808.3629, F. Yuan and J. Zhou, e-Print: arXiv:0806.1932.
- [26] X.D. Ji, J.W. Qiu, W. Vogelsang and F. Yuan, Phys. Rev. Lett. **97** (2006) 082002, e-Print: hep-ph/0602239, Phys. Rev. D73 (2006) 094017, e-Print: hep-ph/0604023.
- [27] X.D. Ji, J.W. Qiu, W. Vogelsang and F. Yuan, Phys. Lett. B638 (2006) 178, e-Print: hep-ph/0604128, Y. Koike, W. Vogelsang and F. Yuan, Phys. Lett. B659 (2008) 878, e-Print: arXiv:0711.0636.
- [28] A. Bacchetta, *et. al.*, JHEP 0702:093 (2007), arXiv: hep-ph/0611265.
- [29] S. Meissner, A. Metz and K. Goeke, Phys. Rev. D76 (2007) 034002, arXiv: hep-ph/0703176.
- [30] K. Goeke, *et. al.*, Phys. Lett. B637 (2006) 241, arXiv: hep-ph/0601133.
- [31] A. Metz, Phys. Lett. B549 (2002) 139.
- [32] D. Armrath, A. Bacchetta and A. Metz, Phys. Rev. D71 (2005) 114018, L.P. Gamberg, G.R. Goldstein and K.A. Oganessyan, Phys. Rev. D68 (2003) 051501.
- [33] F. Yuan, Phys. Rev. D77 (2008) 074019.
- [34] H.G. Cao, J.P. Ma, and H.Z. Sang, e-Print: arXiv:0901.2966 [hep-ph].