

# Perspective of Galactic dark matter subhalo detection on Fermi/GLAST from the EGRET observation

Qiang Yuan<sup>1</sup>, Xiao-Jun Bi<sup>1,2</sup> and Juan Zhang<sup>1</sup>

<sup>1</sup>*Key Laboratory of Particle Astrophysics, Institute of High Energy Physics, Chinese Academy of Sciences, Beijing 100049, P.R.China*

<sup>2</sup>*Center for High Energy Physics, Peking University, Beijing 100871, P.R.China*

## ABSTRACT

The perspective of detectability of Galactic dark matter subhaloes on the Fermi satellite is investigated in this work. Under the assumptions that dark matter annihilation accounts for the “GeV excess” of the Galactic diffuse  $\gamma$ -rays discovered by EGRET and the  $\gamma$ -ray flux is dominated by the contribution from subhaloes of dark matter, we calculate the expected number of dark matter subhaloes that Fermi may detect. We show that Fermi may detect a few tens to several hundred subhaloes in 1-year all sky survey. Since EGRET observation is taken as a normalization, this prediction is independent of the particle physical property of dark matter. The uncertainties of the prediction are discussed in detail. We find that the major uncertainty comes from the mass function of subhaloes, i.e., whether the subhaloes are “point like” (high-mass rich) or “diffuse like” (low-mass rich). Other uncertainties like the background estimation and the observational errors will contribute a factor of  $2 \sim 3$ .

*Subject headings:* dark matter — Galaxy: structure — galaxies: haloes — gamma rays: theory

## 1. Introduction

Dark matter (DM) problem is one of the most important issues in modern physics and cosmology. Unfortunately, several decades after the discovery of DM, the nature of the DM particle is still unclear. To identify the DM particles, it is necessary to “see” them in particle physics experiments beyond the gravitational measurements. There are usually three types of experiments suggested to capture the DM particles. The first one is to produce DM particle pairs by high energy particle collision at colliders such as the forthcoming Large Hadron Collider (LHC, Drees et al. 2001; Feng et al. 2006; Baer & Tata 2008;

Kane & Watson 2008). The second method is the so-called *direct search* of DM particle by looking for the signals when DM scattering off the detector nuclei (Bednyakov et al. 1994; Bernabei et al. 1999; Muñoz 2004; Trotta et al. 2007), which is thought to be the most direct way to show the existence and understand the property of DM particle. Finally the *indirect search* of DM annihilation products in cosmic rays (CR) including  $\gamma$ -rays (Bouquet et al. 1989; Bergström et al. 2001; Elsässer & Mannheim 2005; de Boer et al. 2005), anti-particles (Baltz et al. 2002; Donato et al. 2004, 2008) and neutrinos (Albuquerque et al. 2001; Barger et al. 2002; Halzen & Hooper 2006; Barger et al. 2008), is also an important complementary method for DM searches.

Among the annihilation products,  $\gamma$ -rays are the most attractive ones for detection. Comparing with neutrinos,  $\gamma$ -rays are easier to be recorded; while comparing with charged anti-particles,  $\gamma$ -rays will not be deflected by the magnetic field and can trace back to the sites where the annihilation takes place. In this work we focus on the  $\gamma$ -rays from DM annihilation.

It is known that DM annihilation products are proportional to the density square of DM distributions. Therefore the highly concentrated regions are good sites for DM searches. Theoretically there are many such sites proposed to search for DM, such as the Galactic center (e.g., Gondolo & Silk 1999; Merritt et al. 2002; Cesarini 2003; Cesarini et al. 2004; Dodelson et al. 2008), DM substructures (Bi 2006, 2007; Diemand et al. 2007; Yuan & Bi 2007; Pieri et al. 2008), dwarf galaxies (Hooper et al. 2004; Bi et al. 2006; Colafrancesco et al. 2007; Strigari et al. 2007), and the mini-spikes (Bertone et al. 2005; Fornasa et al. 2007; Brun et al. 2007). It has been recognized that DM subhaloes have several advantages for DM searches when comparing with other sites (Bi 2007; Wai 2007). Firstly, the subhaloes distribute isotropically in the Galactic halo, and can easily locate in a low background environment away from the Galactic plane. Secondly, the subhalo may well decouple with baryon matter and give clean DM signals. Thirdly, large number of subhaloes can provide us the possibility for statistical study. Therefore to draw attention to the signals from DM subhaloes should be a very important aspect for DM *indirect searches*.

From the observational point of view, the Energetic Gamma Ray Experiment Telescope (EGRET) on board the satellite Compton Gamma Ray Observatory (CGRO) surveyed the high energy  $\gamma$ -ray sky in 30 MeV–30 GeV, and discovered 271 sources (Hartman et al. 1999) and measured the all-sky diffuse  $\gamma$ -ray emission (Hunter et al. 1997; Cillis & Hartman 2005). Among the 271 sources of the third EGRET catalog, only 101 ones are identified as known sources. There are additional 48 sources are suggested to be associated with possible counterparts. A substantial fraction with over 120 sources is still unidentified. DM subhaloes are thought to possibly contribute a population of such unidentified sources,

however, analysis of the luminosity and spatial distributions showed that no more than  $\sim 20$  sources can be attributed to DM clumps (Flix et al. 2005; Siegal-Gaskins et al. 2007). While for the Galactic diffuse  $\gamma$ -ray emission, the spectra show an “excess” at energy  $\sim$  GeV compared with that the conventional CR model predicted (Hunter et al. 1997). An appealing interpretation of the “GeV excess” is DM annihilation (de Boer et al. 2005; de Boer 2005, 2007). By fitting the all sky diffuse  $\gamma$ -ray distributions, de Boer et al. (2005) found that the observations can be well reproduced by 50–70 GeV supersymmetric DM annihilation with an isothermal halo distribution and two additional ring-like structures. However, to account for the “GeV excess” of the diffuse  $\gamma$ -rays a “boost factor” of  $\sim 100$  is needed, which is thought to be from the enhancement of annihilation rate by DM subhaloes. Bi et al. (2008a,b) have constructed a realistic model to explain both the diffuse  $\gamma$ -ray and CR observations. In their works the “boost factor” is calculated due to the results of N-body simulations. It is found that very clumpy DM profile is necessary to contribute such large “boost factor”. In order to further test this scenario we have to turn to the instrument with higher sensitivity, such as the newly launched Fermi satellite<sup>1</sup>, which will follow the footsteps of CGRO-EGRET to explore the high energy  $\gamma$ -ray sky. The Fermi-LAT (Large Area Telescope) is a high quality instrument with larger field-of-view ( $\sim 2.5$  sr), wider energy bands (10 MeV–300 GeV) and higher sensitivity ( $\sim 50$  times better than EGRET) comparing with EGRET. It will be able to improve the sensitivity of *indirect search* of DM annihilation greatly.

Considering the advantages of detecting DM annihilation from the Galactic subhaloes, it is now one of the most prominent scientific goals to search for DM subhaloes by Fermi. The perspective of DM detection from subhaloes on the Fermi satellite has been discussed extensively in literatures (e.g., Morselli et al. 2002; Peirani et al. 2004; Morselli 2006; Bi 2007; Wai & GLAST Lat Collaboration 2007; Kuhlen et al. 2008; Baltz et al. 2008). Assuming a specific DM model, Baltz et al. (2008) claimed that for 5-year exposure Fermi might detect  $\sim 10$  DM satellites (subhaloes) with significance  $> 5\sigma$ . Kuhlen et al. (2008) found that based on the numerical simulation of DM distributions the number of subhaloes Fermi might detect was from a few to several dozens depended on the subhalo boost factor and DM annihilation parameters. Bertone et al. (2005) showed that DM annihilation around intermediate mass black holes (mini-spikes) might be a population of bright sources of  $\gamma$ -rays. However, all of these kinds of studies depend sensitively on the particle physical model of DM particles and suffer large uncertainties.

In the present work we try to investigate the performance of DM subhalo detection on Fermi, under the assumptions that the EGRET “GeV excess” comes from DM annihilation

---

<sup>1</sup><http://glast.gsfc.nasa.gov/>

and the DM induced  $\gamma$ -ray emission is dominated by that from the subhaloes. Since the EGRET observation of diffuse  $\gamma$ -ray is adopted as a normalization, this prediction is expected to get rid of the uncertainties from DM annihilation cross section and  $\gamma$ -ray yield spectrum. The degeneracy between the normalization factor of DM subhaloes and the annihilation cross section is discussed. Furthermore we discuss the uncertainties of this prediction.

The outline of the paper is as follows. We first introduce the model of DM annihilation scenario to account for the EGRET “GeV excess” in Sec. 2. In Sec. 3 we give the prediction of detectable number of subhaloes at Fermi based on this model. The uncertainties of the prediction are carefully discussed in Sec. 4. Finally we give conclusion and discussion in Sec. 5.

## 2. The Model to account for the EGRET observations

One way to explain the EGRET “GeV excess” is the DM annihilation scenario (de Boer et al. 2005; de Boer 2005, 2007). This scenario has been extended to be a more realistic one to explain both the diffuse  $\gamma$ -ray and CR observations (Bi et al. 2008a,b). For the convenience of the discussion in this work, we base on the model of Bi et al. (2008a), however, the conclusion will not be limited in this detailed model. In the model of (Bi et al. 2008a), the background  $\gamma$ -rays are calculated using the package GALPROP (Strong & Moskalenko 1998; Strong et al. 2000). The parameters of GALPROP are adjusted to reproduce the EGRET data and the CR observations, especially the antiproton data, after including the contribution from DM annihilation. In Fig.1 we show the differences between the observational spectra by EGRET and the predicted background (including the extra-galactic component) at different sky regions. The six sky regions are defined follow Strong et al. (2004): region A corresponds to the inner Galaxy with  $0^\circ < l < 30^\circ$ ,  $330^\circ < l < 360^\circ$  and  $|b| < 5^\circ$ ; region B is the Galactic plane excluding region A with  $30^\circ < l < 330^\circ$  and  $|b| < 5^\circ$ ; C is the outer Galaxy with  $90^\circ < l < 270^\circ$  and  $|b| < 10^\circ$ ; regions D, E, F cover the medium and high latitudes at all longitudes with  $10^\circ < |b| < 20^\circ$ ,  $20^\circ < |b| < 60^\circ$  and  $60^\circ < |b| < 90^\circ$  respectively. From the figure we notice that the differences of the spectra at different regions are very similar, which implies that there may be some common origins of the lacked  $\gamma$ -rays, for example the DM annihilation (de Boer et al. 2005; de Boer 2005, 2007).

The diffuse  $\gamma$ -ray fluxes from DM annihilation are determined by two factors: the “particle factor” which describes the particle physics property of DM particles and the “astrophysics factor” which describes the spatial distribution of DM. In Bi et al. (2008a) the “particle factor” is calculated under the framework of the minimal supersymmetric extension of the standard model (MSSM, Jungman et al. 1996). The lightest particle neutralino

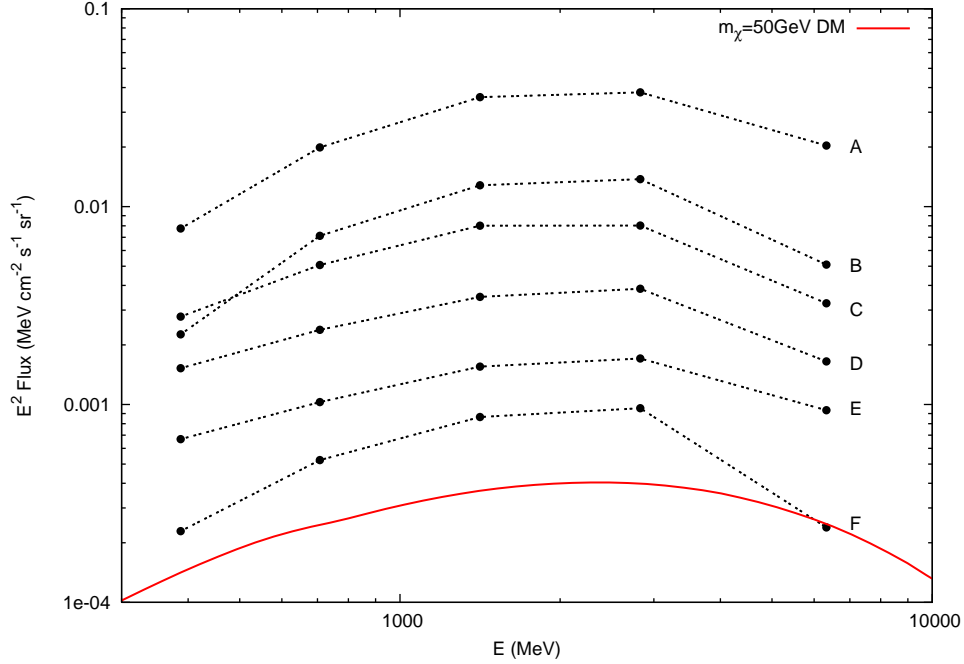


Fig. 1.— The differences between the observational EGRET fluxes and the CR induced  $\gamma$ -rays predicted from GALPROP. Similar shapes of different sky regions indicate a common origin of the excess. The solid line shows the DM annihilation spectrum (with arbitrary normalization) for neutralino with mass 50 GeV.

in MSSM is adopted as the DM particle<sup>2</sup>. The annihilation cross section and  $\gamma$ -ray production spectrum are calculated using DarkSUSY<sup>3</sup>, a package for MSSM DM calculation (Gondolo et al. 2004). A random scan in the MSSM parameter space is performed and the adopted models are chosen to satisfy the relic density constraint and give large  $\gamma$ -ray fluxes. The annihilation spectrum for the neutralino with mass  $m_\chi \approx 50$  GeV, as shown in Fig.1, is found to be in good agreement with the observations.

The “astrophysics factor” is mainly determined according to the numerical simulation of DM distribution. High resolution simulations show that a fraction of 10%  $\sim$  20% of the total mass survives in the self-bound substructures (Tormen et al. 1998; Moore et al. 1999a; Ghigna et al. 2000; Zentner & Bullock 2003; De Lucia et al. 2004; Diemand et al. 2005). The substructures of DM can effectively enhance the annihilation signals (Bi 2006; Yuan & Bi 2007, see also the assertion of Lavalley et al. (2008)). The number density distri-

<sup>2</sup>However, it will be shown in the following that this assumption can be relaxed in the present work.

<sup>3</sup><http://www.physto.se/~edsjo/darksusy/>

bution of subhaloes from simulation can be fitted by an isothermal spatial distribution and a power-law mass function

$$\frac{dN}{dm_{\text{sub}} \cdot 4\pi r^2 dr} = N_0 \left( \frac{m_{\text{sub}}}{M_{\text{vir}}} \right)^{-\alpha} \frac{1}{1 + (r/r_{\text{H}})^2}, \quad (1)$$

where  $M_{\text{vir}} \approx 10^{12} M_{\odot}$  is the virial mass of the Galaxy,  $r_{\text{H}} \approx 0.14r_{\text{vir}} = 29\text{kpc}$  is the core radius of the distribution of subhaloes (Diemand et al. 2004), and  $N_0$  is the normalization factor determined by the total mass of subhaloes. The slope  $\alpha$  varies from 1.7 to 2.1 in various works (Moore et al. 1999a; Ghigna et al. 2000; Helmi et al. 2002; De Lucia et al. 2004; Gao et al. 2004; Shaw et al. 2006). The intermediate value  $\alpha \approx 1.9$  is favored by the recent highest resolution simulation Via Lactea (Madau et al. 2008). In Bi et al. (2008a)  $\alpha = 1.9$  is adopted. The masses of subhaloes range from the minimum  $\sim 10^{-6} M_{\odot}$  which is close to the free-streaming mass (Diemand et al. 2005; Hofmann et al. 2001; Chen et al. 2001) to the maximum about  $0.01M_{\text{vir}}$ . The DM density distribution inside the subhalo follows a  $\gamma$  profile  $\rho(r) = \frac{\rho_s}{(r/r_s)^\gamma (1+r/r_s)^{3-\gamma}}$  with  $\gamma = 1.7$ , which is steeper in the center than the NFW type ( $\propto r^{-1}$ , Navarro et al. 1997) and Moore type ( $\propto r^{-1.5}$ , Moore et al. 1999b). A steeper inner slope for small mass halo is suggested by numerical simulations (Reed et al. 2005; Diemand et al. 2006). The profile parameters  $r_s$  and  $\rho_s$  are determined according to the halo mass  $M_{\text{vir}}$  and the concentration parameter  $c_{\text{vir}}$  (Bullock et al. 2001; Yin et al. 2008). The  $c_{\text{vir}} - M_{\text{vir}}$  relation is adopted as the model of Bullock et al. (2001). Finally the central density of a subhalo is truncated at a certain radius to avoid the divergence. A characteristic radius  $r_{\text{cut}}$  is introduced within which the DM density is kept a constant  $\rho_{\text{max}}$  due to the balance between the annihilation rate and the in-falling rate of DM (Berezinsky et al. 1992). Typically we have  $\rho_{\text{max}} = 10^{18} \sim 10^{19} M_{\odot} \text{ kpc}^{-3}$  (Lavalley et al. 2008).

This configuration of DM distribution is then used to calculate the diffuse  $\gamma$ -ray emission. Taking  $\rho_{\text{max}} = 10^{19} M_{\odot} \text{ kpc}^{-3}$  and subhalo mass fraction 20%<sup>4</sup> we find that the result can well reproduce the high latitude observation by EGRET (i.e., F region). It can be noted from Fig.2 of Bi et al. (2008a) that for the direction far away from the Galactic center the contribution to  $\gamma$ -rays from subhaloes dominates which from the smooth halo. For example at the Galactic pole direction  $b = \pm 90^\circ$ , the ratio of the astrophysics factors between the subhaloes and smooth halo is  $f = \Phi_{\text{sub}}/\Phi_{\text{sm}} \approx 10^2$ , which is consistent with the requirement of a boost factor  $\sim 100$  of de Boer et al. (2005). For other sky regions especially for the Galactic plane regions, the enhancement of subhaloes is not enough, and two additional DM rings are needed (de Boer et al. 2005). The overall results including the DM rings are well consistent with the observations.

---

<sup>4</sup>Note that the parameter adoption is a bit different from Bi et al. (2008a), where  $r_{\text{cut}}$  instead of  $\rho_{\text{max}}$  is used.

### 3. Detection performance of subhaloes on Fermi

In this section we calculate the  $\gamma$ -ray fluxes from massive DM subhaloes adopting the same DM model presented in Sec.2 and discuss the detectability of these  $\gamma$ -ray sources at Fermi. The Monte-Carlo (MC) realization method is adopted to generate the DM subhaloes with mass  $\gtrsim 10^6 M_\odot$  in the Milky Way, following the distribution function Eq.(1). There are about  $1.5 \times 10^4$  subhaloes found with mass heavier than  $10^6 M_\odot$ . Totally 100 Milky Way like galaxies are generated. For each realization, we calculate the annihilation flux of each subhalo with energy threshold  $E_{\text{th}} = 100$  MeV and count the accumulative number as a function of the threshold flux  $\Phi$ . The result is shown in Fig.2.

The sensitivities of EGRET and Fermi for 1-year all-sky survey at  $5\sigma$  are  $5 \times 10^{-8}$  ph  $\text{cm}^{-2} \text{s}^{-1}$  ( $> 100$  MeV) (Morselli 2002) and  $4 \times 10^{-9}$  ph  $\text{cm}^{-2} \text{s}^{-1}$  ( $> 100$  MeV) respectively<sup>5</sup>, which are also shown in Fig.2. From the figure we get that the number of subhaloes EGRET can detect is  $18.7 \pm 4.4$ , which is consistent with the results of Flix et al. (2005) and Siegal-Gaskins et al. (2007). For Fermi, the detectable number is  $246.0 \pm 16.3$ , which is an order of magnitude more than EGRET. The scattering comes from different realizations. The probability distribution of the detectable numbers at Fermi is well fitted with a Gaussian distribution, as shown in Fig.3.

In Fig.2 the threshold energy of detector is adopted as 100 MeV. However, since the energy spectrum of DM annihilation is known, as shown in Fig.1, the detector performance can be optimized by taking a proper energy cut. In Fig.4 we show the ratio between the integral flux of DM annihilation spectrum and the integral sensitivity of Fermi (see footnote 5). The larger the ratio, the more efficient for DM detection. It can be seen that for the energy threshold  $E_{\text{th}} \approx 1$  GeV, the detectability is most optimized. We show that for  $E_{\text{th}} = 1$  GeV the number of subhaloes can be detected by Fermi is  $620.4 \pm 23.1$ . In the following of the paper we will adopt the optimized threshold energy  $E_{\text{th}} = 1$  GeV for discussion.

### 4. Uncertainties

In the previous section, we show our prediction of the detectable number of DM subhaloes on Fermi based on the observation of the Galactic diffuse  $\gamma$ -rays at EGRET. It is about 250 (or 620 for optimized energy cut) according to the model of Bi et al. (2008a). In this section we discuss the possible uncertainties of this prediction.

---

<sup>5</sup> [http://www-Fermi.slac.stanford.edu/software/IS/glast\\_lat\\_performance.htm](http://www-Fermi.slac.stanford.edu/software/IS/glast_lat_performance.htm)

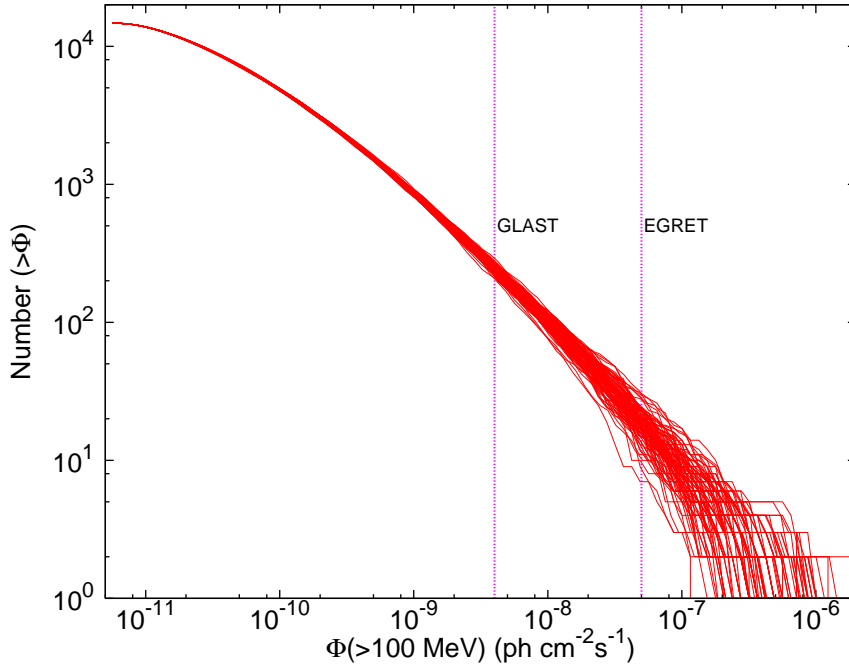


Fig. 2.— The accumulative number of subhaloes as a function of integral flux for energy threshold  $E_{\text{th}} = 100$  MeV. The two vertical lines show the sensitivities of EGRET and Fermi.

#### 4.1. Particle factor

There are two quantities in the particle factor to affect the annihilation flux: the velocity weighted averaged cross section  $\langle\sigma v\rangle$  and the  $\gamma$ -ray production spectrum per annihilation  $dN/dE$ . In de Boer et al. (2005) and Bi et al. (2008a), the neutralino is adopted as the DM particle.  $\langle\sigma v\rangle$  and  $dN/dE$  are calculated under the MSSM model. However, from Fig.1 it can be seen that the annihilation spectrum is fixed by the “gaps” between the observations and the background, and is independent with the DM particle models. We find that if we adopt a model independent spectrum by averaging the spectra of the 6 sky regions (normalized by the maximum value and extrapolate logarithmically to higher and lower energies) instead of the spectrum from neutralino annihilation, the results are almost the same.

The annihilation cross section  $\langle\sigma v\rangle$  will affect the absolute flux of  $\gamma$ -rays. Since the absolute flux is determined by the EGRET observation, there is degeneracy between the cross section and the astrophysics factor. That is to say, a smaller cross section  $\langle\sigma v\rangle$  needs to be compensated by a larger astrophysics factor. Therefore, if the total number of the DM subhaloes maintains the same, varying  $\langle\sigma v\rangle$  is not expected to change the detectability of DM subhaloes significantly. We will show in the next section that even the normalization of the total number changes, the conclusion still holds. However, it should be pointed out



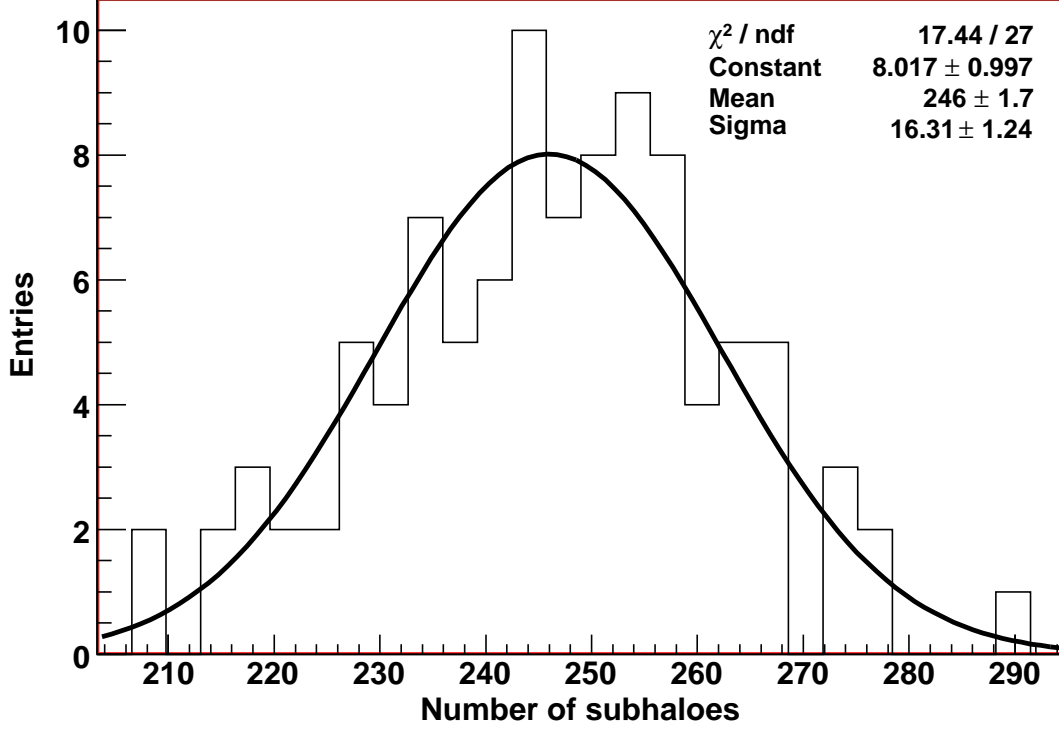


Fig. 3.— Distribution of the detectable numbers of DM subhalo at Fermi due to various realizations. Solid line is the best fitting Gaussian function.

that, if  $\langle \sigma v \rangle$  is so large that the smooth contribution dominates the  $\gamma$ -ray emission from DM annihilation (i.e.,  $f = \Phi_{\text{sub}}/\Phi_{\text{sm}} \lesssim 1$ ), it will be more difficult to detect DM subhaloes.

## 4.2. Astrophysics factor

In the astrophysics factor, the normalization of number of subhaloes, the mass function of subhalo number distribution, the inner profile of DM subhalo and the concentration model may all lead to uncertainties of the predicted detectable number of subhaloes given in Sec.3. We now investigate these issues one by one in detail.

The normalization of the total number of subhaloes, i.e.,  $N_0$  of Eq.(1), is determined by the mass fraction of clumps in the Galactic halo. It shows relatively large uncertainty in different simulations. However, we find that even though the factor  $N_0$  is left free in the range of one or two orders of magnitude, the result of this work is still unchanged. The

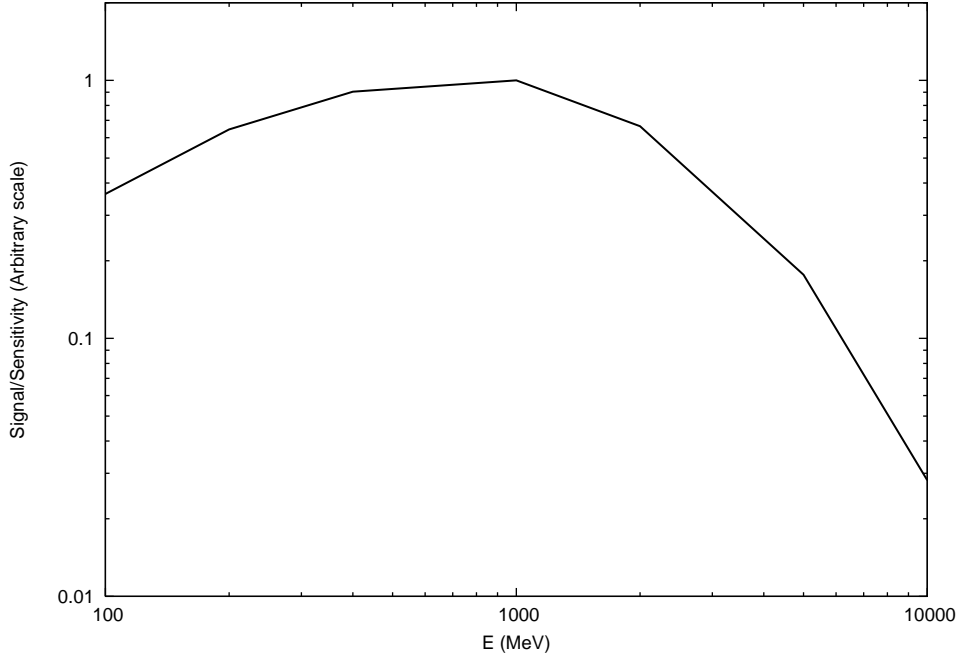


Fig. 4.— Integral signal from DM annihilation to sensitivity of Fermi ratio as a function of threshold energy.

reason is that in order to keep the  $\gamma$ -ray emission of region F unchanged, varying  $N_0$  by some factor needs to be compensated by the same factor of the annihilation flux of each subhalo (e.g., through the rescale of  $\langle\sigma v\rangle$ ). While from Fig.2 we can see that the cumulative number  $N(> \Phi) \propto \Phi^{-1}$ . It means that the change of  $N_0$  is equivalent to shift the curves in Fig.2 downward (or upward) while the change of  $\langle\sigma v\rangle$  shifts the curves rightward (or leftward) by the same factor. Therefore the number of subhaloes with flux higher than the sensitivity of Fermi will keep the same.

The index of the mass function  $\alpha$  in Eq. (1) will influence the mass distribution of subhaloes, and accordingly affect the  $N(> \Phi) \sim \Phi$  relation. If  $\alpha$  is smaller, the fraction of contribution to the diffuse  $\gamma$ -rays from high mass subhaloes becomes more important (see Fig.4 of Lavalley et al. 2008), so we can expect that the subhaloes with higher fluxes are richer. The expected numbers of subhaloes on Fermi for energy threshold 1 GeV, for different  $\alpha$  are listed in Table 1. For each case, we scale  $\langle\sigma v\rangle$  to recover the EGRET observation at region F. The inner DM profile  $\gamma = 1.7$ , the central maximum density  $\rho_{\max} = 10^{19} \text{ M}_{\odot} \text{ kpc}^{-3}$  and subhalo mass fraction 20% are kept unchanged <sup>6</sup>. It is shown that for different value of  $\alpha$  the

---

<sup>6</sup>The same treatment is also employed in the following discussion, i.e., we rescale  $\langle\sigma v\rangle$  to cancel the effect

results differ from each other significantly. The parameter  $\alpha$  decides the DM to be high mass rich (“point like”) or low mass rich (“diffuse like”), which is the key factor for the detection of DM subhaloes. It should be noted that for the cases  $\alpha = 1.7$  and  $1.8$ , the most luminous DM subhalo is even brighter than the brightest unidentified EGRET source (Hartman et al. 1999). In order not to break the constraint from the EGRET source catalog we find  $\alpha \gtrsim 1.9$ . The index of the mass function of subhaloes  $\alpha$  is actually the most important source of the uncertainties when predicting the detectability of DM annihilation from subhaloes.

The inner slope of DM subhalo can also result in slightly different mass dependence of the annihilation flux, which may also change the detection performance of subhaloes on Fermi. This effect is not very important. We show that for Moore profile,  $N_{\text{det}} = 410.8 \pm 20.0$ , and for NFW profile,  $N_{\text{det}} = 441.4 \pm 20.3$ . From Fig.3 of Yuan & Bi (2007) we can see that for  $\gamma = 1.7$  profile the fraction of DM annihilation luminosity from high mass subhaloes is more important than that of Moore or NFW profiles. Therefore the detectable number  $620.4 \pm 23.1$  for  $\gamma = 1.7$  profile (i.e., the benchmark model in this work), is some larger than that of NFW or Moore.

Finally, the concentration model adopted in Bi et al. (2008a) is from Bullock et al. (2001). At present there is no good determination about the subhalo concentration, especially for the low mass haloes which are beyond the resolution of simulations. As a comparison, using another concentration model from Eke et al. (2001) we find  $N_{\text{det}} = 794.6 \pm 26.3$ . The model of Eke et al. (2001) gives larger concentration (accordingly larger annihilation flux) of heavier halo, resulting in more detectable number of subhaloes.

### 4.3. Background estimation

The background  $\gamma$ -ray emission from CRs is calculated based on the conventional CR model. To discuss the uncertainty of the background calculation is very complicated due to

---

by the relevant changes and keep other settings unchanged as the benchmark model presented in Sec.2.

Table 1. Detectable number of DM subhaloes on Fermi for energy threshold 1 GeV

| $\alpha$ | 1.7             | 1.8           | 1.9              | 2.0              | 2.1            |
|----------|-----------------|---------------|------------------|------------------|----------------|
| Number   | $4068 \pm 32.8$ | $2147 \pm 40$ | $620.4 \pm 23.1$ | $110.9 \pm 10.5$ | $13.6 \pm 3.6$ |

the uncertainties of the inputs, including gas distribution in the Galaxy, interstellar radiation field, nuclear interaction cross section, CR measurements, CR source distribution, solar modulation and so on (Strong et al. 2004). However, many of these factors are degenerated. For example a lower gas density can be compensated by a higher CR source normalization. According to the CR and diffuse  $\gamma$ -ray measurements, the uncertainty can be limited to a few tens percent. Here we adopt a rough estimation of about  $20 \sim 30\%$  uncertainty on background  $\gamma$ -rays based on the model fitting of propagation parameters using B/C ratio data (Lionetto et al. 2005). If we change the background intensity by  $\pm 25\%$ , the corresponding DM contribution will change  $\sim \pm 50\%$  to compensate this variation. The detectable number of DM subhaloes will also change by  $\pm 50\%$ .

#### 4.4. Observational uncertainties

The systematic errors of EGRET are estimated as  $\sim 15\%$ . If the statistical errors of the photon counts are taken into account the errors are larger. It is shown that even the DM contribution varies  $\pm 50\%$ , the total  $\gamma$ -ray emission is still consistent with EGRET observation in  $1\sigma$  level. This will correspond to  $\sim 50\%$  uncertainty of the detectable number of DM subhaloes.

### 5. Conclusion and Discussion

In this work we study the detection performance of DM subhaloes on Fermi under the assumption that the “GeV excess” discovered by EGRET comes from the DM annihilation. Considering that EGRET being the precursor of Fermi it is quite natural to predict the perspective of Fermi based on the EGRET result. An additional assumption is that the exceeded part of diffuse  $\gamma$ -rays at high Galactic latitude is dominated by the contribution from DM subhaloes, i.e., DM subhaloes give a large boost factor. Then EGRET observation is used as a normalization and we get the detection perspective of DM subhaloes on Fermi. We find the possible detectable number of DM subhaloes is from a few tens to several hundred after 1-year operation of Fermi. For the favored value of the mass function slope of DM subhaloes  $\alpha \approx 1.9$  from recent highest resolution numerical simulation, there will be several hundred subhaloes can be seen.

This prediction has relatively large uncertainties. A major uncertainty comes from the mass function of DM subhaloes, which is not well determined from simulations. The mass function determines the ratio of  $\gamma$ -ray fluxes between low mass subhaloes and high mass

ones. If the mass function is steep, i.e., low mass subhaloes dominate the  $\gamma$ -ray emission, then the  $\gamma$ -ray sky will be more “diffuse like” and the detectable number of DM point sources decreases. Otherwise there will be more DM subhaloes can be detected. Our result shows that according to current knowledge about the mass function from numerical simulations the detectable number can vary by orders of magnitude. Other uncertainties from the inner property of DM subhalo, background estimation and the observational errors will totally contribute a factor of  $2 \sim 3$ . Different from previous studies on the DM *indirect search*, our result is independent of the particle physical property of DM particles.

In spite of the large uncertainties, our result shows that searching for DM subhaloes may be a promising way for the *indirect search* of DM on Fermi. It is believed that Fermi will open a new era in the DM study and greatly enrich our knowledge about DM.

We thank Li Ye for helpful discussion. This work is supported by the NSF of China under the grant Nos. 10575111, 10773011 and supported in part by the Chinese Academy of Sciences under the grant No. KJCX3-SYW-N2.

## REFERENCES

- Albuquerque, I. F. M., Hui, L., & Kolb, E. W. 2001, Phys. Rev. D, 64, 083504
- Baer, H. & Tata, X. 2008, ArXiv e-prints: 0805.1905
- Baltz, E. A., Berenji, B., Bertone, G., et al. 2008, Journal of Cosmology and Astro-Particle Physics, 7, 13
- Baltz, E. A., Edsjö, J., Freese, K., & Gondolo, P. 2002, Phys. Rev. D, 65, 063511
- Barger, V., Halzen, F., Hooper, D., & Kao, C. 2002, Phys. Rev. D, 65, 075022
- Barger, V., Keung, W.-Y., & Shaughnessy, G. 2008, Physics Letters B, 664, 190
- Bednyakov, V. A., Klapdor-Kleingrothaus, H. V., & Kovalenko, S. G. 1994, Physics Letters B, 329, 5
- Berezinsky, V. S., Gurevich, A. V., & Zybin, K. P. 1992, Physics Letters B, 294, 221
- Bergström, L., Edsjö, J., & Ullio, P. 2001, Physical Review Letters, 87, 251301
- Bernabei, R., Belli, P., Montecchia, F., et al. 1999, Physics Letters B, 450, 448

- Bertone, G., Zentner, A. R., & Silk, J. 2005, *Phys. Rev. D*, 72, 103517
- Bi, X. J. 2006, *Nuclear Physics B*, 741, 83
- Bi, X. J. 2007, *Physics Review D*, 76, 123511
- Bi, X.-J., Hu, H.-B., & Zhang, X. 2006, *European Physical Journal C*, 48, 627
- Bi, X. J., Zhang, J., & Yuan, Q. 2008a, *Phys. Rev. D*, 78, 043001
- Bi, X. J., Zhang, J., Yuan, Q., Zhang, J. L., & Zhao, H. S. 2008b, *Physics Letters B*, 668, 87
- Bouquet, A., Salati, P., & Silk, J. 1989, *Phys. Rev. D*, 40, 3168
- Brun, P., Bertone, G., Lavalle, J., Salati, P., & Taillet, R. 2007, *Phys. Rev. D*, 76, 083506
- Bullock, J. S., Kolatt, T. S., Sigad, Y., et al. 2001, *MNRAS*, 321, 559
- Cesarini, A. 2003, *Chinese Journal of Astronomy and Astrophysics Supplement*, 3, 305
- Cesarini, A., Fucito, F., Lionetto, A., Morselli, A., & Ullio, P. 2004, *Astroparticle Physics*, 21, 267
- Chen, X., Kamionkowski, M., & Zhang, X. 2001, *Phys. Rev. D*, 64, 021302
- Cillis, A. N. & Hartman, R. C. 2005, *ApJ*, 621, 291
- Colafrancesco, S., Profumo, S., & Ullio, P. 2007, *Phys. Rev. D*, 75, 023513
- de Boer, W. 2005, *New Astronomy Review*, 49, 213
- de Boer, W. 2007, *ArXiv e-prints*: 0711.1912
- de Boer, W., Sander, C., Zhukov, V., Gladyshev, A. V., & Kazakov, D. I. 2005, *A&A*, 444, 51
- De Lucia, G., Kauffmann, G., Springel, V., et al. 2004, *MNRAS*, 348, 333
- Diemand, J., Kuhlen, M., & Madau, P. 2006, *ApJ*, 649, 1
- Diemand, J., Kuhlen, M., & Madau, P. 2007, *ApJ*, 657, 262
- Diemand, J., Moore, B., & Stadel, J. 2004, *MNRAS*, 352, 535
- Diemand, J., Moore, B., & Stadel, J. 2005, *Nature*, 433, 389
- Dodelson, S., Hooper, D., & Serpico, P. D. 2008, *Phys. Rev. D*, 77, 063512

- Donato, F., Fornengo, N., & Maurin, D. 2008, *Phys. Rev. D*, 78, 043506
- Donato, F., Fornengo, N., Maurin, D., Salati, P., & Taillet, R. 2004, *Phys. Rev. D*, 69, 063501
- Drees, M., Kim, Y. G., Nojiri, M. M., et al. 2001, *Phys. Rev. D*, 63, 035008
- Eke, V. R., Navarro, J. F., & Steinmetz, M. 2001, *ApJ*, 554, 114
- Elsässer, D. & Mannheim, K. 2005, *Physical Review Letters*, 94, 171302
- Feng, J. L., Su, S., & Takayama, F. 2006, *Physical Review Letters*, 96, 151802
- Flix, J., Taylor, J. E., Martínez, M., et al. 2005, *Ap&SS*, 297, 299
- Fornasa, M., Taoso, M., & Bertone, G. 2007, *Phys. Rev. D*, 76, 043517
- Gao, L., White, S. D. M., Jenkins, A., Stoehr, F., & Springel, V. 2004, *MNRAS*, 355, 819
- Ghigna, S., Moore, B., Governato, F., et al. 2000, *ApJ*, 544, 616
- Gondolo, P., Edsjö, J., Ullio, P., et al. 2004, *Journal of Cosmology and Astro-Particle Physics*, 7, 8
- Gondolo, P. & Silk, J. 1999, *Physical Review Letters*, 83, 1719
- Halzen, F. & Hooper, D. 2006, *Phys. Rev. D*, 73, 123507
- Hartman, R. C., Bertsch, D. L., Bloom, S. D., et al. 1999, *ApJS*, 123, 79
- Helmi, A., White, S. D., & Springel, V. 2002, *Phys. Rev. D*, 66, 063502
- Hofmann, S., Schwarz, D. J., & Stöcker, H. 2001, *Phys. Rev. D*, 64, 083507
- Hooper, D., Ferrer, F., Boehm, C., et al. 2004, *Physical Review Letters*, 93, 161302
- Hunter, S. D., Bertsch, D. L., Catelli, J. R., et al. 1997, *ApJ*, 481, 205
- Jungman, G., Kamionkowski, M., & Griest, K. 1996, *Phys. Rep.*, 267, 195
- Kane, G. & Watson, S. 2008, *Modern Physics Letters A*, 23, 2103
- Kuhlen, M., Diemand, J., & Madau, P. 2008, *ApJ*, 686, 262
- Lavalle, J., Yuan, Q., Maurin, D., & Bi, X. J. 2008, *A&A*, 479, 427

- Lionetto, A. M., Morselli, A., & Zdravkovic, V. 2005, *Journal of Cosmology and Astro-Particle Physics*, 9, 10
- Madau, P., Diemand, J., & Kuhlen, M. 2008, *ApJ*, 679, 1260
- Merritt, D., Milosavljević, M., Verde, L., & Jimenez, R. 2002, *Physical Review Letters*, 88, 191301
- Moore, B., Ghigna, S., Governato, F., et al. 1999a, *ApJ*, 524, L19
- Moore, B., Quinn, T., Governato, F., Stadel, J., & Lake, G. 1999b, *MNRAS*, 310, 1147
- Morselli, A. 2002, *International Journal of Modern Physics A*, 17, 1829
- Morselli, A. 2006, *Chin. J. Astron. Astrophys. Suppl.*, 6, 349
- Morselli, A., Lionetto, A., Cesarini, A., Fucito, F., & Ullio, P. 2002, *Nuclear Physics B Proceedings Supplements*, 113, 213
- Muñoz, C. 2004, *International Journal of Modern Physics A*, 19, 3093
- Navarro, J. F., Frenk, C. S., & White, S. D. M. 1997, *ApJ*, 490, 493
- Peirani, S., Mohayaee, R., & de Freitas Pacheco, J. A. 2004, *Phys. Rev. D*, 70, 043503
- Pieri, L., Bertone, G., & Branchini, E. 2008, *MNRAS*, 384, 1627
- Reed, D., Governato, F., Verde, L., et al. 2005, *MNRAS*, 357, 82
- Shaw, L. D., Weller, J., Ostriker, J. P., & Bode, P. 2006, *ApJ*, 646, 815
- Siegal-Gaskins, J. M., Pavlidou, V., Olinto, A. V., Brown, C., & Fields, B. D. 2007, *ArXiv e-prints*: 0710.0874
- Strigari, L. E., Koushiappas, S. M., Bullock, J. S., & Kaplinghat, M. 2007, *Phys. Rev. D*, 75, 083526
- Strong, A. W. & Moskalenko, I. V. 1998, *ApJ*, 509, 212
- Strong, A. W., Moskalenko, I. V., & Reimer, O. 2000, *ApJ*, 537, 763
- Strong, A. W., Moskalenko, I. V., & Reimer, O. 2004, *ApJ*, 613, 962
- Tormen, G., Diaferio, A., & Syer, D. 1998, *MNRAS*, 299, 728
- Trotta, R., de Austri, R. R., & Roszkowski, L. 2007, *New Astronomy Review*, 51, 316



- Wai, L. & GLAST Lat Collaboration. 2007, in SUSY06: The 14th International Conference on Supersymmetry and the Unification of Fundamental Interactions, ed. J. L. Feng, 599
- Wai, L. L. 2007, in American Institute of Physics Conference Series, Vol. 921, The First GLAST Symposium, ed. S. Ritz, P. Michelson, & C. A. Meegan, 139–141
- Yin, P. F., Liu, J., Yuan, Q., Bi, X. J., & Zhu, S. H. 2008, Phys. Rev. D, 78, 065027
- Yuan, Q. & Bi, X. J. 2007, JCAP, 5, 1
- Zentner, A. R. & Bullock, J. S. 2003, ApJ, 598, 49