

# GRB060614: a “fake” short GRB from a merging binary system

L. Caito<sup>1,2</sup>, M.G. Bernardini<sup>1,2</sup>, C.L. Bianco<sup>1,2</sup>, M.G. Dainotti<sup>1,2</sup>, R. Guida<sup>1,2</sup>, and R. Ruffini<sup>1,2,3</sup>

<sup>1</sup> Dipartimento di Fisica, Università di Roma “La Sapienza”, Piazzale Aldo Moro 5, I-00185 Roma, Italy.

<sup>2</sup> ICRANet, Piazzale della Repubblica 10, I-65122 Pescara, Italy. E-mails: letizia.caito@icra.it; maria.bernardini@icra.it; bianco@icra.it; dainotti@icra.it; roberto.guida@icra.it; ruffini@icra.it

<sup>3</sup> ICRANet, Université de Nice Sophia Antipolis, Grand Château, BP 2135, 28, avenue de Valrose, 06103 NICE CEDEX 2, France.

## ABSTRACT

**Context.** GRB060614 observations by VLT and by Swift have infringed the traditionally accepted Gamma-Ray Burst (GRB) collapsar scenario that purports the origin of all long duration GRBs from Supernovae (SN). GRB060614 is the first nearby long duration GRB clearly not associated to a bright Ib/c SN. Moreover, its duration ( $T_{90} \sim 100$  s) makes it hardly classifiable as a short GRB. It presents strong similarities with GRB970228, the prototype of the new class of “fake” short GRBs that appear to originate from the coalescence of binary neutron stars or white dwarfs spiraled out into the galactic halo.

**Aims.** Within the “canonical” GRB scenario based on the “fireshell” model, we test if GRB060614 can be a “fake” or “disguised” short GRB. We model the traditionally called “prompt emission” and discriminate the signal originating from the gravitational collapse leading to the GRB from the process occurring in the CircumBurst Medium (CBM).

**Methods.** We fit GRB060614 light curves in Swift’s BAT (15 – 150 keV) and XRT (0.2 – 10 keV) energy bands. Within the fireshell model, light curves are formed by two well defined and different components: the Proper-GRB (P-GRB), emitted at the fireshell transparency, and the extended afterglow, due to the interaction between the leftover accelerated baryonic and leptonic shell and the CBM.

**Results.** We determine the two free parameters describing the GRB source within the fireshell model: the total  $e^\pm$  plasma energy ( $E_{\text{tot}}^e = 2.94 \times 10^{51}$  erg) and baryon loading ( $B = 2.8 \times 10^{-3}$ ). A small average CBM density  $\sim 10^{-3}$  particles/cm<sup>3</sup> is inferred, typical of galactic halos. The first spikelike emission is identified with the P-GRB and the following prolonged emission with the extended afterglow peak. We obtain very good agreement in the BAT (15 – 150 keV) energy band, in what is traditionally called “prompt emission”, and in the XRT (0.2 – 10 keV) one.

**Conclusions.** The *anomalous* GRB060614 finds a natural interpretation within our canonical GRB scenario: it is a “disguised” short GRB. The total time-integrated extended afterglow luminosity is greater than the P-GRB one, but its peak luminosity is smaller since it is deflated by the peculiarly low average CBM density of galactic halos. This result points to an old binary system, likely formed by a white dwarf and a neutron star, as the progenitor of GRB060614 and well justify the absence of an associated SN Ib/c. Particularly important for further studies of the final merging process are the temporal structures in the P-GRB down to 0.1 s.

**Key words.** gamma rays: bursts — black hole physics — (stars:) binaries: general — galaxies: halos

## 1. Introduction

GRB060614 (Gehrels et al., 2006; Mangano et al., 2007) has imposed to the general attention of the Gamma-Ray Burst’s (GRB’s) scientific community because it is the first clear example of a nearby ( $z = 0.125$ ), long GRB not associated with a bright Ib/c Supernova (SN) (Della Valle et al., 2006; Gal-Yam et al., 2006). It has been estimated that, if present, the SN-component should be about 200 times fainter than the archetypal SN 1998bw associated to GRB980425; moreover, it would also be fainter (at least 30 times) than any stripped-envelope SN ever observed (Richardson et al., 2006).

Within the standard scenario, long duration GRBs ( $T_{90} > 2$  s) are thought to be produced by SN events during the collapse of massive stars in star forming regions (“collapsar”, see Woosley, 1993). The observations of broad-lined and bright type Ib/c SNe associated with GRBs are often reported to favor this scenario (Woosley & Bloom, 2006, and references therein). The *ansatz* has been advanced that every long GRB should have a SN associated with it (Zhang et al., 2007). Consequently, in all nearby long GRBs ( $z \leq 1$ ) the SN emission should be observed.

For these reasons the case of GRB060614 is indeed revolutionary. Some obvious hypothesis have been proposed and

ruled out: the chance superposition with a galaxy at low redshift (Gal-Yam et al., 2006) and the strong dust obscuration and extinction (Fynbo et al., 2006). Appeal has been made to the possible occurrence of an unusually low luminosity stripped-envelope core-collapse SN (Della Valle et al., 2006).

The second novelty of GRB060614 is that it challenges the traditional separation between Long Soft GRBs and Short Hard GRBs. Traditionally (Klebesadel, 1992; Dezalay et al., 1992), the “short” GRBs have  $T_{90} < 2$  s, present an harder spectrum and negligible spectral lag, and are assumed to originate from merging of two compact objects, i.e. two neutron stars or a neutron star and a black hole (see e.g. Blinnikov et al., 1984; Paczynski, 1986; Goodman, 1986; Eichler et al., 1989; Piran, 2005; Meszaros, 2006, and references therein). GRB060614 lasts about one hundred seconds ( $T_{90} = (102 \pm 5)$  s; Gehrels et al., 2006), it fulfills the  $E_p^{\text{rest}} - E_{\text{iso}}$  correlation (Amati et al., 2007), and therefore it should be traditionally classified as a “long” GRB. However, its morphology is different from typical long GRBs, similar to the one of GRB050724, traditionally classified as a short GRB (Zhang et al., 2007; Piro, 2005). Its optical afterglow luminosity is intermediate between the traditional long and short ones (Kann et al., 2008). Its host galaxy has a moderate specific star formation rate

( $R_{\text{Host}} \approx 2M_{\text{sy}}^{-1}(L^*)^{-1}$ ,  $M_{\text{Host}} \approx -15.5$ ; Fynbo et al., 2006; Della Valle et al., 2006). The spectral lag in its light curves is very small or absent (Gehrels et al., 2006). All these features are typical of the short GRBs.

A third peculiarity of GRB060614 is that its 15–150 keV light curve presents a short, hard and multi-peaked episode (about 5 s). Such an episode is followed by a softer, prolonged emission that manifests a strong hard to soft evolution in the first 400 s of data (Mangano et al., 2007). The total fluence in the 15–150 keV energy band is  $F = (2.17 \pm 0.04) \times 10^{-5} \text{ erg/cm}^2$ , the 20% emitted during the initial spikelike emission, where the peak luminosity reaches the value of 300 keV before decreasing until 8 keV during the BAT-XRT overlap time (about 80 s).

These apparent contradictions find a natural explanation in the framework of the “fireshell” model<sup>1</sup>. Within the fireshell model, the occurrence of a GRB-SN is not a necessity. The origin of all GRBs is traced back to the formation of a black hole, either occurring in a single process of gravitational collapse, or in a binary system composed by a neutron star and a companion star evolved out of the main sequence, or in a merging binary system composed by neutron stars and/or white dwarfs in all possible combinations. The occurrence of a GRB-SN is indeed only one of the possibilities, linked, for example, to the process of “induced gravitational collapse” (Ruffini et al., 2001a, 2007b; Dainotti et al., 2007).

Within the “fireshell” model, the difference between the “short” and “long” GRBs does not rely uniquely on the time scale of the event, as in the traditional classification. It is theoretically explained by the fireshell baryon loading affecting the structure of the “canonical” GRB light curve. The “canonical” GRB light curve is indeed composed by a Proper-GRB (P-GRB, often labeled as “precursor”), emitted at the fireshell transparency, and an extended afterglow. The peak of such an extended afterglow is traditionally included in the prompt emission. The relative energetics of such two components and the temporal separation of the corresponding peaks are ruled by the fireshell baryon loading. In the limit of vanishing baryon loading all the GRB energy is emitted in the P-GRB: these are the “genuine” short GRBs (Ruffini et al., 2001b, 2008; Bernardini et al., 2007; Bianco et al., 2008a,b).

Within the “fireshell” model, in addition to the determination of the baryon loading, it is possible to infer a detailed description of the CircumBurst Medium (CBM), its average density and its porosity and filamentary structure, all the way from the black hole horizon to distance  $r \lesssim 10^{17} \text{ cm}$ . This corresponds to the prompt emission. This description is lacking in the traditional model based on the synchrotron emission. The attempt to use the internal shock model for the prompt emission (see e.g. Rees & Meszaros, 1994; Piran, 2005; Meszaros, 2006, and references therein) only applies to regions where  $r > 10^{17} \text{ cm}$  (Kumar & McMahon, 2008).

The aim of this paper is to show how the “fireshell” model can explain all the above mentioned GRB060614 peculiarities and solve the apparent contradictions. In doing so, we also infer constraints on the astrophysical nature of the GRB060614 progenitors. In turn, these conclusions lead to a new scenario for all GRBs. We can confirm a classification of GRBs in “genuine”

short, “fake” or “disguised” short, and, finally, all the remaining “canonical” GRBs. The connection between this new classification and the nature of GRB progenitors is quite different from the traditional one in the current literature.

In Sect. 2 we recall the main features of the fireshell model, relevant to the present analysis. In Sect. 3 we present the astrophysical scenario inferred by the “fireshell” model for the nature of GRB progenitors. In Sect. 4 we present and discuss the fit of the gapless GRB060614 light curves provided by the Swift satellite (Gehrels et al., 2004) in the BAT (15 – 150 keV) energy band, in what is traditionally called “prompt emission”, and in the XRT (0.2 – 10 keV) one, in the entire afterglow. In Sect. 5 we discuss some still open issues in the theoretical analysis. In Sect. 6 our general conclusions are presented.

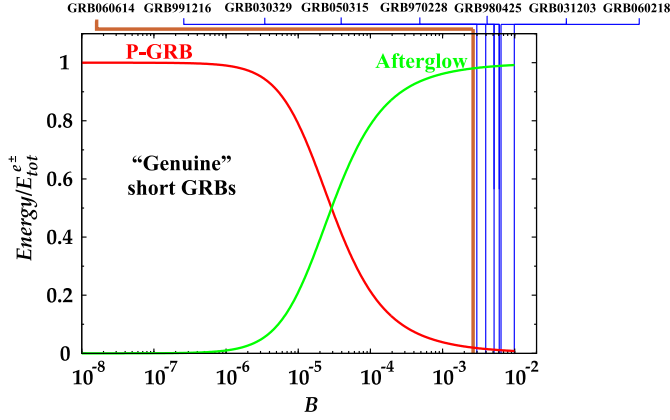
## 2. Brief reminder of the fireshell model

The black hole uniqueness theorem (see e.g. Ruffini & Wheeler, 1971) is at the very ground of the fact that it is possible to explain the different GRB features with a single theoretical model, over a range of energies spanning over 6 orders of magnitude. The fundamental point is that, independently of the fact that the progenitor of the gravitational collapse is represented by merging binaries composed by neutron stars and white dwarfs in all possible combinations, or by a single process of gravitational collapse, or by the process of “induced” gravitational collapse, the formed black hole is totally independent from the initial conditions and reaches the standard configuration of a Kerr-Newman black hole. It is well known that pair creation by vacuum polarization process can occur in a Kerr-Newman black hole (Damour & Ruffini, 1975; Ruffini et al., in press-b).

We consequently assume, within the fireshell model, that all GRBs originate from an optically thick  $e^\pm$  plasma with total energy  $E_{\text{tot}}^{e^\pm}$  in the range  $10^{49}$ – $10^{54}$  ergs and a temperature  $T$  in the range 1–4 MeV (Preparata et al., 1998). Such an  $e^\pm$  plasma has been widely adopted in the current literature (see e.g. Piran, 2005; Meszaros, 2006, and references therein). After an early expansion, the  $e^\pm$ -photon plasma reaches thermal equilibrium with the engulfed baryonic matter  $M_B$  described by the dimensionless parameter  $B = M_B c^2 / E_{\text{tot}}^{e^\pm}$ , that must be  $B < 10^{-2}$  (Ruffini et al., 1999, 2000). As the optically thick fireshell composed by  $e^\pm$ -photon-baryon plasma self-accelerate to ultrarelativistic velocities, it finally reaches the transparency condition. A flash of radiation is then emitted. This is the P-GRB (Ruffini et al., 2001b). Different current theoretical treatments of these early expansion phases of GRBs are compared and contrasted in Bianco et al. (2006b) and Ruffini et al. (2008). The amount of energy radiated in the P-GRB is only a fraction of the initial energy  $E_{\text{tot}}^{e^\pm}$ . The remaining energy is stored in the kinetic energy of the optically thin baryonic and leptonic matter fireshell that, by inelastic collisions with the CBM, gives rise to a multi-wavelength emission. This is the extended afterglow. It presents three different regimes: a rising part, a peak and a decaying tail. What is usually called “Prompt emission” in the current literature mixes the P-GRB with the raising part and the peak of the extended afterglow. Such an unjustified mixing of these components, originating from different physical processes, leads to difficulties in the current models of GRBs, and can as well be responsible for some of the intrinsic scatter observed in the Amati relation (Amati, 2006; Guida et al., 2008).

At the transparency point, the value of the  $B$  parameter rules the ratio between the energetics of the P-GRB and the kinetic energy of the baryonic and leptonic matter giving rise to the extended afterglow. It rules as well the time separation between

<sup>1</sup> We indicate here and in the following by the “fireshell” model the one we have consistently developed encompassing the three basic paradigms presented in Ruffini et al. (2001c,b,a) as well as all the technical developments in the emission process, in the equations of motion and in the relativistic treatment of the extended afterglow as summarized in Ruffini et al. (2007a).

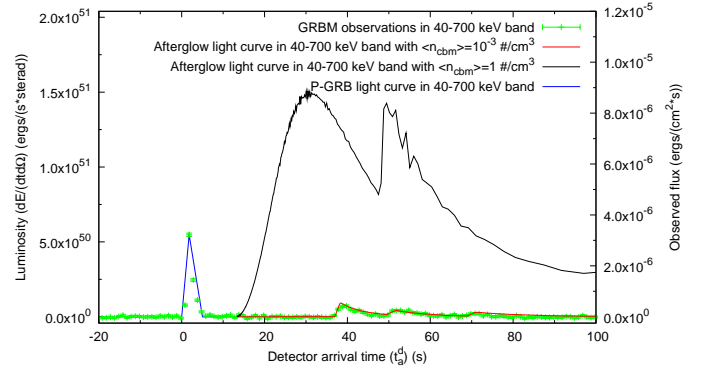


**Fig. 1.** Here the energies emitted in the P-GRB (red line) and in the extended afterglow (green line), in units of the total energy of the plasma, are plotted as functions of the  $B$  parameter. When  $B \lesssim 10^{-5}$ , the P-GRB becomes predominant over the extended afterglow, giving rise to a “genuine” short GRB. In the figure are also marked in blue the values of the  $B$  parameters corresponding to some GRBs we analyzed, all belonging to the class of long GRBs, together with the GRB060614 one (thick brown line).

the corresponding peaks (Ruffini et al., 2001b, 2008). Within our classification a canonical GRB for baryon loading  $B \lesssim 10^{-5}$  has the P-GRB component energetically dominant over the extended afterglow (see Fig. 1). In the limit  $B \rightarrow 0$  it gives rise to a “genuine” short GRB. Otherwise, when  $10^{-4} \lesssim B \lesssim 10^{-2}$ , the kinetic energy of the baryonic and leptonic matter, and consequently the emission of the extended afterglow, is dominant with respect to the P-GRB (Ruffini et al., 2001b, 2008; Bernardini et al., 2007; Bianco et al., 2008c).

The extended afterglow luminosity in the different energy bands is governed by two quantities associated to the environment. Within the fireshell model, these are the effective CBM density profile,  $n_{cbm}$ , and the ratio between the effective emitting area  $A_{eff}$  and the total area  $A_{tot}$  of the expanding baryonic and leptonic shell,  $\mathcal{R} = A_{eff}/A_{tot}$ . This last parameter takes into account the CBM filamentary structure (Ruffini et al., 2004, 2005a) and the possible occurrence of a fragmentation in the shell (Dainotti et al., 2007). In our hypothesis, the emission from the baryonic and leptonic matter shell is spherically symmetric. This allows us to assume, in a first approximation, a modeling of thin spherical shells for the CBM distribution and consequently to consider just its radial dependence (Ruffini et al., 2002). The emission process is postulated to be thermal in the co-moving frame of the shell (Ruffini et al., 2004). The observed GRB non-thermal spectral shape is due to the convolution of an infinite number of thermal spectra with different temperatures and different Lorentz and Doppler factors. Such a convolution is to be performed over the surfaces of constant arrival time of the photons at the detector (EQuiTemporal Surfaces, EQTSs; Bianco & Ruffini, 2005) encompassing the whole observation time (Bernardini et al., 2005).

In the present paper, we extend the theoretical understanding, within the fireshell model, of a new class of sources, pioneered by Norris & Bonnell (2006), which the present GRB060614 is clearly a member of. This class is characterized by an occasional softer extended emission after an initial spikelike emission. The softer extended emission has a peak luminosity smaller than the one of the initial spikelike emission. This has misled the understanding of the correct role of the extended afterglow, as sum-



**Fig. 2.** The theoretical fit of the *BeppoSAX* GRBM observations of GRB970228 in the 40–700 keV energy band are given. The red line corresponds to an average CBM density  $\sim 10^{-3}$  particles/cm<sup>3</sup>. The black line is the extended afterglow light curve obtained rescaling the CBM density to  $\langle n_{cbm} \rangle = 1$  particle/cm<sup>3</sup> keeping constant its shape and the values of the fundamental parameters of the theory  $E_{e^{\pm}}^{tot}$  and  $B$ . The blue line is the P-GRB. Details in Bernardini et al. (2007).

marized in the introduction. As shown in the prototypical case of GRB970228 (Bernardini et al., 2007), the initial spikelike emission can be identified with the P-GRB and the softer extended emission with the peak of the extended afterglow. Crucial is the fact that the time-integrated extended afterglow luminosity is much larger than the P-GRB one, and this fact unquestionably identifies GRB970228 as a canonical GRB with  $B > 10^{-4}$ . The consistent application of the fireshell model allowed to compute the CBM porosity, filamentary structure and average density which, in that specific case, resulted to be  $n_{cbm} \sim 10^{-3}$  particles/cm<sup>3</sup> (Bernardini et al., 2007). This explained the peculiarity of the low extended afterglow peak luminosity and of its much longer time evolution. These features are not intrinsic to the progenitor nor to the black hole, but they uniquely depend on the peculiarly low value of the CBM density, typical of galactic halos. If one takes the same total energy, baryon loading and CBM distribution as in GRB970228, and rescales the CBM density profile by a constant numerical factor in order to raise its average value from  $10^{-3}$  to 1 particles/cm<sup>3</sup>, he obtains a GRB with a much larger extended afterglow peak luminosity and a much reduced time scale. Such a GRB would appear a perfect traditional “long” GRB following the current literature (see Fig. 2 and Bernardini et al., 2007). This has led us to expand the traditional classification of GRBs to three classes: “genuine” short GRBs, “fake” or “disguised” short GRBs, and all the remaining “canonical” ones (Ruffini et al., in press-a).

### 3. The “fireshell” model and GRB progenitors

We have recalled in the introduction that “long” GRBs are traditionally related in the current literature to the idea of a single progenitor, identified as a “collapsar” (Woosley, 1993). Similarly, short GRBs are assumed to originate from binary mergers formed by white dwarfs, neutron stars, and black holes in all possible combinations. It has been also suggested that short and long GRBs originate from different galaxy types. In particular, short GRBs are proposed to be associated with galaxies with low specific star forming rate (see e.g. Berger, 2009). Some evidences against such a scenario have been however advanced, due to the small sample size and the different estimates of the

star forming rates (see e.g. Savaglio et al., 2008). However, the understanding of GRB structure and of its relation to the CBM distribution, within the fireshell model, leads to a more complex and interesting perspective than the one in the current literature.

The first general conclusion of the “fireshell” model (Ruffini et al., 2001b) is that, while the time scale of “short” GRBs is indeed intrinsic to the source, this does not happen for the “long” GRBs: their time scale is clearly only a function of the instrumental noise threshold. This has been dramatically confirmed by the observations of the Swift satellite (Ruffini et al., 2006a). Among the traditional classification of “long” GRBs we distinguish two different sub-classes of events, none of which originates from collapsars.

The first sub-class contains “long” GRBs particularly weak ( $E_{iso} \sim 10^{50}$  erg) and associated with SN Ib/c. In fact, it has been often proposed that such GRBs, only observed at smaller redshift  $0.0085 < z < 0.168$ , form a different class, less luminous and possibly much more numerous than the high luminosity GRBs at higher redshift (Pian et al., 2006; Soderberg et al., 2004; Maeda et al., 2007; Della Valle, 2006). Therefore in the current literature they have been proposed to originate from a separate class of progenitors (Liang et al., 2007; Cobb et al., 2006). Within our “fireshell” model, they originate in a binary system formed by a neutron star, close to its critical mass, and a companion star, evolved out of the main sequence. They produce GRBs associated with SNe Ib/c, via the “induced gravitational collapse” process (Ruffini et al., 2001a). The low luminosity of these sources is explained by the formation of a black hole with the smallest possible mass: the one formed by the collapse of a just overcritical neutron star (Ruffini et al., 2007b; Dainotti et al., 2007).

A second sub-class of “long” GRBs originates from merging binary systems, formed either by two neutron stars or a neutron star and a white dwarf. A prototypical example of such systems is GRB970228. The binary nature of the source is inferred by its migration from its birth location in a star forming region to a low density region within the galactic halo, where the final merging occurs (Bernardini et al., 2007). The location of such a merging event in the galactic halo is indeed confirmed by optical observations of the GRB970228 afterglow (Sahu et al., 1997; van Paradijs et al., 1997). The crucial point is that, as recalled above, GRB970228 is a “canonical” GRB with  $B > 10^{-4}$  “disguised” as a short GRB. We are going to see in the following that GRB060614 also comes from such a progenitor class.

If the binary merging would occur in a region close to its birth place, with an average density of 1 particle/cm<sup>3</sup>, the GRB would appear as a traditional high-luminosity “long” GRB, of the kind currently observed at higher redshifts (see Fig. 2), similar to, e.g., GRB050315 (Ruffini et al., 2006b).

Within our approach, therefore, there is the distinct possibility that all GRB progenitors are formed by binary systems, composed by neutron stars, white dwarfs, or stars evolved out of the main sequence, in different combinations.

The case of the “genuine” short GRBs is currently being examined within the “fireshell” model.

#### 4. The fit of the observed luminosity

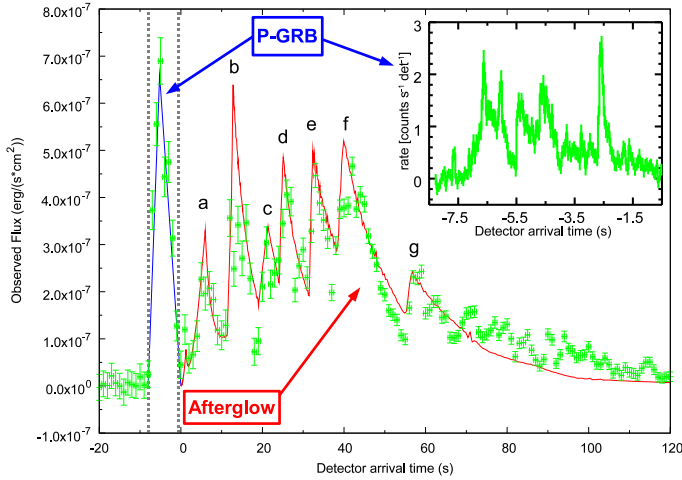
In this scenario, GRB060614 is naturally interpreted as a “disguised” short GRB. We have performed the analysis of the observed light curves in the 15–150 keV energy band, corresponding to the  $\gamma$ -ray emission observed by the BAT instrument on the Swift satellite, and in the 0.2–10 keV energy band, corresponding to the X-ray component from the XRT instrument on Swift

satellite. We do not address in this paper the issue of the optical emission, that represent less than 10% of the total energy of the GRB. From this fit (see Figs. 3, 5) we have derived the total initial energy  $E_{tot}^{e+}$ , the value of  $B$  as well as the effective CBM distribution (see Fig. 4). We find  $E_{tot}^{e+} = 2.94 \times 10^{51}$  erg, that accounts for the bolometric emission of both the P-GRB and the extended afterglow. Such a value is compatible with the observed  $E_{iso} \simeq 2.5 \times 10^{51}$  erg (Gehrels et al., 2006). The value of  $B$  is  $B = 2.8 \times 10^{-3}$ , that corresponds to the lowest one of all the GRBs we have examined (see Fig. 1). It corresponds to a canonical GRB with a very clear extended afterglow predominance over the P-GRB. From the model, having determined  $E_{tot}^{e+}$  and  $B$ , we can compute the theoretical expected P-GRB energetics  $E_{P-GRB}$  (Ruffini et al., 2001b). We obtain  $E_{P-GRB} \simeq 1.15 \times 10^{50}$  erg, that is in good agreement with the observed one  $E_{iso,1p} \simeq 1.18 \times 10^{50}$  erg (Gehrels et al., 2006). The Lorentz Gamma Factor at the transparency results to be  $\gamma_0 = 346$ , one of the highest of all the GRBs we have examined.

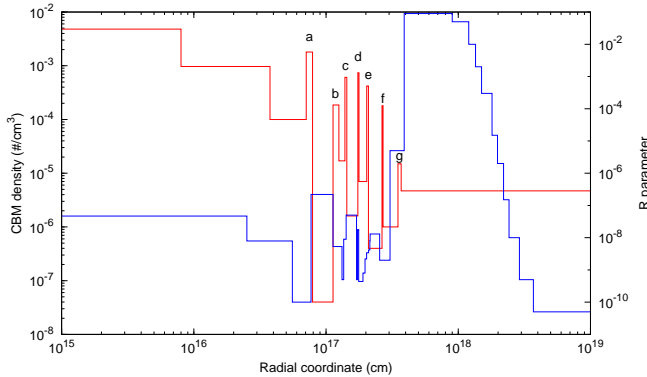
In Fig. 3 we plot the comparison between the BAT observational data of the GRB060614 prompt emission in the 15–150 keV energy range and the P-GRB and extended afterglow light curves computed within our model. The temporal variability of the extended afterglow peak emission is due to the inhomogeneities in the effective CBM density (see Figs. 3, 4). Toward the end of the BAT light curve, the good agreement between the observations and the fit is affected by the Lorentz gamma factor decrease and the corresponding increase of the maximum viewing angle. The source visible area becomes larger than the typical size of the filaments. This invalidates the radial approximation we use for the CBM description. To overcome this problem it is necessary to introduce a more detailed three-dimensional CBM description, in order to avoid an over-estimated area of emission and, correspondingly, to describe the sharpness of some observed light curves. We are still working on this issue (Ruffini et al., 2002; Caito et al., in press-; Bianco et al., 2006a; Guida et al., in press-).

We turn now to the crucial determination of the CBM density, which is derived from the fit. At the transparency point it resulted to be  $n_{cbm} = 4.8 \times 10^{-3}$  particles/cm<sup>3</sup> (see Fig. 4). This density is compatible with the typical values of the galactic halos. During the peak of the extended afterglow emission the effective average CBM density decreases reaching  $\langle n_{cbm} \rangle = 2.25 \times 10^{-5}$  particles/cm<sup>3</sup>, possibly due to an occurring fragmentation of the shell (Dainotti et al., 2007) or due to a fractal structure in the CBM. The  $\mathcal{R}$  value resulted to be on average  $\langle \mathcal{R} \rangle = 1.72 \times 10^{-8}$ . It is interesting to emphasize the striking analogy of the numerical value and the overall radial dependence of the CBM density in the present case of GRB060614 when compared and contrasted with the ones of GRB970228 (Bernardini et al., 2007).

Concerning the 0.2–10 keV light curve of the decaying phase of the afterglow, observed by the XRT instrument, we have also reproduced very satisfactorily both the hard decrease in the slope and the plateau of the light curve keeping constant the effective CBM density and changing only  $\mathcal{R}$ . The result of this analysis is reported in Fig. 5. We assume in this phase  $n_{cbm} = 4.70 \times 10^{-6}$  particles/cm<sup>3</sup>. The average value of the  $\mathcal{R}$  parameter is  $\langle \mathcal{R} \rangle = 1.27 \times 10^{-2}$ . The drastic enhancement in the  $\mathcal{R}$  parameter with respect to the values at the peak of the extended afterglow is consistent with similar features encountered in other sources we have studied: GRB060218 presents a bump of five orders of magnitude (Dainotti et al., 2007), in GRB060710 the bump is of about four orders of magnitude (see Izzo et al., in preparation) while in GRB050315 there is a three orders of magnitude bump (Ruffini et al., 2006b). In these last two cases, we find the



**Fig. 3.** The BAT 15–150 keV light curve (green points) at 1 s time resolution is compared with the corresponding theoretical extended afterglow light curve we compute (red line). The onset of the extended afterglow is at the end of the P-GRB (qualitatively sketched in blue lines and delimited by dashed gray vertical lines). Therefore the zero of the temporal axis is shifted by 5.5 s with respect to the BAT trigger time. The peaks of the extended afterglow light curves are labeled to match them with the corresponding CBM density peak in Fig. 4. In the upper right corner there is an enlargement of the P-GRB at 50 ms time resolution (reproduced from Mangano et al., 2007), showing its structure.

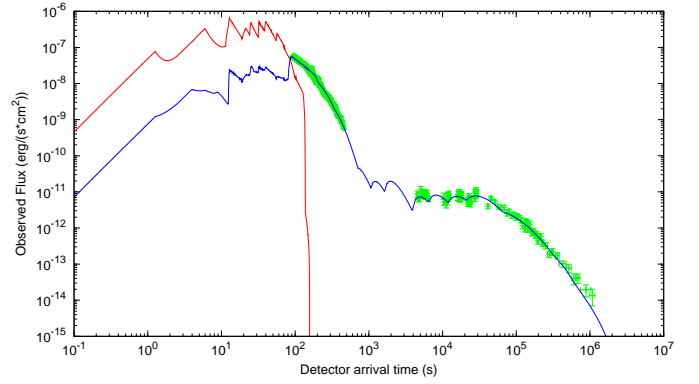


**Fig. 4.** Here are the plot of the effective CBM density (red line) and of the  $\mathcal{R}$  parameter (blue line) versus the radial coordinate of the shell. The CBM density peaks are labeled to match them with the corresponding extended afterglow light curve peaks in Fig. 3. They corresponds to filaments of characteristic size  $\Delta r \sim 10^{15}$  cm and density contrast  $\Delta n_{cbm}/\langle n_{cbm} \rangle \sim 20$  particles/cm³.

occurrence of the enhancement of  $\mathcal{R}$  between  $r=2 \times 10^{17}$  cm and  $r=3 \times 10^{17}$  cm, just like for GRB060614, for which we have the bump at  $r=3.5 \times 10^{17}$  cm. The time of the bump approximately corresponds to the appearance of the optical emission observed in GRB060614 and, more in general, to the onset of the second component of the Willingale et al. (2007) scheme for GRBs.

## 5. Open issues in current theoretical models

The “fireshell” model addresses mainly the  $\gamma$  and X-ray emission, which are energetically the most relevant part of the GRB phenomenon. The model allows a detailed identification of the fundamental three parameters of the GRB source: the total en-



**Fig. 5.** The XRT 0.2–10 keV light curve (green points) is compared with the corresponding theoretical extended afterglow light curve we compute (blue line). Also in this case we have a good correspondence between data and theoretical results. For completeness, the red line shows again the theoretical extended afterglow light curve in the 15–150 keV energy range presented in Fig. 3.

ergy, the baryon loading, as well as the CBM density, filamentary structure and porosity. The knowledge of these phenomena characterizes the region surrounding the black hole up to a distance which in this source reaches  $\sim 10^{17}$ – $10^{18}$  cm. When applied, however, to larger distances, which corresponds to the latest phases of the X-ray afterglow, since the beginning of the “plateau” phase, the model reveals a different regime which has not yet been fully interpreted in its astrophysical implications. To fit the light curve in the soft X-ray regime for  $r > 4 \times 10^{17}$  cm, we must appeal to an enhancement of about six orders of magnitude in the  $\mathcal{R}$  factor (see Fig. 4). This would correspond to a more diffuse CBM structure, with a smaller porosity, interacting with the fireshell. This points to a different leading physical process during the latest X-ray afterglow phases. When we turn to the optical, IR and radio emission, the fireshell model leads to a much smaller flux than the observed one, especially for  $r \sim 10^{17}$ – $10^{18}$  cm. Although the optical, IR, and radio luminosities have a minority energetic role, they may lead to the identification of crucial parameters and new phenomena occurring in the source, and they deserve maximum attention.

In these latest phases for  $r \geq 10^{17}$  cm it is currently applied the treatment based on synchrotron emission pioneered by Meszaros & Rees (1997) even before the discovery of the afterglow (Costa et al., 1997). Such a model has been further developed (see Sari et al., 1998; Piran, 2005; Meszaros, 2006, and references therein). Also in this case, however, some difficulties remain since it is necessary to invoke the presence of an unidentified energy injection mechanism (Zhang et al., 2006). Such a model appears to be quite successful in explaining the late phases of the X-ray emission of GRB060614, as well as the corresponding optical emission, in terms of different power-law indexes for the different parts of the afterglow light curves (Mangano et al., 2007; Xu et al., 2008). However, also in this case an unidentified energy injection mechanism between  $\sim 0.01$  days and  $\sim 0.26$  days appears to be necessary (Xu et al., 2008).

The attempt to describe the prompt emission via the synchrotron process by the internal shock scenario (see e.g. Rees & Meszaros, 1994; Piran, 2005; Meszaros, 2006, and references therein) also encounters difficulties: Kumar & McMahon (2008) have shown that the traditional synchrotron model can be applied to the prompt emission only if it occurs at  $r > 10^{17}$  cm.



A proposed way-out of this problem, via the inverse Compton process, suffers of an “energy crisis” (see e.g. Piran et al., 2008).

Interestingly, the declared region of validity of the traditional synchrotron model ( $r > 10^{17}$  cm) is complementary to the one successfully described by our model ( $r < 10^{17-18}$  cm). Astrophysically, Xu et al. (2008) have reached, within the framework of the traditional synchrotron model, two conclusions which are consistent with the results of our analysis. First, they also infer from their numerical fit a very low density environment, namely  $n_{cbm} \sim 0.04$  particles/cm<sup>3</sup>. Second, they also mention the possibility that the progenitor of GRB060614 is a merging binary system formed by two compact objects.

## 6. Conclusions

As recalled in the introduction, GRB060614 presents three major novelties, which challenges the most widespread theoretical models and which are strongly debated in the current literature. The first one is that it challenges the traditional separation between Long Soft GRBs and Short Hard GRBs (Gehrels et al., 2006). The second one is that it presents a short, hard and multi-peaked episode, followed by a softer, prolonged emission with a strong hard to soft evolution (Gehrels et al., 2006; Mangano et al., 2007). The third one is that it is the first clear example of a nearby, long GRB not associated with a bright SN Ib/c (Della Valle et al., 2006; Gal-Yam et al., 2006). All these three issues are naturally explained within our “fireshell” model, which allows a detailed analysis of the temporal behavior of the signal originating up to a distance  $r \sim 10^{17-18}$  cm from the black hole, and relates, with all the relativistic transformations, the arrival time to the CBM structure and the relativistic parameters of the fireshell.

One of the major outcome of the Swift observation of, e.g., GRB050315 (Vaughan et al., 2006; Ruffini et al., 2006b) has been the confirmation that long GRB duration is not intrinsic to the source but it is merely a function of the instrumental noise threshold (Ruffini et al., 2006a). GRB060614 represents an additional fundamental progress in clarifying the role of the CBM density in determining the GRB morphology. It confirms the results presented in GRB970228 (Bernardini et al., 2007), that is the prototype of the new class of “fake” short GRBs, or, better, of canonical GRBs “disguised” as short ones. They correspond to canonical GRBs with an extended afterglow emission energetically predominant with respect to the P-GRB one and a baryon loading  $B > 10^{-4}$ . The sharp spiky emission corresponds to the P-GRB. As recalled in the introduction and in Sect. 2, a comparison of the luminosities of the P-GRB and of the extended afterglow is indeed misleading: it follows from the low average CBM density inferred from the fit of the fireshell model, which leads to  $n_{cbm} \sim 10^{-3}$  particles/cm<sup>3</sup>. Therefore such a feature is neither intrinsic to the progenitor nor to the black hole, but it is only indicative of the CBM density at the location where the final merging occurs. GRB060614 is a canonical GRB and it is what would be traditionally called a “long” GRB if it had not exploded in a specially low CBM density environment. GRB060614 must necessarily fulfill, and indeed it does, the Amati relation. This happens even taking into account the entire prompt emission mixing together the P-GRB and the extended afterglow (Amati et al., 2007), due to the above recalled energetic predominance of the extended afterglow (see also Guida et al., 2008). These results justify the occurrence of the above mentioned first two novelties.

The low value of the CBM density is compatible with a galactic halo environment. This result points to an old binary

system as the progenitor of GRB060614 and it justifies the above mentioned third novelty: the absence of an associated SN Ib/c (see also Davies et al., 2007). Such a binary system departed from its original location in a star forming region and spiraled out in a low density region of the galactic halo (see e.g. Kramer, 2008). The energetic of this GRB is about two orders of magnitude smaller than the one of GRB970228 (Bernardini et al., 2007). A natural possible explanation is that instead of a neutron star - neutron star merging binary system we are in presence of a white dwarf - neutron star binary. We therefore agree, for different reasons, with the identification proposed by Davies et al. (2007) for the GRB060614 progenitor. In principle, the nature of the white dwarf, with typical radius on the order of  $10^3$  km, as opposed to the one of the neutron star, typically on the order of 10 km, may manifest itself in characteristic signatures in the structure of the P-GRB (see Fig. 3).

It is interesting that these results lead also to three major new possibilities:

- The majority of GRBs declared as shorts (see e.g. Piro, 2005) are likely “disguised” short GRBs, in which the extended afterglow is below the instrumental threshold.
- The observations of GRB060614 offer the opportunity, for the first time, to analyze in detail the structure of a P-GRB lasting 5 s. This feature is directly linked to the physics of the gravitational collapse originating the GRB. Recently, there has been a crucial theoretical physics result, showing that the characteristic time constant for the thermalization for an  $e^\pm$  plasma is on the order of  $10^{-13}$  s (Aksenov et al., 2007). Such a time scale still applies for an  $e^\pm$  plasma with a baryon loading on the order of the one observed in GRBs (Aksenov et al., 2008). The shortness of such a time scale, as well as the knowledge of the dynamical equations of the optically thick phase preceding the P-GRB emission (Bianco et al., 2006b), implies that the structure of the P-GRB is a faithful representation of the gravitational collapse process leading to the formation of the black hole (Ruffini et al., 2005b). In this respect, it is indeed crucial that the Swift data on the P-GRB observed in GRB060614 (see Fig. 3) appear to be highly structured all the way to time scale of 0.1 s. This opens a new field of research: the study of the P-GRB structure in relation to the process of gravitational collapse leading to the GRB.
- If indeed the binary nature of the progenitor system and the peculiarly low CBM density  $n_{cbm} \sim 10^{-3}$  particles/cm<sup>3</sup> will be confirmed for all “fake” or “disguised” GRBs, then it is very likely that the traditionally “long” high luminosity GRBs at higher redshift also originates from the merging of binary systems formed by neutron stars and/or white dwarfs occurring close to their birth location in star forming regions with  $n_{cbm} \sim 1$  particle/cm<sup>3</sup> (see Fig. 2).

**Acknowledgements.** We thank the Italian Swift Team (supported by ASI grant I/011/07/0 and partly by the MIUR grant 2005025417) for the reduced Swift data, as well as an anonymous referee for her/his stimulating discussions and for her/his suggestions and advices.

## References

- Aksenov, A., Ruffini, R., & Vereshchagin, G. 2007, Phys. Rev. Lett., 99, 125003
- Aksenov, A., Ruffini, R., & Vereshchagin, G. 2008, submitted to Phys. Rev. D
- Amati, L. 2006, MNRAS, 372, 233
- Amati, L., Della Valle, M., Frontera, F., et al. 2007, A&A, 463, 913
- Berger, E. 2009, ApJ, 690, 231
- Bernardini, M. G., Bianco, C. L., Caito, L., et al. 2007, A&A, 474, L13
- Bernardini, M. G., Bianco, C. L., Chardonnet, P., et al. 2005, ApJ, 634, L29

- Bianco, C. L., Bernardini, M. G., Caito, L., et al. 2008a, in American Institute of Physics Conference Series, Vol. 966, *Relativistic Astrophysics*, ed. C. L. Bianco & S. S. Xue, 12–15
- Bianco, C. L., Bernardini, M. G., Caito, L., et al. 2008b, in American Institute of Physics Conference Series, Vol. 1000, *GAMMA-RAY BURSTS 2007: Proceedings of the Santa Fe Conference*, ed. M. Galassi, D. Palmer, & E. Fenimore, 305–308
- Bianco, C. L., Bernardini, M. G., Caito, L., et al. 2008c, in American Institute of Physics Conference Series, Vol. 1065, *2008 Nanjing Gamma-Ray Burst Conference*, 223–226
- Bianco, C. L., Caito, L., & Ruffini, R. 2006a, *Il Nuovo Cimento B*, 121, 1441
- Bianco, C. L. & Ruffini, R. 2005, *ApJ*, 620, L23
- Bianco, C. L., Ruffini, R., Vereshchagin, G., & Xue, S.-S. 2006b, *Journal of the Korean Physical Society*, 49, 722
- Blinnikov, S. I., Novikov, I. D., Perevodchikova, T. V., & Polnarev, A. G. 1984, *Soviet Astronomy Letters*, 10, 177
- Caito, L., Bernardini, M. G., Bianco, C. L., et al. in press-, in *The Eleventh Marcel Grossmann Meeting.*, ed. R. T. Jantzen, H. Kleinert, & R. Ruffini (Singapore: World Scientific)
- Cobb, B. E., Bailyn, C. D., van Dokkum, P. G., & Natarajan, P. 2006, *ApJ*, 645, L113
- Costa, E., Frontera, F., Heise, J., et al. 1997, *Nature*, 387, 783
- Dainotti, M. G., Bernardini, M. G., Bianco, C. L., et al. 2007, *A&A*, 471, L29
- Damour, T. & Ruffini, R. 1975, *Physical Review Letters*, 35, 463
- Davies, M. B., Levan, A. J., Larsson, J., King, A. R., & Fruchter, A. S. 2007, in American Institute of Physics Conference Series, Vol. 906, *Gamma-Ray Bursts: Prospects for GLAST*, ed. M. Axelsson & F. Ryde, 69–78
- Della Valle, M. 2006, in American Institute of Physics Conference Series, Vol. 836, *Gamma-Ray Bursts in the Swift Era*, ed. S. S. Holt, N. Gehrels, & J. A. Nousek, 367–379
- Della Valle, M., Chincarini, G., Panagia, N., et al. 2006, *Nature*, 444, 1050
- Dezalay, J.-P., Barat, C., Talon, R., et al. 1992, in American Institute of Physics Conference Series, Vol. 265, *American Institute of Physics Conference Series*, ed. W. S. Paciesas & G. J. Fishman, 304–309
- Eichler, D., Livio, M., Piran, T., & Schramm, D. N. 1989, *Nature*, 340, 126
- Fynbo, J. P. U., Watson, D., Thöne, C. C., et al. 2006, *Nature*, 444, 1047
- Gal-Yam, A., Fox, D. B., Price, P. A., et al. 2006, *Nature*, 444, 1053
- Gehrels, N., Chincarini, G., Giommi, P., et al. 2004, *ApJ*, 611, 1005
- Gehrels, N., Norris, J. P., Barthelmy, S. D., et al. 2006, *Nature*, 444, 1044
- Goodman, J. 1986, *ApJ*, 308, L47
- Guida, R., Bernardini, M. G., Bianco, C. L., et al. 2008, *A&A*, 487, L37
- Guida, R., Bernardini, M. G., Bianco, C. L., et al. in press-, in *The Eleventh Marcel Grossmann Meeting.*, ed. R. T. Jantzen, H. Kleinert, & R. Ruffini (Singapore: World Scientific)
- Kann, D. A., Klose, S., Zhang, B., et al. 2008, arXiv:0804.1959
- Klebesadel, R. W. 1992, in *Gamma-Ray Bursts - Observations, Analyses and Theories*, ed. C. Ho, R. I. Epstein, & E. E. Fenimore (Cambridge University Press), 161–168
- Kramer, M. 2008, in *The Eleventh Marcel Grossmann Meeting.*, ed. R. T. Jantzen & H. Kleinert (Singapore: World Scientific)
- Kumar, P. & McMahon, E. 2008, *MNRAS*, 384, 33
- Liang, E., Zhang, B., Virgili, F., & Dai, Z. G. 2007, *ApJ*, 662, 1111
- Maeda, K., Kawabata, K., Tanaka, M., et al. 2007, *ApJ*, 658, L5
- Mangano, V., Holland, S. T., Malesani, D., et al. 2007, *A&A*, 470, 105
- Meszáros, P. 2006, *Reports of Progress in Physics*, 69, 2259
- Meszáros, P. & Rees, M. J. 1997, *ApJ*, 476, 232
- Norris, J. P. & Bonnell, J. T. 2006, *ApJ*, 643, 266
- Paczynski, B. 1986, *ApJ*, 308, L43
- Pian, E., Mazzali, P. A., Masetti, N., et al. 2006, *Nature*, 442, 1011
- Piran, T. 2005, *Reviews of Modern Physics*, 76, 1143
- Piran, T., Sari, R., & Zou, Y.-C. 2008, arXiv:0807.3954
- Piro, L. 2005, *Nature*, 437, 822
- Preparata, G., Ruffini, R., & Xue, S.-S. 1998, *A&A*, 338, L87
- Rees, M. J. & Meszáros, P. 1994, *ApJ*, 430, L93
- Richardson, D., Branch, D., & Baron, E. 2006, *AJ*, 131, 2233
- Ruffini, R., Aksenov, A. G., Bernardini, M. G., et al. 2008, in American Institute of Physics Conference Series, Vol. 1065, *2008 Nanjing Gamma-Ray Burst Conference*, 219–222
- Ruffini, R., Aksenov, A. G., Bernardini, M. G., et al. in press-a, in *Probing Stellar Populations out to the Distant Universe*, American Institute of Physics Conference Series
- Ruffini, R., Bernardini, M. G., Bianco, C. L., et al. 2007a, in American Institute of Physics Conference Series, Vol. 910, *XIIth Brazilian School of Cosmology and Gravitation*, ed. M. Novello & S. E. Perez Bergliaffa, 55–217
- Ruffini, R., Bernardini, M. G., Bianco, C. L., et al. 2007b, in *ESA Special Publication*, Vol. SP-622, *The 6<sup>th</sup> Integral Workshop - The Obscured Universe*, ed. S. Grebenev, R. Sunyaev, C. Winkler, A. Parmar, & L. Ouweland, 561
- Ruffini, R., Bernardini, M. G., Bianco, C. L., et al. 2006a, *N.Cim.B*, 121, 1367
- Ruffini, R., Bernardini, M. G., Bianco, C. L., et al. 2006b, *ApJ*, 645, L109
- Ruffini, R., Bianco, C. L., Chardonnet, P., et al. 2004, *IJMPD*, 13, 843
- Ruffini, R., Bianco, C. L., Chardonnet, P., et al. 2005a, *IJMPD*, 14, 97
- Ruffini, R., Bianco, C. L., Chardonnet, P., et al. 2001a, *ApJ*, 555, L117
- Ruffini, R., Bianco, C. L., Chardonnet, P., et al. 2001b, *ApJ*, 555, L113
- Ruffini, R., Bianco, C. L., Chardonnet, P., et al. 2001c, *ApJ*, 555, L107
- Ruffini, R., Bianco, C. L., Chardonnet, P., et al. 2002, *ApJ*, 581, L19
- Ruffini, R., Frascchetti, F., Vitagliano, L., & Xue, S.-S. 2005b, *IJMPD*, 14, 131
- Ruffini, R., Salmonson, J. D., Wilson, J. R., & Xue, S.-S. 1999, *A&A*, 350, 334
- Ruffini, R., Salmonson, J. D., Wilson, J. R., & Xue, S.-S. 2000, *A&A*, 359, 855
- Ruffini, R., Vereshchagin, G., & Xue, S.-S. in press-b, *Phys. Rep.*
- Ruffini, R. & Wheeler, J. A. 1971, *Physics Today*, 24, 30
- Sahu, K. C., Livio, M., Petro, L., et al. 1997, *Nature*, 387, 476
- Sari, R., Piran, T., & Narayan, R. 1998, *ApJ*, 497, L17
- Savaglio, S., Glazebrook, K., & Le Borgne, D. 2008, arXiv:0803.2718
- Soderberg, A. M., Kulkarni, S. R., Berger, E., et al. 2004, *Nature*, 430, 648
- van Paradijs, J., Groot, P. J., Galama, T., et al. 1997, *Nature*, 386, 686
- Vaughan, S., Goad, M. R., Beardmore, A. P., et al. 2006, *ApJ*, 638, 920
- Willingale, R., O’Brien, P. T., Osborne, J. P., et al. 2007, *ApJ*, 662, 1093
- Woosley, S. E. 1993, *ApJ*, 405, 273
- Woosley, S. E. & Bloom, J. S. 2006, *ARAA*, 44, 507
- Xu, D., Starling, R. L. C., Fynbo, J. P. U., et al. 2008, arXiv:0812.0979
- Zhang, B., Fan, Y. Z., Dyks, J., et al. 2006, *ApJ*, 642, 354
- Zhang, B., Zhang, B.-B., Liang, E.-W., et al. 2007, *ApJ*, 655, L25