

The Status and future of ground-based TeV gamma-ray astronomy

Reports of Individual Working Groups

1 Technology

Group membership:

K. Byrum, J. Buckley, S. Bugayov, B. Dingus, S. Fegan, S. Funk, E. Hays, J. Holder, D. Horan, A. Konopelko, H. Krawczynski, F. Krennrich, S. Lebohec, G. Sinnis, A. Smith, V. Vassiliev, S. Wakely

1.1 Introduction and Overview

High-energy gamma rays can be observed from the ground by detecting secondary particles of the atmospheric cascades initiated by the interaction of the gamma-ray with the atmosphere. Imaging atmospheric Cherenkov telescopes (IACTs) detect broadband spectrum Cherenkov photons ($\lambda > 300$ nm), which are produced by electrons and positrons of the cascade and reach the ground level without significant attenuation. The technique utilizes large mirrors to focus Cherenkov photons onto a finely pixelated camera operating with an exposure of a few nanoseconds, and provides low energy threshold and excellent calorimetric capabilities. The IACTs can only operate during clear moonless and, more recently, partially-moonlit nights. Alternatively, the extended air shower (EAS) arrays, which directly detect particles of the atmospheric cascade (electrons, photons, muons, etc.) can be operated continuously but require considerably larger energy of the gamma rays necessary for extensive air showers to reach the ground level.

The field of TeV gamma-ray astronomy was born in the years 1986 to 1988 with the first indis-

putable detection of a cosmic source of TeV gamma rays with the Whipple 10 m IACT, the Crab Nebula [1]. Modern IACT observatories such as VERITAS [2, 3], MAGIC [4, 5], and H.E.S.S. [6, 7] can detect point sources with a flux sensitivity of 1% of the Crab Nebula corresponding to a limiting νF_ν -flux of $\sim 5 \times 10^{-13}$ ergs $\text{cm}^{-2} \text{s}^{-1}$ at 1 TeV. The improvement of sensitivity by two orders of magnitude during the last two decades has been made possible due to critical advances in IACT technology and significantly increased funding for ground-based gamma-ray astronomy. The high point-source flux sensitivity of IACT observatories is a result of their large gamma-ray collecting area ($\sim 10^5$ m^2), relatively high angular resolution (~ 5 arcminutes), wide energy coverage (from < 100 GeV to > 10 TeV), and unique means to reject cosmic ray background ($> 99.999\%$ at 1 TeV). The limitations of the IACT technique are the small duty cycle ($\sim 10\%$), and narrow field of view (~ 4 deg; 3.8×10^{-3} sr for present-day IACTs).

Large EAS arrays provide complementary technology for observations of very high-energy gamma rays. Whereas their instantaneous sensitivity is currently a factor ~ 150 less sensitive than that of IACT observatories, their large field of view (~ 90 deg; 1.8 sr) and nearly 100% duty cycle makes these observatories particularly suited to conduct all-sky surveys and detect emission from extended astrophysical sources (larger than ~ 1 deg, e.g. plane of the Galaxy). Milagro [8], the first ground-based gamma-ray observatory which utilized EAS technology to discover extended sources [9], has surveyed 2π sr of the sky at 20 TeV for point sources to a sensitivity of 3×10^{-12} ergs $\text{cm}^{-2} \text{s}^{-1}$. Due to the

wide field of view coverage of the sky and uninterrupted operation, the EAS technique also has the potential for detection of Very High Energy (VHE) transient phenomena. The current limitations of EAS technique are high-energy threshold (~ 10 TeV), low angular resolution (~ 30 arcminutes), and limited capability to reject cosmic-ray background and measure energy.

The primary technical goal for the construction of the next generation of observatories is to achieve an improvement of sensitivity by a factor of α at the cost increase less than a factor of α^2 , the increase that would be required if the observatory were constructed by simply cloning present day instrumentation¹. The history of ground-based gamma-ray astronomy over the last two decades has shown twice an improvement in the sensitivity of the observatories by a factor of ten while the cost has increased each time only by a factor of ten [10].

The construction of a large array of IACTs covering an area of ~ 1 km² will enable ground-based γ -ray astronomy to achieve another order of magnitude improvement in sensitivity. This next step will be facilitated by several technology improvements. First, large arrays of IACTs should have the capability to operate over a broad energy range with significantly improved angular resolution and background rejection as compared to the present day small arrays of telescopes, such as VERITAS or H.E.S.S.. Second, the capability of using subarrays to fine tune the energy range to smaller intervals will allow for considerable reduction of aperture of individual telescopes and overall cost of the array while maintaining the collecting area at lower energies equal to the smaller array of very large aperture IACTs. Finally, the cost per telescope can be significantly reduced due to the advancements in technology, particularly the development of low cost electronics, novel telescope optics designs, replication methods for fabrication of mirrors, and high efficiency photo-detectors, and due to the distribution of initial significant non-recurring costs over a larger number of tele-

scopes.

In the case of EAS arrays, the breakthrough characterized by the improvement of sensitivity faster than the inverse square root of the array footprint area is possible due to mainly two factors. First, next generation EAS array must be constructed at a high elevation (> 4000 m) to increase the number of particles in a shower by being closer to the altitude where the shower has the maximum number of particles. Thus, a lower energy threshold is possible and energy resolution is improved. Second, the size of the EAS array needs to be increased in order to more fully contain the lateral distribution of the EAS. A larger array improves the angular resolution of the gamma-ray showers and also dramatically improves the cosmic ray background rejections. The lateral distribution of muons in a cosmic ray shower is very broad, and identification of a muon outside the shower core is key to rejecting the cosmic ray background.

The science motivations for the next generation ground-based gamma-ray observatories are outlined in this document. There are clear cost, reliability, maintenance, engineering, and management challenges associated with construction and operation of a future ground-based astronomical facility of the order ~ 100 M dollar scale. Detailed technical implementation of a future observatory will benefit from current and future R&D efforts that will provide better understanding of the uncertainties in evaluation of the cost impact of improved and novel photon detector technologies and from the current incomplete simulation design studies of the large optimization space of parameters of the observatory. In the remainder of this section, we outline a broadly defined technical roadmap for the design and construction of future instrumentation which could be realized within the next decade. We start with a status of the field, identify the key future observatory design decisions, technical drivers, describe the current state of the art technologies, and finally outline a plan for defining the full technology approach.

¹Background dominated regime of observatory operation is assumed



Figure 1: The images show four major ground-based gamma-ray observatories currently in operation: VERITAS, MAGIC, H.E.S.S. , and MILAGRO. A future ground-based gamma-ray project can build on the success of these instruments.

1.2 Status of ground-based gamma-ray observatories

Status of Ground-Based Gamma-ray Observatories

At present, there are four major IACT and three EAS observatories worldwide conducting routine astronomical observations, four of which are shown in Fig 1. Main parameters of these instruments are the following:

VERITAS is a four-telescope array of IACTs located at the Fred Lawrence Whipple Observatory in Southern Arizona (1268 m a.s.l.). Each telescope is a 12 m diameter Davies-Cotton (DC) reflector (f/1.0) and a high resolution 3.5deg field of view camera assembled from 499 individual photo multiplier tubes (PMTs) with an angular size of 0.15 deg. The telescope spacing varies from 35 m to 109 m. VERITAS was commissioned to scientific operation in April 2007.

The H.E.S.S. array consists of four 13 m DC IACTs (f/1.2) in the Khomas Highlands of Namibia (1800 m a.s.l.). The 5 deg field of view

cameras of the telescopes contain 960 PMTs, each subtending 0.16deg angle. The current telescopes are arranged on the corners of a square with 120m sides. H.E.S.S. has been operational since December 2003. The collaboration is currently in the process of upgrading the experiment (H.E.S.S. -II) by adding a central large (28 m diameter) telescope to the array to lower the trigger threshold for a subset of the events to 20 GeV and will also improve the sensitivity of the array above 100 GeV.

MAGIC is a single 17 m diameter parabolic reflector (f/1.0) located in the Canary Island La Palma (2200 m a.s.l.). It has been in operation since the end of 2003. The 3.5 deg non-homogenous camera of the telescope is made of 576 PMTs of two angular sizes 0.1deg (396 pixels) and 0.2deg (180 pixels). The MAGIC observatory is currently being upgraded to MAGIC-II with a second 17-m reflector being constructed 85 m from the first telescope. The addition of this second telescope will improve background rejection and increase energy resolution.

CANGAROO-III consists of an array of four 10 m IACTs (f/0.8) located in Woomera, South Australia (160 m a.s.l.) [11]. The telescope camera is equipped with an array of 552 PMTs subtending an angle of 0.2deg each. The telescopes are arranged on the corners of a diamond with sides of 100 m.

Milagro is an EAS water Cherenkov detector located near Los Alamos, New Mexico (2650 m a.s.l.). Milagro consists of a central pond detector with an area of 60 x 80m² at the surface and has sloping sides that lead to a 30 x 50 m² bottom at a depth of 8 m. It is filled with 5 million gallons of purified water and is covered by a light-tight high-density polypropylene line. Milagro consists of two layers of upward pointing 8" PMTs. The tank is surrounded with an array of water tanks. The central pond detector has been operational since 2000. The array of water tanks was completed in 2004.

The AS- γ and ARGO arrays are located at the YangBaJing high-altitude laboratory in Tibet, China. AS- γ , an array of plastic scintillator detectors, has been operational since the mid 1990s. ARGO consists of a large continuous array of Resistive Plate Counters (RPCs) and will become operational in 2007 [12].

The current generation of ground based instruments has been joined in mid-2008 by the spaceborne **Fermi Gamma-ray Space Telescope** (formerly GLAST). Fermi comprises two instruments, the Large Area Telescope (LAT) [13] and the Fermi Gamma-ray Burst Monitor (GBM) [14]. The LAT covers the gamma-ray energy band of 20 MeV - 300 GeV with some spectral overlap with IACTs. The present generation of IACTs match the νF_ν -sensitivity of Fermi. Next-generation ground-based observatories with one order of magnitude higher sensitivity and significantly improved angular resolution would be ideally suited to conduct detailed studies of the Fermi sources.

1.3 Design Considerations for a Next-Generation Gamma-Ray Detector

At the core of the design of a large scale ground-based gamma-ray observatory is the requirement to improve the integral flux sensitivity by an order of magnitude over instruments employed today in the 50 GeV-20 TeV regime where the techniques are proven to give excellent performance. At lower energies (below 50 GeV) and at much higher energies (50-200 TeV) there is great discovery potential, but new technical approaches must be explored and the scientific benefit is in some cases less certain. For particle-detector (EAS) arrays, it is possible to simultaneously improve energy threshold and effective area by increasing the elevation, and the technical roadmap is relatively well-defined. In considering the design of future IACT arrays, the development path allows for complementary branches to more fully maximize the greatest sensitivity for a broad energy range from 10 GeV up to 100 TeV. Table 1 summarizes specific issues of the detection technique and scientific objectives for four broad energy regimes (adapted from [15, 16]).

1.4 Future IACT Arrays

The scientific goals to be addressed with a future IACT array require a flux sensitivity at least a factor of ten better than present-day observatories, and an operational energy range which extends preferably into the sub-100 GeV domain in order to open up the γ -ray horizon to observations of cosmologically distant sources. These requirements can be achieved by an array with a collecting area of ~ 1 km² (see Fig 1).

The intrinsic properties of a ~ 1 km² IACT array could bring a major breakthrough for VHE gamma-ray astronomy since it combines several key advantages over existing 4-telescope arrays:

- A collection area that is 20 times larger than that of existing arrays. Comparison of the collection area of a ~ 1 km² array with the characteristic size of the Cherenkov light pool ($\sim 5 \times 10^4$ m²) suggests that the array

Table 1: Gamma-ray energy regimes, scientific highlights and technical challenges.

Regime	Energy Range	Primary Science Drivers	Requirements/Limitations
multi-GeV:	≤ 50 GeV	extragalactic sources (AGN, GRBs) at cosmological distances ($z > 1$), Microquasars, Pulsars	very large aperture or dense arrays of IACTs, preferably high altitude operation & high quantum efficiency detectors required; angular resolution and energy resolution will be limited by shower fluctuations, cosmic-ray background rejection utilizing currently available technologies is inefficient.
sub-TeV:	50 GeV – 200 GeV	extragalactic sources at intermediate redshifts ($z < 1$), search for dark matter, Galaxy Clusters, Pair Halos, Fermi sources	very-large-aperture telescopes or dense arrays of mid-size telescopes and high light detection efficiency required; limited but improving with energy cosmic-ray background rejection based on imaging analysis. For gamma-ray bursts, high altitude EAS array.
TeV:	200 GeV – 10 TeV	nearby galaxies (dwarf, starburst), nearby AGN, detailed morphology of extended galactic sources (SNRs, GMCs, PWNe)	large arrays of IACTs: best energy flux sensitivity, best angular and energy resolutions, best cosmic-ray hadron background rejection, new backgrounds from cosmic-ray electrons may ultimately limit sensitivity in some regions of the energy interval. At the highest energy end, an irreducible background may be due to single-pion sub-showers. EAS arrays for mapping Galactic diffuse emission, AGN flares, and sensitivity to extended sources.
sub-PeV:	≥ 10 TeV	Cosmic Ray PeVatrons (SNRs, PWNe, GC, ...), origin of galactic cosmic rays	requires very large (10 km ² scale) detection areas; large arrays of IACTs equipped with very wide ($\geq 6^\circ$) FoV cameras and separated with distance of several hundred meters may provide adequate technology. Background rejection is excellent and sensitivity is γ -ray count limited. Single-pion sub-showers is ultimate background limiting sensitivity for very deep observations. Regime of best performance of present EAS arrays; large EAS arrays ($\geq 10^5 m^2$).

should be populated with 50-100 IACTs.

- Fully contained events for which the shower core falls well within the geometrical dimensions of the array, thus giving better angular reconstruction and much improved background rejection. The performance of a typical IACT array in the energy regime below a few TeV is limited by the cosmic-ray background. The sensitivity of a future observatory could be further enhanced through improvements of its angular resolu-

tion and background rejection capabilities. It is known that the angular resolution of the present-day arrays of IACTs, which typically have four telescopes, is not limited by the physics of atmospheric cascades, but by the pixelation of their cameras and by the number of telescopes simultaneously observing a γ -ray event [18, 17, 19].

- Low energy threshold compared to existing small arrays, since contained events provide sampling of the inner light pool where the

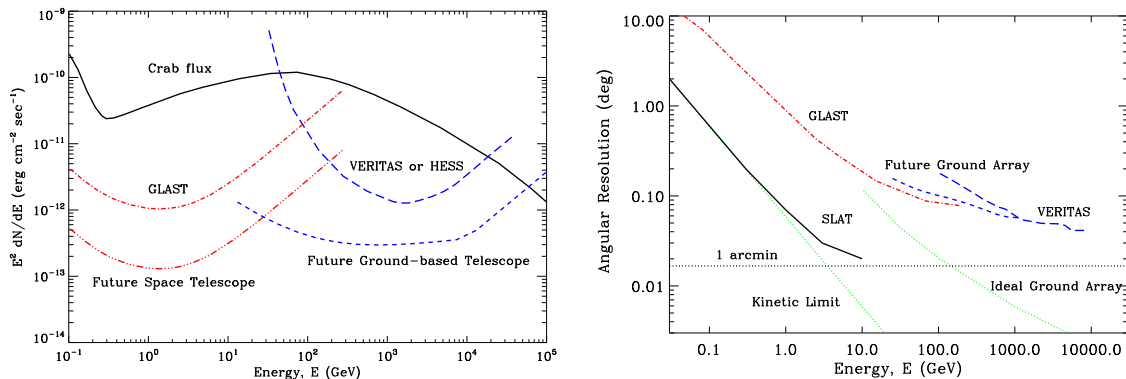


Figure 2: *Left*: Differential sensitivities calculated for present and future gamma-ray experiments. For the future IACT array, an area of $\sim 1 \text{ km}^2$, no night-sky-background, a perfect point gamma function [20], and an order of magnitude improvement in cosmic-ray rejection compared with current instruments has been assumed. All sensitivities are 5 sigma detections in quarter decade energy intervals (chosen to be larger than the expected full-width energy resolution). *Right* Angular resolution for Fermi (GLAST) [22], VERITAS [21] and for ideal future space-borne and ground based [17] gamma-ray detectors.

Cherenkov light density is highest. Lower energy thresholds (below 100 GeV) generally require larger aperture ($> 15 \text{ m}$) telescopes; however, a $\sim 1 \text{ km}^2$ IACT has an intrinsic advantage to lower the energy threshold due to the detection of fully contained events.

- A wider field of view and the ability to operate the array as a survey instrument.

In order to maximize the scientific capabilities of a $\sim 1 \text{ km}^2$ array with respect to angular resolution, background suppression, energy threshold and field of view, it is necessary to study a range of options including the design of the individual telescopes and the array footprint. Furthermore, it is necessary to determine the most cost effective/appropriate technology available. The reliability of the individual telescopes is also a key consideration to minimize operating costs.

The history of the development of instrumentation for ground-based γ -ray astronomy has shown that a significant investment into the design and construction of new instruments (~ 10 times the cost of previously existing ACTs) has yielded significant increases in sensitivity. For example, the construction of high resolution cameras in the 1980s assembled from hundreds

of individual PMTs and fast electronics made the “imaging” technique possible. This advancement improved the sensitivity of the observatories by a factor of 10 through the striking increase of angular resolution and cosmic-ray background rejection, and ultimately led to a detection of the first TeV source [1]. Another factor of ten investment into the development of small arrays of mid-sized IACTs (12 m) demonstrated the benefits of “stereoscopic” imaging and made possible the H.E.S.S. and VERITAS observatories. The sensitivity of these instruments improved by a factor of 10 due to the increase of angular resolution and CR background discrimination, despite their only relatively modest increase in the γ -ray collecting area compared to the previous-generation Whipple 10 m telescope.

The next logical step in the evolution of the IACT technique is the $\sim 1 \text{ km}^2$ array concept. Technological developments such as novel multi-pixel high-quantum-efficiency photodetectors (MAPMTs, SiPMs, APDs, CMOS sensors, etc.) or PMTs with significantly improved QE, new telescope optical design(s), and modular low-cost electronics based on ASICs (Application-Specific Integrated Circuits) and intelligent trigger systems based on FPGAs (Field Programmable Gate Arrays) hold the

promise to (i) significantly reduce the price per telescope, and (ii) considerably improve the reliability and versatility of IACTs.

The improvement in sensitivity with a $\sim 1 \text{ km}^2$ array is in part achieved by increasing the number of telescopes. Simple scaling suggests that a factor of 10^1 improvement in sensitivity requires a factor of 10^2 increase in the number of telescopes and observatory cost. However, this is not the case for the $\sim 1 \text{ km}^2$ IACT array concept, since the $\sim 1 \text{ km}^2$ concept inherently provides a better event reconstruction so that the sensitivity improves far beyond simple scaling arguments. For the current generation of small arrays, the shower core mostly falls outside the physical array dimensions. A $\sim 1 \text{ km}^2$ array could, for the first time, fully constrain the air shower based on many view points from the ground. This leads to several substantial improvements and can be understood by considering the Cherenkov light density distribution at the ground.

The Cherenkov light pool from an atmospheric cascade consists of three distinct regions: an inner region ($r < 120 \text{ m}$) in which the photon density is roughly constant, an intermediate region where density of the Cherenkov photons declines as a power law ($120 \text{ m} < r < 300 \text{ m}$) and an outer region where the density declines exponentially. A small array (VERITAS, HESS) samples the majority of cascades in the intermediate and outer regions of the light pool. A $\sim 1 \text{ km}^2$ array samples for its mostly contained events, the inner, intermediate and outer region of the light pool and allows a much larger number of telescopes to participate in the event reconstruction with several important consequences:

- First of all, at the trigger level this results in a lower energy threshold since there are always telescopes that fall into the inner region where the light density is highest. For example, the 12 m reflectors of the VERITAS array sample a majority of 100 GeV γ rays at distances of $\sim 160 \text{ m}$ and collect ~ 105 PEs per event. The same median number of photons would be collected by

9.3 m reflectors, if the atmospheric cascades were sampled within a distance of $\sim 120 \text{ m}$. A $\sim 1 \text{ km}^2$ array of IACTs with fully contained events could operate effectively at energies below 100 GeV despite having a telescope aperture smaller than that of VERITAS [18, 24]. Reducing the telescope size translates into a reduction of cost per telescope and total cost for a future observatory.

- The second factor which significantly affects the sensitivity and cost of future IACT arrays is the angular resolution for γ -rays. Due to the small footprint of the VERITAS and H.E.S.S. observatories, the majority of events above $\sim 100 \text{ GeV}$ are sampled outside the boundaries of the array, limiting the accuracy to which the core of atmospheric cascade can be triangulated. Even higher resolution pixels will not help to improve the angular resolution below ~ 9 arc-minutes [20] for small arrays. However, contained events in a $\sim 1 \text{ km}^2$ array of IACTs provide a nearly ideal reconstruction based on simultaneous observations of the shower from all directions while sampling multiple core distances. Simulations of idealized (infinite) large arrays of IACTs equipped with cameras composed from pixels of different angular sizes suggest that the angular resolution of the reconstructed arrival direction of γ -rays improves with finer pixelation up to the point at which the typical angular scale, determined by the transverse size of the shower core is reached [19]. Figure 2 shows the angular resolution that can be achieved (few minutes of arc) with an ideal “infinite” array of IACTs when instrumental effects are neglected [17].
- The third factor improving the sensitivity of $\sim 1 \text{ km}^2$ arrays of IACTs comes through enhanced background discrimination. For atmospheric cascades contained within the array footprint, it is possible to determine both the depth of the shower maximum and the cascade energy relatively accurately, thereby enabling better separa-

tion of hadronic and electromagnetic cascades. Multiple viewpoints from the ground at different core distances also allow the detection of fluctuations in light density and further improve background rejection. Additional improvements extending to energies below 200 GeV may be possible by picking up muons from hadronic cascades, a technique that is used in air shower arrays. A “muon veto” signal present in the images obtained of a large array could improve the technique even further. Another method to reject cosmic-ray background at the lowest energies and low light levels [23] is based on the parallactic displacement of images. The images viewed from multiple viewpoints at the ground show significant fluctuations in lateral displacements for hadronic showers and simulations indicate appreciable γ /hadron separation capabilities in a regime where faint Cherenkov light images can no longer be resolved for the calculation of standard image parameters. This technique could become effective close to the trigger threshold of large arrays.

In summary, the concept of “large IACT arrays” provides strongly improved sensitivity at mid-energies, ~ 1 TeV, not only due to increased collecting area, but also due to enhanced angular resolution and CR background rejection. It also presents a cost-effective solution for increasing the collecting area of the observatory at lower energies.

For energies above > 10 TeV, the collecting area of the ~ 1 km² IACT array will be approximately two times larger than its geometrical area due to events impacting beyond the perimeter of the array. It must be noted that in this energy regime the observatory is no longer background limited and therefore its sensitivity scales inversely proportional to the collecting area and exposure.

Clearly, versatility is another virtue of a “large IACT array”. If the astrophysics goal is to only measure the high-energy part of the spectrum (> 10 TeV) of a given source, e.g. the Crab Neb-

ulae or Galactic Center, only 1/10th of the observatory telescopes, spaced on the grid of ~ 300 m, would be required to participate in the study to gain a required sensitivity, while at the same time other observation programs could be conducted. The flexibility of a large array also allows operation in a sky survey mode to detect transient galactic or extragalactic sources [18]. In this mode of operation a large field of view would be synthesized by partially overlapping the fields of view of individual telescopes. Survey observations, in which collecting area has been traded for wide solid-angle coverage, could then be followed up by more sensitive “narrow-field” of view for detailed source studies.

Although the design considerations outlined above are relevant for any “large IACT array”, realistic implementations of this concept could vary. An alternative approach to the array, consisting of identical telescopes, is being developed, based on an extrapolation from small arrays, H.E.S.S. and VERITAS, and is known as the hybrid array concept. In this approach the limitation of the cost of the future observatory is addressed through a design with multiple types of IACTs, each addressing a different energy range. For example, a central core composed of a few very large aperture telescopes (~ 20 m) equipped with fine pixel cameras (or very high spatial density mid-size reflectors [24]), provides for the low energy response of the array. A significantly larger, ~ 1 km², ring area around the array core is populated with VERITAS class telescopes (> 12 m) to ensure improved collecting area and performance at mid-energies, ~ 1 TeV. Finally, a third ring surrounds the 1 km² array with a very spread-out array of inexpensive, small (2 m aperture), wide-field IACTs outfitted with coarsely pixelated cameras (0.25°), which would cover areas up to 10 km². On the order of 100 telescopes with 300 m spacing might be required to gain the desired response at the highest energies (> 10 TeV) [25].

The hybrid array concept with a central region of several large aperture telescopes is motivated by significant changes in the distribution of Cherenkov photons at energies considerably

smaller than ~ 100 GeV. At very low energies, ~ 10 GeV, the Cherenkov light is distributed over a relatively large area, but with lower overall density. Therefore, large aperture telescopes arranged in an array with significant separation between them may provide a cost effective solution to improve the low energy response.

Independently from exact implementation of the IACT array layout, the sensitivity of future ground-based observatories could be improved through the increase of both camera pixelation and the number of telescopes. The low energy sensitivity will also be affected by the telescope aperture. Therefore, a trade-off optimization of these factors should also be performed under a constraint of constant cost of the observatory. For example, if the camera dominates the overall cost of the IACT significantly, then a reduction of camera pixelation and increase of the number of telescopes is suggested for optimizing cost. If the telescope optical and positioning systems dominate the cost, then reducing the number of telescopes and improving their angular resolution is preferential for achieving the highest sensitivity. The cost per pixel and of the individual telescopes of a given aperture are the most critical parameters required for future observatory design decisions.

Through the design and construction of H.E.S.S., VERITAS, and MAGIC, considerable experience has been gained in understanding the cost and technical challenges of constructing prime focus, Davies-Cotton (DC) and parabolic reflectors and assembling cameras from hundreds of individual PMTs. The relatively inexpensive, DC telescope design has been used in ground-based γ -ray astronomy for almost fifty years successfully and provides an excellent baseline option for a future observatory. For example, the HESS 13 m aperture telescopes have an optical pointspread function of better than 0.05 deg. FWHM over a 4 degree field of view and pixel size of 0.15 deg., demonstrating that this telescope design could in principle accommodate a few arc minute camera resolution. To reach significantly better angular resolution in conjunction with wider field of view systems, alternative

designs are being considered.

An alternative telescope design that could be used in future IACT array is based on the Schwarzschild-Couder (SC) optical system (see Fig. 4) [27], which consists of two mirrors configured to correct spherical and coma aberrations, and minimize astigmatism. For a given light-collecting area, the SC optical system has considerably shorter focal length than the DC optical system, and is compatible with small-sized, integrated photo-sensors, such as Multi Anode PMTs (MAPMTs) and possibly Silicon PMs (SiPMs). Although the SC telescope optical system, based on aspheric mirrors, is more expensive than that of a DC design of similar aperture and angular resolution, it offers a reduction in the costs of focal plane instrumentation using pixels that are physically substantially smaller. In addition, the SC telescope offers a wide, unvignetted, 6 degree field-of-view, unprecedented for ACTs, which can be further extended up to 12 degrees, if necessary, when a modest degradation of imaging and loss of light-collecting area can be tolerated. Unlike a DC telescope, the two-mirror aplanatic SC design does not introduce wavefront distortions, allowing the use of fast $> \text{GHz}$ electronics to exploit the very short intrinsic time scale of Cherenkov light pulses (< 3 nsec). The Schwarzschild telescope design was proposed in 1905 [28], but the construction of an SC telescope only became technologically possible recently due to fundamental advances in the process of fabricating aspheric mirrors utilizing replication processes such as glass slumping, electroforming, etc. It is evident that the SC design requires novel technologies and is scientifically attractive. Prototyping and a demonstration of its performance and cost are required to fully explore its potential and scientific capabilities.

To summarize, “large” IACT array concept provides the means to achieve the required factor of 10 sensitivity improvement over existing instruments. Significant simulations and design studies are required to make an informed decision on the exact array implementation, such as deciding between uniform or graded arrays. Two tele-

scope designs, DC & SC, offer a possibility for the largest collecting area, largest aperture, and highest angular resolution IACT array options. Studies of the tradeoff of performance costs and robustness of operation are necessary for design conclusions.

1.5 Future EAS Observatory

The success of EAS observatories in gamma-ray astronomy is relatively recent, with the first detection of new sources within the last couple of years [9], as compared to the over 20 year history of successes with IACTs. However, EAS observatories have unique and complementary capabilities to the IACTs. The strengths of the technique lie in the ability to perform unbiased all-sky surveys (not simply of limited regions such as the Galactic plane), to measure spectra up to the highest energies, to detect extended sources and very extended regions of diffuse emission such as the Galactic plane, and to monitor the sky for the brightest transient emission from active galaxies and gamma-ray bursts and search for unknown transient phenomena.

The instantaneous field of view of an EAS detector is ≈ 2 sr and is limited by the increasing depth of the atmosphere that must be traversed by the extensive air shower at larger zenith angles. However, for higher energy gamma rays, the showers are closer to shower maximum and have more particles; thus the resolution improves. As the Earth rotates, all sources that pass within ≈ 45 degrees of the detector's zenith are observed for up to 6 hours. For a source with a Crab-like spectrum, the flux sensitivity of an EAS detector varies by less than 30% for all sources located within $\approx 2\pi$ sr.

The angular resolution, energy resolution, and γ -hadron separation capabilities of EAS technique are limited by the fact that the detectors sample the particles in the tail of the shower development well past the shower maximum. The angular resolution improves at higher energies (> 10 TeV), and the best single-photon angular resolution achieved to date is 0.35° which was achieved with the highest energy observations of Milagro.

Placing an extensive shower detector at a higher elevation will allow the particles to be detected closer to the shower maximum. For example, an observatory at 4100m above sea level detects 5-6 times as many particles for the same energy primary as an observatory at 2650m (the elevation of Milagro).

Also, increasing the size of a detector will increase the collection area and thus the sensitivity. As both signal and background are increased, the relative sensitivity would scale proportional to $\text{Area}^{0.5}$ if there were no other improvements. However, the effectiveness of the gamma-hadron cuts improves drastically with detector size, because the lateral shower distribution is more thoroughly sampled. The background hadron induced showers can be efficiently rejected through the identification of muons, hadrons and secondary electromagnetic cores. But the large transverse momentum of hadronic interactions spreads the shower secondaries over a much larger area on the ground than the gamma-ray initiated showers. Detailed simulations using Corsika to simulate the air showers and GEANT4 to simulate a water Cherenkov observatory show that most background hadronic showers can be rejected by identifying large energy deposits separated from the shower core[29]. Simulations of larger versions of such a detector demonstrate that sensitivity scales as $\text{Area}^{0.8}$ at least up to 300m x 300m.

The high-energy sensitivity of all gamma-ray detectors is limited by the total exposure because the flux of gamma rays decreases with energy. An EAS detector has a very large exposure from observing every source every day. For example, a detector of area $2 \times 10^4 \text{m}^2$ after 5 years will have over $1 \text{ km}^2 \times 100$ hours of exposure. And as the energy increases, EAS observatories become background free because the lateral distribution of muons, hadrons and secondary cores in hadronic showers is better sampled.

The low energy response of EAS detectors is very different from IACTs, again because only the tail of the longitudinal distribution of the shower is observed. Past shower maximum, the number of particles in the shower decreases with each radi-

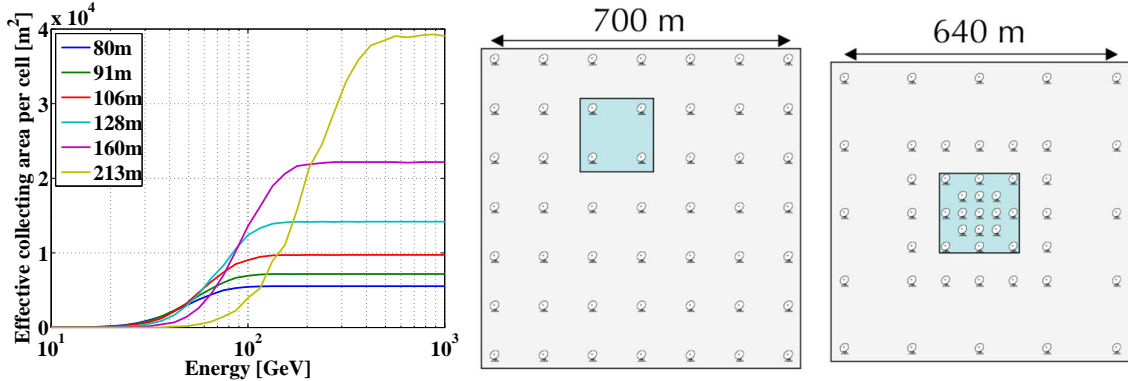


Figure 3: *Left:* Effective area vs. energy for a single cell for different telescope spacings; for a very large array with a fixed number of telescopes, the total effective area will be proportional to this number. *Center, Right:* Two possible array configurations showing a uniform array and one where the central cluster of telescopes is more densely packed to achieve a balance between the desires for low threshold and large effective area at higher energies.

ation length. However, the probability of a primary penetrating several radiation lengths prior to first interaction in the atmosphere decreases exponentially with radiation length. These two facts, as well as the number of particles at shower maximum is proportional to the primary energy, imply the effective area increases with energy E as $E^{2.6}$ until a threshold energy where the shower can be detected if the primary interacts within the first radiation length in the atmosphere. Therefore, EAS detectors can have an effective area up to 100 m² at the low energies of ~ 100 GeV. This area is considerably larger than Fermi's of ~ 1 m², and is sufficient to observe bright, extragalactic sources such as active galactic nuclei and possibly gamma-ray bursts. The wide field of view of EAS observatories is required to obtain long term monitoring of these transient sources and EAS observatories search their data in real time for these transient events to send notifications within a few seconds to IACTs and observers at other wavelengths.

The HAWC (High Altitude Water Cherenkov) observatory is a next logical step in the development of EAS observatories[30]. It will be located in Mexico at Sierra Negra at an altitude of 4100 m and will have 10-15 times the sensitivity of Milagro. The (HAWC) observatory will re-use the existing photomultiplier tubes from Milagro in an approximately square array of 900 large

water tanks. The tanks will be made of plastic similar to the Auger tanks, but will be larger, with a diameter of 5 m and 4.3 m tall. An 8" diameter PMT would be placed at the bottom of each tank and look up into the water volume under ≈ 4 m of water. The array would enclose 22,500 m² with $\approx 75\%$ active area. Thus, unlike Milagro, the same layer of PMTs would be used to both reconstruct the direction of the primary gamma ray and to discriminate against the cosmic-ray background. The optical isolation of each PMT in a separate tank allows a single layer to accomplish both objectives. A single tank has been tested in conjunction with Milagro and its performance agrees with Monte Carlo simulation predictions. The optical isolation also improves the background discrimination (especially at the trigger level), and the angular and energy resolution of the detector.

The performance of HAWC is shown in Figure 5 and is compared to Milagro. These detailed calculations use the same Monte Carlo simulations that accurately predict the performance of Milagro. The top panel shows the large increase in the effective area at lower energies as expected from the increase in altitude from 2600m to 4100m. At higher energies the geometric area of HAWC is similar to the geometric area of Milagro with its outrigger tanks. However, the improved sampling of the showers over

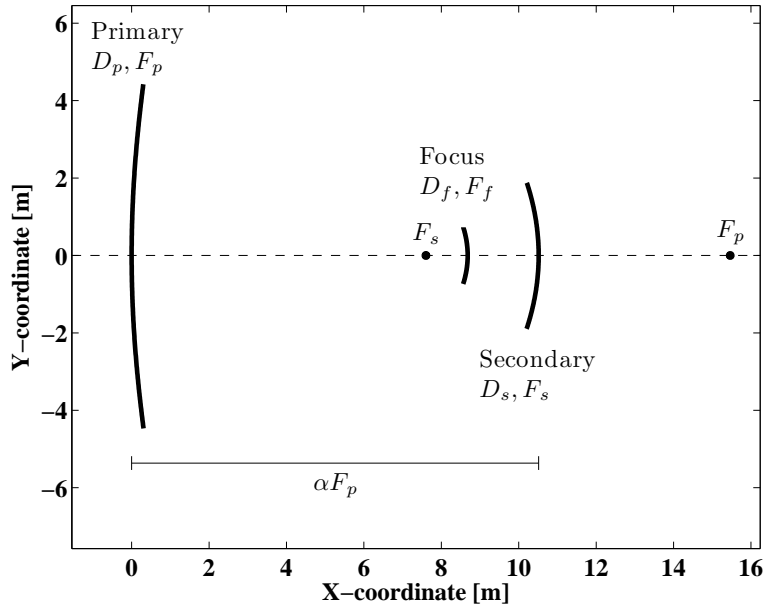


Figure 4: A future Cherenkov telescope array may use conventional Davies-Cotton or parabolic optical reflectors similar to the ones used by VERITAS, MAGIC, and H.E.S.S., or may use novel Schwarzschild-Couder optical designs that combine wide field of views with excellent point spread functions and a reduction of the plate-scale, and thus of the camera size, weight, and costs. The image shows the cross-section of an exemplary Schwarzschild-Couder design (from [27]).

this area with the continuous array of HAWC tanks results in improved angular resolution and a major increase in background rejection efficiency. Therefore, the combined sensitivity improvement for a Crab-like source is a factor of 10-15 times better than Milagro. This implies that the Crab can be detected in one day as compared to three months with Milagro.

The water Cherenkov EAS detector can be extrapolated to enclose even larger areas and the sensitivity of such a detector is relatively straight forward to calculate. Earlier work in this area discussed an array enclosing $100,000 \text{ m}^2$, with two layers of PMTs [31, 32]. Recent work indicates that a single deep layer (as in the HAWC design) will perform as well as the previous two-layer design. For example, a detector with an active detection area $100,000 \text{ m}^2$ (HAWC100), located at 5200 m above sea level, would have an effective area at 100 GeV of $\sim 10,000 \text{ m}^2$ for showers from zenith. The low-energy response allows for the detection of gamma-ray bursts at larger redshifts than current instruments ($z \sim 1$

for HAWC compared to $z \sim 0.3$ for Milagro if, at the source, the TeV fluence is equal to the keV fluence). While current instruments, such as Milagro, indicate that the typical TeV fluence from a GRB is less than the keV fluence, instruments such as HAWC100 and HAWC would be sensitive to a TeV fluence 2-3 orders of magnitude smaller than the keV fluence of the brightest gamma-ray bursts.

1.6 Technology Roadmap

The recent successes of TeV γ -ray astronomy both in terms of scientific accomplishments and in terms of instrument performance have generated considerable interest in next-generation instruments. Part of the excitement originates from the fact that an order of magnitude sensitivity improvement seems to be in reach and at acceptable costs for making use of existing technologies. New technologies could result in even better sensitivity improvements. A roadmap for IACT instruments over the next 3 years should

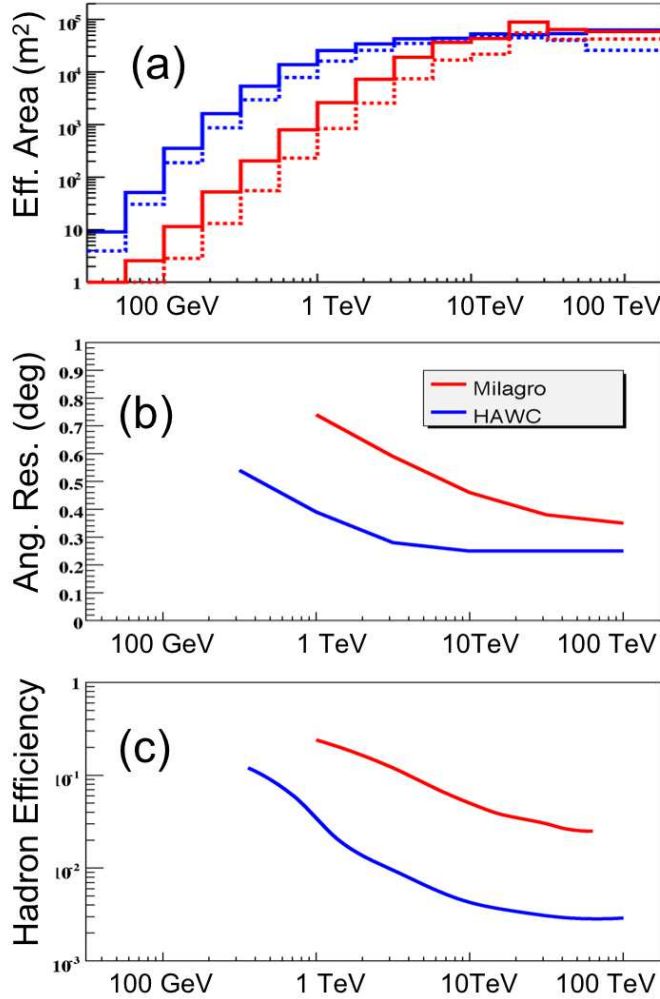


Figure 5: : The sensitivity of HAWC and Milagro versus primary gamma-ray energy. Panel (a) shows the effective area, (b) the angular resolution, and (c) the efficiency with the hadronic background showers are rejected when half of the gamma-ray events are accepted.

focus on design studies to understand the trade-offs between performance, costs, reliability of operation of IACT arrays, and on carrying out prototyping and the required research and development. It is anticipated that, at the end of this R&D phase, a full proposal for construction of an observatory would be submitted. A next generation instrument could be built on a time scale of ~ 5 years to then be operated for between 5 years (experiment-style operation) and several decades (observatory-style operation). For IACT instruments, the following R&D should be performed:

- Monte Carlo simulations of performance of large IACT arrays to optimize array config-

uration parameters such as array type (hybrid or homogeneous), array layout, aperture(s) of the telescope(s), and pixilation of the cameras, with a fixed cost constraint. Effects of these parameters on energy threshold, angular resolution, and sensitivity of the observatory should be fully understood, together with associated cost implications.

- The conservative Davies-Cotton telescope design with $f - \frac{F}{D} \sim 1$ should be considered as a baseline option for the future observatory. However, limitations of this design and benefits and cost impact of alternative

options should be investigated. These alternatives include large focal length Davies-Cotton or parabolic prime-focus reflectors with $f \sim 2$ and aplanatic two-mirror optical systems, such as Schwarzschild-Couder and Ritchey-Chrétien telescopes. The latter designs have the potential to combine significantly improved off-axis point spread functions, large field-of-views, and isochronicity with reduced plate scales and consequently reduced costs of focal plane instrumentation. Prototyping of elements of the optical system of SC or RC telescopes is required to assess cost, reliability and performance improvement. Mechanical engineering feasibility studies of large focal length prime focus telescopes and two-mirror telescopes should be conducted.

- The development and evaluation of different camera options should be continued. Of particular interest are alternative photodetectors (photomultiplier tubes with ultra high quantum efficiency, multi-anode photomultipliers, multi channel plates, Si photomultipliers, Geiger mode Si detectors, and hybrid photodetectors with semiconductor photocathodes such as GaAsP or In-GaN) and a modular design of the camera which reduces the assembly and maintenance costs. Compatibility of these options with different telescope designs and reliability of operation and cost impact should be evaluated.
- The development of ASIC-based front-end-electronics should be continued to further minimize the power and price of the readout per pixel.
- A next-generation experiment should offer the flexibility to operate in different configurations, so that specific telescope combinations can be used to achieve certain science objectives. Such a system requires the development of a flexible trigger system. Furthermore, the R&D should explore the possibility of combining the trigger signals of closely spaced telescopes to synthesize a sin-

gle telescope of larger aperture. A smart trigger could be used to reduce various backgrounds based on parallactic displacements of Cherenkov light images [23].

- The telescope design has to be optimized to allow for mass production and to minimize the maintenance costs.
- The telescopes should largely run in robotic operation mode to enable a small crew to operate the entire system. The reliability of operation of large IACT arrays should be specifically researched, including tests of instrumentation failure rates and weathering to evaluate required maintenance costs.

A roadmap for EAS array over the next 5 years (HAWC) is well defined by the benefits of moving the experiment to high altitudes and enlarging the detection area. The cost of this path is $< \$10\text{M USD}$. A site in Mexico has been identified and is a few km from the Large Millimeter Telescope; it is a 2 hour drive from the international airport in Puebla, and has existing infrastructure of roads, electricity, and internet. The HAWC project will be a joint US and Mexican collaboration with scientists from Milagro, Auger, and other astronomical and high-energy physics projects.

The R&D for IACT could be finalized on a time scale of between 3 (IACTs). The R&D should go hand in hand with the establishment of a suitable experimental site and the build-up of basic infrastructure. Ideally, the site should offer an easily accessible area exceeding 1 km^2 . For an IACT array, an altitude between 2 km and 3.5 km will give the best tradeoff between low energy thresholds, excellent high-energy sensitivity, and ease of construction and operation.

The U.S. teams have pioneered the field of ground based γ -ray astronomy during the last 50 years. The U.S. community has formed the “AGIS” collaboration (Advanced Gamma ray Imaging System) to optimize the design of a future γ -ray detector. A similar effort is currently under consideration in Europe by the CTA (Cherenkov Telescope Ar-

ray) group, and the Japanese/Australian groups building CANGAROO are also exploring avenues for future progress. Given the scope of a next-generation experiment, the close collaboration of the US teams with the European and Japanese/Australian groups should be continued and intensified. If funded appropriately, the US teams are in an excellent position to lead the field to new heights.

References

- [1] Weekes, T. C., et al., 1989, ApJ, 342, 379
- [2] Weekes, T. C., et al. 2002, APh, 17, 221
- [3] Maier, G. et al. 2007, In Proc. 30th ICRC, Merida, Mexico
- [4] E. Lorenz, 2004, NewAR, 48, 339
- [5] Goebel, F. et al. 2007, In Proc. 30th ICRC, Merida, Mexico
- [6] J. A. Hinton, 2004, NewAR, 48, 331
- [7] Horns, D. et al. 2007, Journal of Physics: Conference Series, 60, 119-122
- [8] Smith, A.J. et al. 2005, Proceedings of 29th ICRC, 10, 227
- [9] Abdo, A., et al., 2007, ApJL, 664, 91
- [10] Weekes, T. C., 2007, in Proceedings of Energy Budget in the High Energy Universe workshop, Eds. K. Sato & J. Hisano, p.282
- [11] Mori, M. et al. 2007, In Proc. 30th ICRC, Merida, Mexico
- [12] Aielli G., et al. 2007, Nuclear Physics B . Proceedings Supplements, 166, 96
- [13] McEnery, J. et al. 2007, In Proceedings of the 30th ICRC, Merida, Mexico
- [14] Lichti, G. G., et al. 2007, American Institute of Physics Conference Series, 906, 119
- [15] Aharonian, F. 2005, In Proc. “Towards a Network of Atmospheric Cherenkov Detectors VII”, 2005, Palaiseau, France, arXiv:astro-ph/0511139
- [16] Aharonian, F., Buckley, J., Sinnis, G. 2008, RoP, in press.
- [17] Hofmann, W., 2005, “Performance Limits for Cherenkov Instruments., 2005, Palaiseau, France, arXiv:astro-ph/0603076v2
- [18] Vassiliev V., V. & Fegan, S. J., 2005, Palaiseau, France, arXiv:astro-ph/0511342v1
- [19] Fegan, S. J., & Vassiliev, V. V., 2007, In Proc. 30th ICRC, Merida, Mexico
- [20] Bugaev, V. V., Buckley, J. H., Krawczynski, H. 2007, In Proceedings of the 30th ICRC, Merida, Mexico
- [21] Krawczynski, H., Carter-Lewis, D. A., Duke, C., et al. 2006, APh, 25, 380
- [22] [http://www-glast.slac.stanford.edu, local link software/IS/glast_lat_performance.htm](http://www-glast.slac.stanford.edu/local/link/software/IS/glast_lat_performance.htm)
- [23] Krennrich, F., and Lamb, R.C., 1995, Experimental Astronomy, 6, 285
- [24] Jung, I., et al., 2005, in “Towards a Network of Atmospheric Cherenkov Detectors VII”, Eds. B. Degrange & G. Fontaine, 463
- [25] Stamatescu, V. 2007, In Proc. 30th ICRC, Merida, Mexico; in “towards a Network of Atmospheric Cherenkov Detectors VI I”, Eds. B. Degrange and G. Fontaine, 445
- [26] Schwarzschild, K., 1905, Astronomische Mittheilungen der Königlichen Sternwarte zu Göttingen, 10, 3
- [27] Vassiliev, V., Fegan, S., Brousseau, P. 2007, APh, 28, 10
- [28] Schwarzschild, K., 1905, Untersuchungen zur geometrischen Optik II
- [29] Smith, A.J. et al. 2007 *Proceedings of the 1st GLAST Science Symposium*, AIP Vol 921, eds. S. Ritz, P. Michelson, C. Meegan, 442
- [30] Dingus, B. L. et al. 2007 *Proceedings of the 1st GLAST Science Symposium*, AIP Vol 921, eds. S. Ritz, P. Michelson, C. Meegan, 438
- [31] Sinnis, G., Smith, A., and McEnery, J. E., 2004, *Proceedings of the 10th Marcel Grossman Meeting*, eds. M. Novello, S.P.Bergliaffa, & R. Ruffini, 1068
- [32] Sinnis, G., 2005, *Proceedings Towards A Network of Atmospheric Cherenkov Telescopes VII*, Palaiseau, France