

# Coherent Exciton Dynamics and Trapping in Topologically Disordered Systems

Oliver Mülken and Alexander Blumen

*Theoretische Polymerphysik, Universität Freiburg, Hermann-Herder-Straße 3, 79104 Freiburg, Germany*

(Dated: November 3, 2018)

We analyze the coherent dynamics of excitons in three dimensional topologically disordered networks with traps. If the interactions between the nodes of the network are long ranged, i.e., algebraically decaying as a function of the distance between the nodes, the average survival probability of an exciton surprisingly shows a characteristic decay with features similar to the decay found for regular one-dimensional systems. We further show how this decay can be related to the eigenstates of the same system without a trap.

PACS numbers: 05.60.Gg, 71.35.-y

## I. INTRODUCTION

Coherent dynamical processes are of interest in many fields of research. Naturally, quantum mechanical systems like atoms in optical lattices display coherent dynamics, see [1] and references therein. Optical systems, for instance, lattices of evanescently coupled waveguides allow to study the basic principles of coherent energy transfer from the experimental side, given that these systems have long decoherence times [2]. Also some biological processes show instances of being coherent: an example is the highly efficient energy transfer in photosynthesis, which cannot be understood based only on (incoherent) diffusion [3, 4, 5].

The transport takes place over many, quite diverse geometries, ranging from very ordered lattices to random networks of active sites. Here, an efficient approximate description of the dynamics is given by a tight-binding ansatz which also allows to take the structure over which the excitation dynamics occurs fully into account [6, 7, 8]. Depending on the system, the interactions between sites extend from nearest-neighbor couplings to being of long-range type. An example for systems which allow to experimentally control and manipulate the range of the interactions are ultra-cold Rydberg gases [9, 10]. Furthermore, it is possible to excite individual atoms locally; at later times these excitations may spread over the whole aggregate. By considering only the original Rydberg state and the state the local excitation is in, one can view the whole gas of atoms as being a collection of two-level systems [11]; this resembles the situation in so-called spin-gases [12]. The typical interactions between the atoms of the Rydberg gas is of dipole-dipole nature, decaying with the third power of the mutual distance between the atoms.

Now, instead of directly following the propagation of a single excitation one can monitor the (global) transport process. One can introduce dissipation into the system in a controlled way. So-called excitation traps, which are placed at certain sites of the network, will “absorb”/“trap” the excitation once it hits the trap. For Rydberg atoms such traps can be realized by exciting one atom into a different state such that the excitation gets to be absorbed at this site [13, 14]. By monitoring the decay of the survival probability for the excitation to remain inside the system, i.e., not to get absorbed by a trap, one obtains information about the dynamics within the system.

The paper is organized as follows: After briefly recall-

ing the phenomenological approach to excitation trapping, we show how the exciton survival probability for a given system can be related to the eigenstates of the same system without traps. Our model system, a random assembly of two-level systems in a cubic box, is described next, before presenting our numerical results, which were obtained using LAPACK routines.

## II. COHERENT EXCITON TRAPPING

The Hamiltonian for a system of  $N$  nodes without traps is  $\mathbf{H}_0$ , where the states  $|j\rangle$  are associated with excitations localized at the nodes  $j$  ( $j = 1, \dots, N$ ). These states are assumed to form a complete, orthonormal basis set of the whole accessible Hilbert space ( $\langle k|j\rangle = \delta_{kj}$  and  $\sum_k |k\rangle\langle k| = \mathbf{1}$ ). Within a phenomenological approach, the Hamiltonian, which incorporates trapping of excitations at the nodes  $m$  ( $m \in \mathcal{M}$  and  $\mathcal{M} \subset \{1, \dots, N\}$ ), is given by  $\mathbf{H} \equiv \mathbf{H}_0 - i\mathbf{\Gamma}$ , where  $i\mathbf{\Gamma} \equiv i\mathbf{\Gamma} \sum_{m \in \mathcal{M}} |m\rangle\langle m|$  is the trapping operator, see Ref. [13] for details. As a result,  $\mathbf{H}$  is non-hermitian and has  $N$  complex eigenvalues,  $E_l = \epsilon_l - i\gamma_l$  ( $l = 1, \dots, N$ ) where  $\gamma_l > 0$ , and  $N$  left and  $N$  right eigenstates, denoted by  $|\Psi_l\rangle$  and  $\langle\tilde{\Psi}_l|$ , respectively. The transition probabilities are given by

$$\pi_{kj}(t) = \left| \sum_l \exp(-\gamma_l t) \exp(-i\epsilon_l t) \langle k|\Psi_l\rangle \langle\tilde{\Psi}_l|j\rangle \right|^2, \quad (1)$$

so that the imaginary parts  $\gamma_l$  of  $E_l$  determine the temporal decay.

The mean survival probability  $\Pi_M(t)$  of an excitation in the presence of  $M$  trap nodes is a global property of the network and is defined as

$$\Pi_M(t) \equiv \frac{1}{N-M} \sum_{j \notin \mathcal{M}} \sum_{k \notin \mathcal{M}} \pi_{kj}(t), \quad (2)$$

i.e.,  $\Pi_M(t)$  is the average of  $\pi_{kj}(t)$  over all initial nodes  $j$  and all final nodes  $k$ , neither of them being a trap node. For intermediate and long times and for a small number of trap nodes,  $\Pi_M(t)$  is mainly a sum of exponentially decaying terms [13]:

$$\Pi_M(t) \approx \frac{1}{N-M} \sum_{l=1}^N \exp(-2\gamma_l t). \quad (3)$$

If the imaginary parts  $\gamma_l$  obey a power-law with an exponent  $1/\eta$  ( $\gamma_l \sim al^{1/\eta}$ ), the mean survival probability scales at intermediate times as  $\Pi_M(t) \sim t^{-\eta}$ .

In the subsequent calculations we will use the following (approximate) average survival probability for a single trap ( $M = 1$ ), obtained by slightly modifying Eq. (3),

$$\Pi(t) \equiv \frac{1}{N} \sum_{l=1}^N \exp(-2\gamma_l t), \quad (4)$$

which ensures the same normalization for different  $N$ , i.e.,  $\Pi(0) = 1$  for all  $N$ .

### A. Relation to the eigenstates of $\mathbf{H}_0$

In a perturbation theoretical treatment, assuming the trapping strength  $\Gamma$  to be small, the imaginary parts  $\gamma_l$  can be related to the eigenstates  $|\Psi_l^{(0)}\rangle$  of the system without traps [15]. For a single trap at node  $k$  one has

$$\gamma_l = \Gamma |\langle k | \Psi_l^{(0)} \rangle|^2. \quad (5)$$

In the continuum limit the index  $l$  becomes a continuous variable, say,  $x$  and the imaginary parts lie in the interval  $\gamma_l \in [0, \gamma_{\max}]$ . If we know the density  $\rho[\gamma(x)] = dx(\gamma)/d\gamma$  of the  $\gamma(x)$ , Eq. (4) can be recast into the form

$$\Pi(t) = \int_0^\infty d\gamma \rho(\gamma) \exp(-2\gamma t) \equiv \mathcal{L}\{\rho(\gamma)\}, \quad (6)$$

where  $\mathcal{L}\{\rho(\gamma)\}$  denotes the Laplace transform of  $\rho(\gamma)$ . On the other hand, if we know  $\Pi(t)$ , we can obtain the density  $\rho(\gamma)$  by the inverse Laplace transform  $\mathcal{L}^{-1}\{\Pi(t)\}$ .

Take as an example a linear system with a trap at one end. At intermediate times, the mean survival probability will decay as  $\Pi(t) \sim t^{-1/2}$  [15]. From Eq. (6) one immediately obtains  $\rho(\gamma) \sim \gamma^{-1/2}$  and from this by integration  $\gamma \sim x^2$ . We will elaborate on the relation between trapping and the eigenstates of a closed system elsewhere in more detail [16].

## III. QUANTUM NETWORK

We start from a random configuration of  $(N - 1)$  identical nodes and *one* trap node. All  $N$  nodes are placed at random in a 3-dimensional box with Cartesian coordinates  $\{x^{(i)}\}$ , with  $i = 1, 2, 3$ . Then the distance between two nodes  $j$  and  $k$  is given by

$$\Delta_{j,k} = \left[ \sum_{i=1}^3 (x_j^{(i)} - x_k^{(i)})^2 \right]^{1/2}, \quad (7)$$

where the coordinates  $x_j^{(i)}$  and  $x_k^{(i)}$  are homogeneously distributed random numbers in the interval  $[0, N]$ . To relate our results to the energy transfer dynamics within Rydberg gases

we consider interactions decaying as  $\Delta_{j,k}^{-3}$ . In the absence of traps the corresponding Hamiltonian  $\mathbf{H}_0$  has the following matrix elements

$$\langle k | \mathbf{H}_0 | j \rangle = \begin{cases} -\Delta_{j,k}^{-3} & \text{for } k \neq j \\ \sum_{k \neq j} \Delta_{j,k}^{-3} & \text{for } k = j. \end{cases} \quad (8)$$

We now choose one of the  $N$  nodes to be a trap, i.e., for this node the full Hamiltonian  $\mathbf{H}$  has an additional purely imaginary matrix element  $-i\Gamma$ . Since the configuration of nodes is random, we can (without any loss of generality) assume in the following that the node labeled 1 is the trap. Figure 1 shows one realization of the system in which the trap node is explicitly labeled.

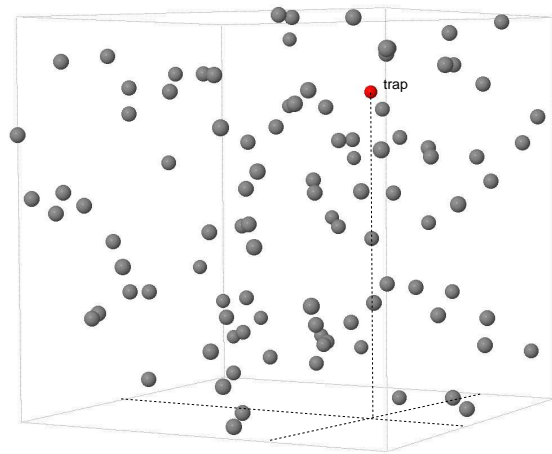


FIG. 1: (Color online) Exemplary random configurations of  $N = 100$  nodes in a cube, one of which is a trap (labeled red dot).

For disordered systems, we calculate averages over  $R$  different realizations following

$$\langle \cdot \rangle_R \equiv \frac{1}{R} \sum_{r=1}^R [\cdot]_r, \quad (9)$$

where  $[\cdot]_r$  denotes the realization  $r$ . In our calculations we also assume the trapping strength  $[\Gamma]_r$  to be realization dependent, because we require it to be proportional to the diagonal element  $[\langle 1 | \mathbf{H}_0 | 1 \rangle]_r$  in that particular realization, namely  $[\Gamma]_r \equiv \Gamma [\langle 1 | \mathbf{H}_0 | 1 \rangle]_r$ . As it will turn out, the dependence of the decay on the value of  $\Gamma$  is quite weak - different  $\Gamma$  mainly rescale the time axis. Thus we will consider only the two extreme cases: (a)  $\Gamma = 10^{-6}$ , for which a perturbation theoretical treatment can be justified, and (b)  $\Gamma = 1$ , such that the average trapping strength is of the same order as the diagonal elements of  $\mathbf{H}_0$  at the node of the trap.

While each realization  $[\Pi(t)]_r$  corresponds to a specific spectrum of the  $[\gamma_l]_r$ , the correspondence of  $\langle \Pi(t) \rangle_R$  to the average  $\langle \gamma_l \rangle_R$  is not that straightforward. However, for all  $t$ , the function  $\exp(-2\gamma_l t)$  is convex, therefore, Jensen's inequality applies, see paragraph 12.41 of [17], such that we

obtain for a given  $l$

$$\langle \exp(-2\gamma l t) \rangle_R \geq \exp(-2t\langle\gamma_l\rangle_R). \quad (10)$$

From this we get a lower bound for  $\langle \Pi(t) \rangle_R$ :

$$\langle \Pi(t) \rangle_R \geq \frac{1}{N} \sum_{l=1}^N \exp(-2t\langle\gamma_l\rangle_R). \quad (11)$$

#### IV. NUMERICAL RESULTS

For a linear system with equal distance between neighboring nodes it has been shown in Refs. [13, 15], that the decay of  $\Pi_M(t)$  shows characteristic features of quantum transport, such as an algebraic decay of the survival probability at intermediate times. It is not a priori clear that these features will persist in higher dimensions or in disordered systems with long-range interactions. As we proceed to show, the quantum network for a disordered system in three dimension, as defined in the previous section, still displays, in the ensemble average, distinct temporal regions with different behaviors of the decay of  $\langle \Pi(t) \rangle_R$ .

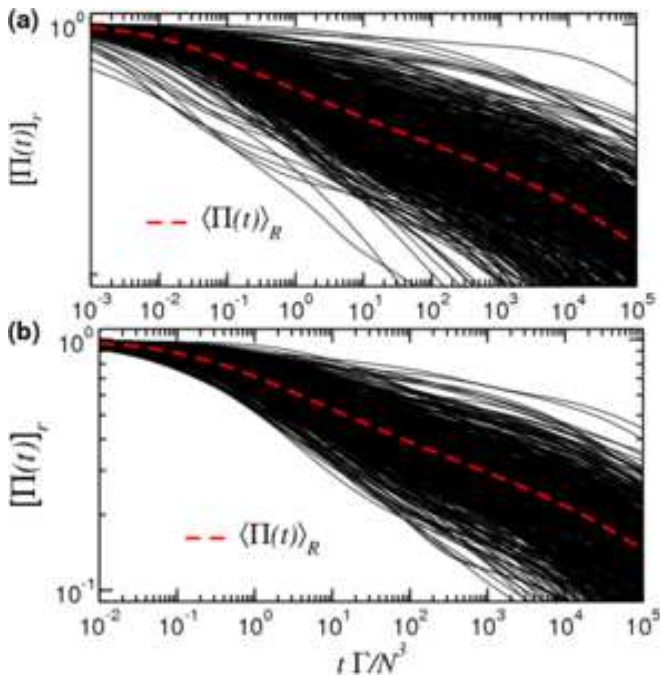


FIG. 2: (Color online) Decay of  $[\Pi(t)]_r$  as a function of rescaled time  $t\Gamma/N^3$  for  $R = 500$  different realization and  $N = 100$ : (a) for  $\Gamma = 10^{-6}$  and (b) for  $\Gamma = 1$ . The dashed red curves show the ensemble averages  $\langle \Pi(t) \rangle_R$ .

As an example, Fig. 2 shows  $[\Pi(t)]_r$  obtained from Eq. (4) for  $N = 100$  and for  $R = 500$  different realizations. Fig. 2(a) gives the results for  $\Gamma = 10^{-6}$  and Fig. 2(b) for  $\Gamma = 1$ . In both figures the average  $\langle \Pi(t) \rangle_R$  is shown as a dashed red line. Obviously, the various realizations differ strongly in their behavior, displaying stronger and weaker decays. However, in the

ensemble average, the decay of  $\langle \Pi(t) \rangle_R$  is qualitatively comparable to the one found for regular (one-dimensional) systems, in that it follows a power-law at intermediate times. Additionally, all realizations show monotonic decays, although with variations over several orders of magnitude in time.

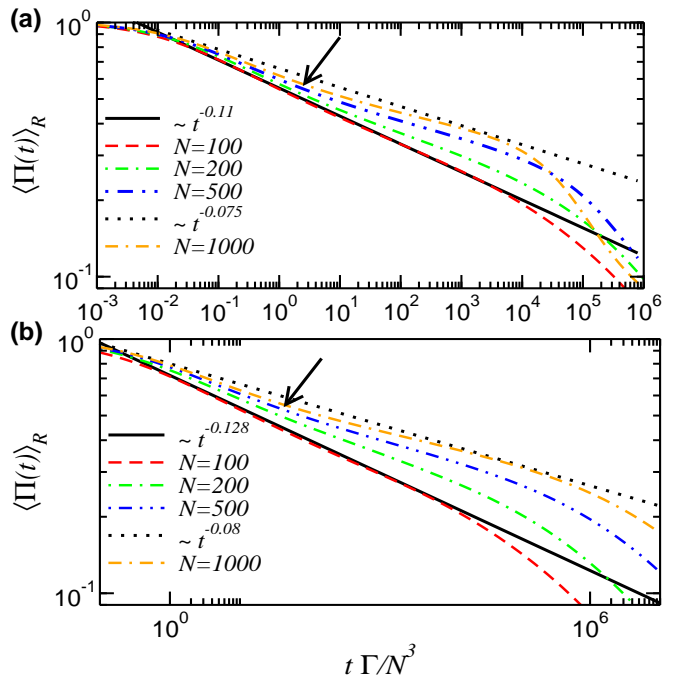


FIG. 3: (Color online) Ensemble averages  $\langle \Pi(t) \rangle_R$  for different  $N$ : (a) for  $\Gamma = 10^{-6}$  and (b) for  $\Gamma = 1$ . The scalings in the intermediate time regions for  $N = 100$  and  $N = 1000$  are shown as solid black lines along with the appropriate scaling law. The arrows are guides to the eye pointing at the bend of  $\langle \Pi(t) \rangle_R$  for  $N = 1000$ .

An analysis of  $\langle \Pi(t) \rangle_R$  is shown in Fig. 3 at the two values  $\Gamma = 10^{-6}$  and  $\Gamma = 1$  for different  $N$ . In all cases the intermediate time decay can be fitted by a power-law

$$\langle \Pi(t) \rangle_R \sim t^{-\eta(N)}, \quad (12)$$

where, different from the regular linear case [13, 15], the exponent  $\eta$  is now  $N$ -dependent. It turns out that approximating the exponent by

$$\eta(N) = \eta_0 N^\mu, \quad (13)$$

while keeping  $\Gamma$  fixed, yields satisfactory results. Note, however, that  $\eta_0$  and also  $\mu$  might still depend on  $\Gamma$ .

Now, we can estimate  $\mu$  based on the results of  $\eta$  for  $N_1 = 100$  and  $N_2 = 1000$ . From  $\eta_0 = \eta(N_1)/N_1^\mu = \eta(N_2)/N_2^\mu$  one obtains

$$\mu = \frac{\ln \eta(N_2) - \ln \eta(N_1)}{\ln N_2 - \ln N_1}. \quad (14)$$

From the numerical values given in Fig. 3 we get approximately  $\mu \approx -0.166$  and  $\eta_0 = 0.0349$  for  $\Gamma = 10^{-6}$  and  $\mu \approx -0.204$  and  $\eta_0 = 0.0313$  for  $\Gamma = 1$ .

From Fig. 3 as well as from Eq. (13) we see that the exponent  $\eta(N)$  decreases with increasing  $N$ . Certainly, if  $N$

becomes very large it is quite improbable (in the ensemble average) for an exciton to encounter the single trap. Therefore, the decay of  $\langle \Pi(t) \rangle_R$  can only be observed at very long times.

### A. Relation to the eigenstates $|\Psi_l^{(0)}\rangle$

The fact that there is a decay at all can be explained by recalling that for small  $\Gamma$ , the decay rates  $\gamma_l$  are related to the eigenstates  $|\Psi_l^{(0)}\rangle$  of the system without traps, see above, which in the ensemble average we can write

$$\langle \gamma_l \rangle_R = \left\langle \Gamma |\langle k | \Psi_l^{(0)} \rangle|^2 \right\rangle_R. \quad (15)$$

Now, imagine there are states  $|\Psi_l^{(0)}\rangle$  which have no overlap with the trap node at position  $k$ . This would cause vanishing  $\gamma_l$  for some  $l$ , which would lead to a non-vanishing  $\Pi(t)$  even in the asymptotic time limit, see Eq. (4). From Fig. 2 one sees that at least in the displayed time interval all  $[\Pi(t)]_r$  decay strictly monotonically. Therefore, there are several eigenstates  $|\Psi_l^{(0)}\rangle_r$  which have non-vanishing overlap with the trap node.

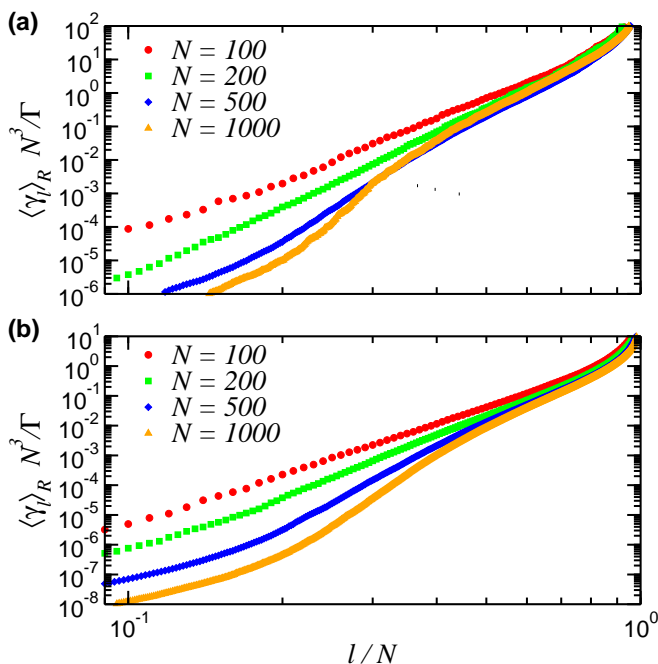


FIG. 4: (Color online) Ensemble average of the imaginary parts  $\langle \gamma_l \rangle_R$  for different  $N$  sorted in ascending order: (a) for  $\Gamma = 10^{-6}$  and (b) for  $\Gamma = 1$ .

In Fig. 4 the average  $\langle \gamma_l \rangle_R$  is shown as a function of  $l/N$  (on double-logarithmic scales) for different  $N$  and (a) for  $\Gamma = 10^{-6}$  and (b) for  $\Gamma = 1$ . One sees that the  $\langle \gamma_l \rangle_R$  have a much richer structure than for the linear system, with evenly spaced nodes (compare to Fig. 1 of Ref. [15]). While for small  $N$  a single power-law fit for intermediate values of  $l/N$  can be justified (see curves for  $N = 100$  and  $N = 200$ ), this ceases to be the case for larger  $N$ . In fact, one can identify different

regions where different power-laws might hold, see curves for  $N = 500$  and  $N = 1000$ .

Due to the fact that Eq. (11) is only a lower bound, relating exponents from power-law fits to  $\langle \gamma_l \rangle_R$  to the ones obtained for  $\langle \Pi(t) \rangle_R$  [see Fig. 3] is not very conclusive. Jensen's inequality [Eq. (11)] holds for the relation between  $\langle \Pi(t) \rangle_R$  and  $\langle \gamma_l \rangle_R$  and thus only allows for qualitative statements. However, it is possible to obtain quantitative relations between  $\langle \Pi(t) \rangle_R$  and the average density of eigenvalues  $\langle \rho(\gamma) \rangle_R$ . In the continuum limit we get  $\langle \rho(\gamma) \rangle_R = \mathcal{L}^{-1}\{\langle \Pi(t) \rangle_R\}$ . Given a scaling of  $\langle \Pi(t) \rangle_R \sim t^{\eta(N)}$  one has

$$\langle \rho(\gamma) \rangle_R \sim \gamma^{\eta(N)-1}. \quad (16)$$

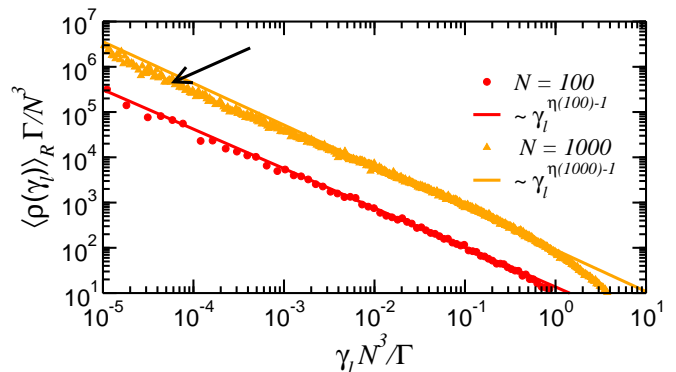


FIG. 5: (Color online) Density of  $\langle \gamma_l \rangle_R$  for  $N = 100$  (red circles) and  $N = 1000$  (orange triangles) and for  $\Gamma = 1$ . The solid lines show the scaling law which follows from the inverse Laplace transform  $\mathcal{L}^{-1}\{\langle \Pi(t) \rangle_R\}$  with  $\langle \Pi(t) \rangle_R \sim t^{-\eta(N)}$ . The arrow is a guide to the eye pointing at the bend in  $\rho(\gamma)$  for  $N = 1000$ .

Figure 5 shows the average density  $\langle \rho(\gamma) \rangle_R$  (obtained by inversion of  $\langle \gamma_l \rangle_R$  for  $N = 1000$  and  $\Gamma = 1$  along with a power-law fit for intermediate values of  $\gamma$ ). Indeed, the exponent of the power-law fit can be obtained from  $\langle \Pi(t) \rangle_R$ . As it turns out, the best fit is given by  $\langle \rho(\gamma) \rangle_R \sim \gamma_l^{\eta(N)-1}$ , where  $\eta(N)$  is given above for the scaling of  $\langle \Pi(t) \rangle_R$  in the intermediate time region. Moreover, also the slight bending of  $\Pi(t)$  for  $N = 1000$  (see arrows in Fig. 3) is recovered in the corresponding density  $\rho(\gamma)$ .

## V. CONCLUSIONS

We have calculated the decay of the average survival probability for coherent excitons in three dimensional topologically disordered systems with long-range interactions. As for a regular one dimensional system, in the ensemble average there is a characteristic decay at intermediate times. We established a lower bound to the decay by employing Jensen's inequality and further related the average decay rates to the average eigenstates of the same system without traps. Especially this last point might be exploited for (indirect) measurements of the eigenstates: For instance it is possible to control dissipation due to the traps in Bose-Einstein condensates in optical

lattices [18]. Possibly also other systems with large coherence times, like optical waveguide lattices [2], could be used to study this effect.

Deutsche Forschungsgemeinschaft (DFG) and the Fonds der Chemischen Industrie.

## VI. ACKNOWLEDGMENTS

OM thanks Jens Harting for valuable support in computational matters. We gratefully acknowledge support from the

- 
- [1] I. Bloch, *Nature Physics* **1**, 23 (2005).
  - [2] H. B. Perets, Y. Lahini, F. Pozzi, M. Sorel, R. Morandotti, and Y. Silberberg, *Phys. Rev. Lett.* **100**, 170506 (2008).
  - [3] G. R. Fleming and G. D. Scholes, *Nature* **431**, 256 (2004).
  - [4] Y. C. Cheng and R. J. Silbey, *Phys. Rev. Lett.* **96**, 028103 (2006).
  - [5] G. S. Engel, T. R. Calhoun, R. L. Read, T.-K. Ahn, T. Manal, Y.-C. Cheng, R. E. Blankenship, and G. R. Fleming, *Nature* **446** (2007).
  - [6] O. Mülken and A. Blumen, *Phys. Rev. E* **73**, 066117 (2006).
  - [7] O. Mülken, V. Bierbaum, and A. Blumen, *J. Chem. Phys.* **124**, 124905 (2006).
  - [8] O. Mülken, V. Pernice, and A. Blumen, *Phys. Rev. E* **76**, 051125 (2007).
  - [9] W. R. Anderson, J. R. Veale, and T. F. Gallagher, *Phys. Rev. Lett.* **80**, 249 (1998).
  - [10] I. Mourachko, C. Comparat, F. de Tomasi, A. Fioretti, P. Nosbaum, V. Akulin, and P. Pillet, *Phys. Rev. Lett.* **80**, 253 (1998).
  - [11] S. Westermann, T. Amthor, A. L. de Oliveira, J. Deiglmayr, M. Reetz-Lamour, and M. Weidemüller, *Eur. Phys. J. D* **40**, 37 (2006).
  - [12] J. Calsamiglia, L. Hartmann, W. Dr, and H.-J. Briegel, *Phys. Rev. Lett.* **95**, 180502 (2005).
  - [13] O. Mülken, A. Blumen, T. Amthor, C. Giese, M. Reetz-Lamour, and M. Weidemüller, *Phys. Rev. Lett.* **99**, 090601 (2007).
  - [14] M. Reetz-Lamour, T. Amthor, J. Deiglmayr, and M. Weidemüller, *Phys. Rev. Lett.* **100**, 253001 (2008).
  - [15] O. Mülken, V. Pernice, and A. Blumen, *Phys. Rev. E* **78**, in press (2008).
  - [16] O. Mülken and A. Blumen, in preparation.
  - [17] I. S. Gradshteyn and I. M. Ryzhik, *Table of Integrals, Series, and Products* (Academic Press, 1980).
  - [18] G. S. Ng, H. Hennig, R. Fleischmann, T. Kottos, and T. Geisel, arXiv:0805.1948v1 (2008).