

Correlators in Nontrivial Backgrounds

Robert de Mello Koch^{1,2} Norman Ives¹ and Michael Stephanou¹

¹ *National Institute for Theoretical Physics,
Department of Physics and Centre for Theoretical Physics,
University of the Witwatersrand,
Wits, 2050,
South Africa*

² *Stellenbosch Institute for Advanced Studies,
Stellenbosch,
South Africa*

E-mail: robert@neo.phys.wits.ac.za, Norman.Ives@students.wits.ac.za,
Michael.Stephanou@students.wits.ac.za

ABSTRACT: Operators in $\mathcal{N} = 4$ super Yang-Mills theory with an \mathcal{R} -charge of $O(N^2)$ are dual to backgrounds which are asymptotically $\text{AdS}_5 \times S^5$. In this article we develop efficient techniques that allow the computation of correlation functions in these backgrounds. We find that (i) contractions between fields in the string world and fields in the operator creating the background are the field theory accounting of the new geometry, (ii) correlation functions of probes in these backgrounds are given by the free field theory contractions but with rescaled propagators and (iii) in these backgrounds there are no open string excitations with their special end point interactions; we have only closed string excitations.

KEYWORDS: AdS/CFT correspondence, super Yang-Mills theory.

Contents

1. Introduction	2
2. Backreaction: Annulus Geometry	5
2.1 Brane/Sring Contractions	6
2.2 Modified Cuntz Oscillators	9
2.3 Tying up loose ends	12
2.4 Back Reaction: Closed Strings	14
3. Backreaction: Multi Rings	15
4. Discussion	16
A. Decomposing Derivative Operators	17
A.1 Warm Up	17
A.2 General Rule	19
A.3 Examples	21
B. Mixed Derivative Rules	21
B.1 $\hat{O} = \text{Tr} \left(\frac{d}{dZ} \frac{d}{dZ^\dagger} \right)$	22
B.2 $\hat{O} = \text{Tr} \left(\frac{d}{dW} \frac{d}{dW^\dagger} \right)$	22
B.3 $\hat{O} = \text{Tr} \left(\frac{d}{dZ} \frac{d}{dW^\dagger} \right)$	22
B.4 $\hat{O} = \text{Tr} \left(\frac{d}{dW} \frac{d}{dZ^\dagger} \right)$	23
C. Reduction Rules	23
C.1 Example	24
D. Formulas for Restricted Characters	25
E. Example Correlator	27
F. Exact Results for the Annulus	32
F.1 Computation of I_1	32
F.2 Computation of I_2	34
G. Last Site Dictionary	35

1. Introduction

The $\frac{1}{2}$ -BPS sector of $\mathcal{N} = 4$ super Yang-Mills theory is a rich laboratory[1, 2, 3, 4, 5] for the study of the gauge theory/gravity duality[6]. This is due, in part, to the fact that as the \mathcal{R} -charge (J) of an operator in the $\mathcal{N} = 4$ super Yang-Mills theory is changed, its interpretation in the dual quantum gravity changes. This can be viewed as a consequence of the Myers effect[7]: as we increase J , the coupling to the background RR five form flux increases and the graviton expands. It puffs out to a radius

$$R = \sqrt{\frac{J}{N}} R_{\text{AdS}}, \quad \text{where} \quad R_{\text{AdS}}^2 = \sqrt{g_{YM}^2 N \alpha'}.$$

We will consider the limit that N is very large with g_{YM}^2 fixed and very small. For $J \sim O(1)$ the operator is dual to an object of zero size in string units, that is, a point-like graviton[6]. For $J \sim O(\sqrt{N})$ the operator is dual to an object of fixed size in string units - this is a string[8]. For $J \sim O(N)$ the operator is dual to an object whose size is of the order of R_{AdS} - as argued in [9, 1] these are the giant gravitons of [10]. The case that is of interest to us in this article is $J \sim O(N^2)$. Naively, the size of these objects diverge, even when measured in units with $R_{\text{AdS}} = 1$. This divergence is simply an indication that these operators do not have an interpretation in terms of a new object in $\text{AdS}_5 \times S^5$: these operators correspond to new backgrounds [3, 4].

A natural way to explore the physics of these new geometries, is to compute correlation functions in the presence of the operator creating the new background. Since the operator creating the background has $O(N^2)$ fields, this task is non trivial. For the special case of operators built only from Z or from Z^\dagger [11] has shown that these correlators are easily computed using the known product rule and two point function of Schur polynomials[1]. These results showed how to define operators in the super Yang-Mills theory dual to gravitons that are local in the bulk¹ of the dual quantum gravity. The definition of these local operators was in terms of a modified product rule, which is a refinement of the usual Littlewood-Richardson rule. When using the usual Littlewood-Richardson rule, to take the product $\square \times R$, the single box would be

¹More precisely, they are local in the radial direction of the LLM plane and are located at $y = 0$ - i.e. on the LLM plane. They are s -waves on both S^3 's in the geometry and are smeared along the ϕ coordinate of the LLM plane. See [11].

added to all possible rows of the Young diagram R as long as R with the box added is again a legal Young diagram. In contrast to this, the local operators only add boxes to a specific location in the Young diagram. Thus, for example, we can define a local operator that would only add a box to the first row. We label these local operators by the location on the Young diagram to which they would add (in the case of acting with $\text{Tr } Z$) or remove (in the case of $\text{Tr } \frac{d}{dz}$) boxes. These locations are labeled as a_i (for inward point corners) and b_i (for outward pointing corners) with i increasing as you move along the edge of the Young diagram from the upper right towards the lower left. See Figure 1 for an example of our labeling. Correlators of these local operators are easily computed using the modified product rule[11]. Local operators built with $O(1)$ fields, that do not mix Z and Z^\dagger are dual to gravitons; they are $\frac{1}{2}$ BPS probes.

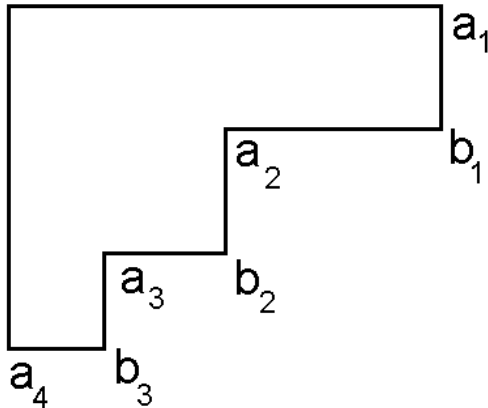


Figure 1: This figure illustrates our labeling of the corners of a Young diagram.

Probing the background with an operator that is not $\frac{1}{2}$ BPS gives much richer information. In this case we have two natural possibilities: we can excite the background by attaching an open string to obtain a restricted Schur polynomial along the lines of [12, 13, 14, 15], or we could probe the new background with closed strings[16, 17, 11]. The interpretation of the open string excitation is not at all obvious. When the \mathcal{R} -charge of the operator to which the string is attached is $O(N)$, we know that the excitation indeed behaves like an open string attached to a giant graviton [18, 12, 19, 13, 14, 15]. These excited giant graviton operators are the restricted Schur polynomials. In this case the backreaction of the giant graviton can be neglected and the system is well described as a giant graviton, with open strings attached, moving in the $\text{AdS}_5 \times S^5$ geometry. This is nothing like the situation we study in this article. When the operator to which the open string is attached has an \mathcal{R} -charge of $O(N^2)$ it deforms the geometry - it is not a surface on which open strings can end, it is a new classical geometry: a new metric

with some background fluxes. Our results clearly show that there is nothing special about how the endpoints of the string interact; they behave just like the bulk of the string. This is a clear demonstration that there is no brane on which string endpoints end²: the operator which is being excited is not a membrane; its a new geometry. To arrive at this conclusion, we need to compute correlators of traces that mix Z and Z^\dagger .

To probe the geometry with a closed string, one needs to compute correlators of single trace operators of the form

$$\text{Tr} (Y Z_{a_i}^{n_1} Y Z_{a_i}^{n_2} Y \dots Y Z_{a_i}^{n_L}).$$

This closed string is localized at the corner a_i in the geometry. Because these operators are nearly BPS their anomalous dimensions receive only a small correction and we can safely work to one loop. By studying this correction, we can obtain geometric information about the new background [16, 17, 11] indicating that this probe is indeed a valuable source of information about the geometry. The Wick contraction of the Y fields is straight forward because there are no Y s in the operator which creates the new background. After Wick contracting the Y fields, we are left with the problem of computing correlators of traces that mix Z and Z^\dagger .

These mixed correlators can not be computed using the modified product rule. In [11] it was conjectured that these mixed correlators can be computed using modified ribbon diagrams. The modification simply amounts to rescaling the old propagator by c/N , where c is the weight of the box added to the background Young diagram by the (local) operator. If true, this is a considerable simplification.

In this article we develop techniques that allow the direct computation of these correlation functions. Our results are in perfect agreement with the conjecture of [11]. Although we have focused on $\frac{1}{2}$ BPS backgrounds our results will certainly be applicable more generally. In situations in which backreaction can be ignored, we have already developed techniques for computing the correlation functions of restricted Schur polynomials [13, 14, 15]. In these cases contractions between fields belonging to open string words and the remaining fields in the restricted Schur, make a subleading contribution in a systematic large N expansion. We will argue that back reaction in the gauge theory is accounted for by including these contractions. Our approach to computing these extra contributions starts by noting that the two point correlator (we suppress spacetime dependence which plays no role in this article)

$$\langle (Z^\dagger)_l^k Z_j^i \rangle = \delta_l^i \delta_j^k,$$

²Ofcourse, it is possible to excite giant gravitons on these geometries, in which case open strings excitations do appear. The perturbative string spectrum contains no open strings.

is reproduced by identifying

$$(Z^\dagger)_i^k \leftrightarrow \frac{d}{dZ_k^i}.$$

In this way, the contributions to a correlation function of two restricted Schur polynomials coming from contractions between Z s that belong to the open string and Z s that belong to the brane, can be written as a differential operator acting on the restricted Schur polynomials. This differential operator will in general, contain a product of derivatives with respect to the open string words as well as derivatives with respect to Z and Z^\dagger . We give a rule for “cutting” any such product up into eight basic types of derivatives and then derive simple formulas for the action of these derivatives. In this way, we can compute arbitrary mixed trace correlators, in any background, to any order in a systematic large N expansion. By specializing to the annulus geometry, we find significant simplifications allowing us to prove the modified ribbon rule of [11]. We then consider LLM geometries that correspond to a set of well separated concentric rings. The rings give a picture of the eigenvalue density of Z [11]: the eigenvalues split into well separated clumps. In the large N and large 't Hooft coupling limit the off diagonal modes connecting eigenvalues in different rings will be very heavy and decouple. Thus, Z becomes block diagonal with the number of blocks matching the number of rings. Recycling the annulus result then gives us a more general proof of the modified ribbon rule. This article is arranged as follows: In the next section, we consider “open string excitations” of the annulus background. The treatment of closed string excitations then follows, with no extra work. In section 3 we generalize our results to backgrounds which correspond to a set of concentric rings. In section 4 we discuss our results. The appendices collect some relevant background and the technical details.

2. Backreaction: Annulus Geometry

The calculation of two point correlation functions of restricted Schur polynomials with open strings attached has been studied in [12, 13, 14, 15]. In these studies, contractions between fields in the open string and fields in the operator representing the brane were neglected. In the present article, the number of fields in the restricted Schur polynomial is $O(N^2)$. Operators with \mathcal{R} charge of $O(N^2)$ are dual to new geometries, so that the back reaction of the operator must be taken into account. In section 2.1 we will argue that the contractions between fields in the open string word and the remaining fields in the operator can no longer be neglected. This is how the backreaction of the operator on the geometry is accounted for in the gauge theory. The open string words that we consider will use Z and Y as letters. To compute correlators in the large N limit, it is useful to treat the Y s as defining a lattice populated by Z s. The Z s themselves can be

represented by Cuntz oscillators, which simply keep track of the planar contractions. In this way the problem of computing anomalous dimensions of operators becomes the problem of computing the spectrum of a Cuntz oscillator Hamiltonian. In section 2.2 we will argue that the net effect of the backreaction is to produce a scaling of the Cuntz oscillators, in agreement with [11]. A special case of this result was first obtained in [17], for an LLM geometry with annulus boundary condition on the LLM plane. In section 2.3 we will show that the open string endpoints behave exactly like the bulk of the string. We will further argue that the “open string” excitations are best thought of as closed strings propagating on a new background. Finally, in section 2.4 we consider probing the new backgrounds with closed strings.

2.1 Brane/String Contractions

To simplify the presentation of our methods, we will study an operator labeled by a rectangular Young diagram with N_1 rows and M_1 columns. Denote the irreducible representation of $S_{N_1 M_1}$ that this Young diagram corresponds to by R . We will consider exciting this BPS operator by attaching a single open string. The open string word has to be associated to the box in the³ N_1 th row and M_1 th column, since this is the only box that can be removed to leave a valid Young diagram. Denote the irreducible representation of $S_{N_1 M_1 - 1}$ obtained by removing the box associated to the open string by R_1 . The operator we study is

$$\begin{aligned} \chi_{R, R_1}^{(1)}(Z, W) &= \frac{1}{(n-1)!} \sum_{\sigma \in S_n} \text{Tr}_{R_1}(\Gamma_R(\sigma)) Z_{i_{\sigma(1)}}^{i_1} \cdots Z_{i_{\sigma(n-1)}}^{i_{n-1}} W_{i_{\sigma(n)}}^{i_n} \\ &\equiv \mathcal{F}(R, R_1)_b^a W_a^b. \end{aligned} \quad (2.1)$$

For concreteness, consider an open string with a single impurity

$$W_i^j = (Y^{n_1} Z Y^{J-n_1})_i^j.$$

We assume that J is $O(\sqrt{N})$ with $g_2 = \frac{J^2}{N} \ll 1$ so that when contracting the open string words we need only sum planar diagrams[20]. The correlation function we wish to compute is (attach the same open string word to both operators)

$$I_{R R_1, S S_1} = \left\langle \chi_{R, R_1}^{(1)} \chi_{S, S_1}^{(1) \dagger} \right\rangle.$$

We will separate the computation of this correlator into two pieces: $I_{R R_1, S S_1}^{(0)}$ obtained by neglecting contractions between the impurity in the open string word and fields in

³The row closest to the top is the first row; the leftmost column is the first column.

the \mathcal{F}_b^a piece of the operator and $I_{RR_1,SS_1}^{(1)}$ obtained by contracting the impurity in the open string word with a field in the \mathcal{F}_b^a piece of the operator.

First, consider $I_{RR_1,SS_1}^{(0)}$. Using the results of [13], we find

$$I_{RR_1,SS_1}^{(0)} = N_1 M_1 N^J f_R (1 + O(g_2^2)) \delta_{RS} \delta_{R_1 S_1}. \quad (2.2)$$

Associate a weight $N - j + i$ to the box in the i th column and j th row of R . f_R is the product of the weights of the Young diagram R . In the language of [13] only the F_0 contraction of the open strings contribute in the large N limit of the correlator (2.2). If $R \neq S$ but $R_1 = S_1$, then in the language of [13], the only contribution comes from the F_1 contraction of the open string words. It is straight forward to consider this case using our methods, although we do not do so in this article.

Next, consider $I_{RR_1,SS_1}^{(1)}$. After contracting all of the Y fields in W with the Y^\dagger fields in W^\dagger , contract a Z in W with a Z^\dagger in \mathcal{F}^\dagger and a Z^\dagger in W^\dagger with a Z in \mathcal{F} . We obtain

$$\begin{aligned} I_{RR_1,SS_1}^{(1)} &= N^{J-2} \left\langle \frac{d\mathcal{F}(R, R_1)_b^a}{dZ_d^c} \frac{d(\mathcal{F}(S, S_1)^\dagger)_a^b}{d(Z^\dagger)_c^d} \right\rangle \\ &= N^{J-2} \left\langle \frac{d}{dZ_d^c} \frac{d}{d(Z^\dagger)_c^d} \frac{d}{dW_a^b} \frac{d}{d(W^\dagger)_b^a} \chi_{R,R_1}^{(1)} \chi_{S,S_1}^{(1)\dagger} \right\rangle \\ &= N^{J-2} \left\langle \text{Tr} \left(\frac{d}{dZ} \frac{d}{dZ^\dagger} \right) \text{Tr} \left(\frac{d}{dW} \frac{d}{dW^\dagger} \right) \chi_{R,R_1}^{(1)} \chi_{S,S_1}^{(1)\dagger} \right\rangle. \end{aligned}$$

We will now introduce a convenient graphical notation. The derivative operator that we need to consider is determined by the fields from the open strings that are contracted with \mathcal{F} and \mathcal{F}^\dagger . Our notation keeps track of these fields and gives a simple picture from which we can read off the relevant derivative operator. We denote \mathcal{F} and \mathcal{F}^\dagger by open ellipses, with a single index line entering the ellipse and a single index line leaving the ellipse. We do not draw the fields in \mathcal{F} and \mathcal{F}^\dagger or their contractions. The contractions of fields in the open string words are drawn using the usual ribbon diagram (also called “fat graph” or “double line”) representation. The Y contractions are given by filled ribbons. The Z contractions are empty ribbons. Fields left uncontracted in the diagram are to be contracted with the fields in \mathcal{F} and \mathcal{F}^\dagger . The graphical representation of the two terms we have considered are given in figure 2.

To read the derivative operator from the diagram, replace each upper “open stub” (= uncontracted Z field) by a derivative with respect to Z^\dagger , each lower “open stub” (= uncontracted Z^\dagger field) by a derivative with respect to Z , the upper ellipse by a derivative with respect to the open string word W and the lower ellipse by a derivative with respect to the open string word W^\dagger . All derivatives in the same index loop are in the same trace.

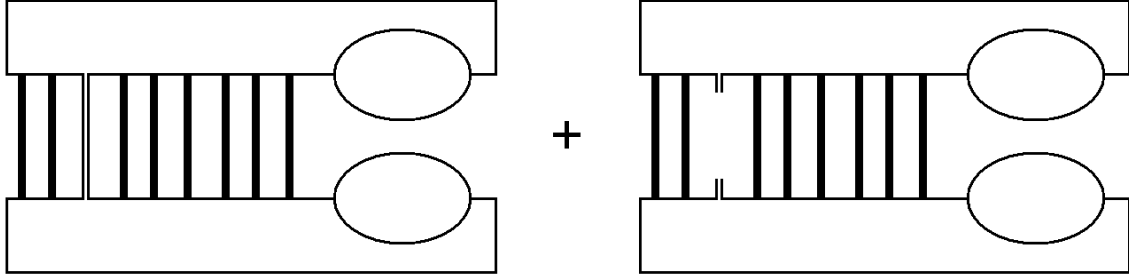


Figure 2: The graphical representation of $I_{RR_1,SS_1}^{(0)}$ and $I_{RR_1,SS_1}^{(1)}$. We have set $n_1 = 2$ and $J = 8$.

In general, when we have many impurities in the open string word, we may have multiple contractions between fields belonging to the open strings and fields in \mathcal{F} and \mathcal{F}^\dagger . In all of these cases we will be able to write these contributions as the expectation value of a derivative operator acting on $\chi_{R,R_1}^{(1)} \chi_{S,S_1}^{(1)\dagger}$. The precise structure of the derivative operator will depend on the details of the specific contractions we consider. As another example, if the reader translates the diagram shown in figure 3, she should obtain

$$\left\langle \text{Tr} \left(\frac{d^2}{dZ^2} \right) \text{Tr} \left(\frac{d^2}{dZ^{\dagger 2}} \right) \text{Tr} \left(\frac{d^3}{dZ^3} \frac{d^3}{dZ^{\dagger 3}} \right) \text{Tr} \left(\frac{d}{dW} \frac{d}{dW^\dagger} \right) \chi_{R,R_1}^{(1)} \chi_{S,S_1}^{(1)\dagger} \right\rangle.$$

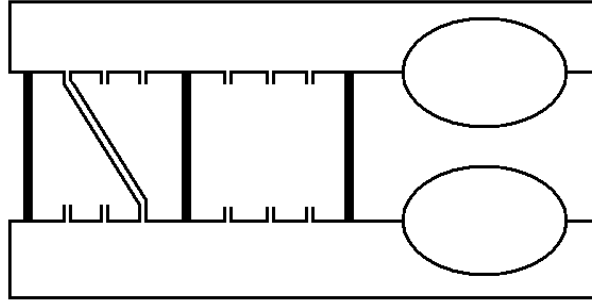


Figure 3: The graphical representation of one term contributing to the correlator $\left\langle \chi_{R,R_1}^{(1)} \chi_{S,S_1}^{(1)\dagger} \right\rangle$. The open string word $W = YZ^3YZ^3Y$.

To get the full set of contributions to the correlator we need to draw all distinct diagrams allowed such that all possible connections of solid ribbons are included, and all possible combinations of connections of hollow ribbons as well as disconnected stumps are included.

The fact that we can account for contractions between fields in the open string words and fields in \mathcal{F} or \mathcal{F}^\dagger as a derivative operator acting on the restricted Schur polynomials is a useful observation because, in general, we can break an arbitrary derivative operator into a product of eight basic types of derivatives, as shown in appendix A. We call this process “cutting”. The first cutting rule allows us to cut single derivatives out of any given trace⁴ to leave a product of alternating holomorphic and antiholomorphic derivatives. The second rule allows us to cut the trace of a product of holomorphic and antiholomorphic derivatives into a product of traces of purely holomorphic or purely antiholomorphic derivative. In both cases the restricted Schur polynomial is modified by inclusion of an extra factor in the restricted character. The reader can consult appendix A for the details. The action of these basic derivatives on a general restricted Schur polynomial, is described by the simple formulas collected in Appendices B and C. We call these formulas “reduction rules”. After applying the cutting and then the reduction rules, it is straight forward to obtain

$$I_{RR_1,SS_1}^{(1)} = N^{J-2}(N_1M_1)^2 f_R (1 + O(g_2^2)). \quad (2.3)$$

Comparing (2.2) and (2.3), we see that the contraction between the impurity in the open string and fields in $\mathcal{F}(R, R_1)$ and $\mathcal{F}(S, S_1)^\dagger$ need only be taken into account when N_1M_1 is $O(N^2)$. This is precisely the regime in which the operator is dual to a very heavy state whose back reaction on the original $\text{AdS}_5 \times S^5$ space produces a new geometry, so it is natural to interpret these contractions as the field theory accounting of the back reaction of the heavy state: by including these contractions, the string “interacts with the back reacted geometry”. This is the key result of this section, and although we have only illustrated it in a simple example the conclusion is general.

Summary: *The contractions between fields in the open string word and the remaining fields in the operator need only be taken into account when the number of fields in the operator creating the background is $O(N^2)$. These contractions are the field theory accounting of the back reaction of this heavy state.*

2.2 Modified Cuntz Oscillators

In this section, we will set $N_1 = N$ and $M_1 = M$. This corresponds to taking an annulus boundary condition for the dual LLM geometry. In this case, we can have excitations of the two edges of the annulus[11]: by acting with Z_a we add boxes to the upper right corner of the Young diagram (corresponding to the outer edge of the annulus) and by acting with $\frac{d}{dz_b}$ we erode boxes from the lower right corner (corresponding to the

⁴To cut a holomorphic (antiholomorphic) derivative out of the trace the derivative on its left must also be holomorphic (antiholomorphic).

inner edge of the annulus). There is a huge simplification that arises for the annulus: we can simply replace the local operators Z_a and $\frac{d}{dz_b}$ by Z and $\frac{d}{dZ}$. This is simply because Z is unable to add boxes anywhere except the first few rows and $\frac{d}{dZ}$ is unable to remove boxes from anywhere except the last few rows. Our open string lives at the outer edge of the annulus which implies that R_1 is a rectangle with M columns and N rows and R has one extra box in the first row, giving $M + 1$ boxes in the first row. The simplest situation in which to illustrate our result is to consider open string excitations that have multiple impurities at a single site. For 9 impurities, the open string word is $W_j^i = (Y(Z)^9 Y)_j^i$. We will get contributions from contracting n impurities in the open string with fields in $\mathcal{F}, \mathcal{F}^\dagger$ for $n = 0, 1, 2, \dots, 9$. There are $9!/(n!(9-n)!)$ distinct contractions for a given n . The specific details of the contractions matters. For example, in the case that $n = 4$, if none of the impurities in the open string that are contracted with $\mathcal{F}, \mathcal{F}^\dagger$ are adjacent (see figure 4), we obtain the following contribution (this formula is correct to leading order at large N)

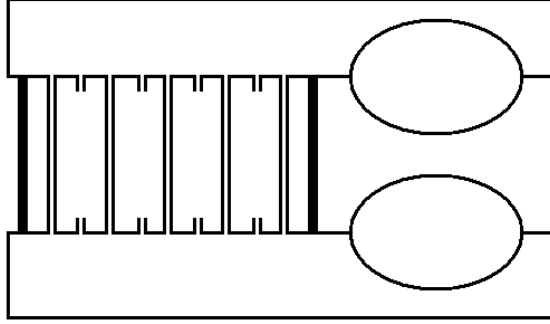


Figure 4: The diagram giving the contribution in (2.4)

$$N^2 \left\langle \left[\text{Tr} \left(\frac{d}{dZ} \frac{d}{dZ^\dagger} \right) \right]^4 \text{Tr} \left(\frac{d}{dW} \frac{d}{dW^\dagger} \right) \chi_{R,R_1}^{(1)} (\chi_{R,R_1}^{(1)})^\dagger \right\rangle = (MN)^4 N^2 \frac{M+N}{N} f_R (1 + O(g_2^2)). \quad (2.4)$$

Now consider the contribution coming from the term with all four impurities adjacent (see figure 5)

$$\begin{aligned} I_4 &= N^5 \left\langle \text{Tr} \left(\left[\frac{d}{dZ} \right]^4 \left[\frac{d}{dZ^\dagger} \right]^4 \right) \chi_{R,R_1}^{(1)} (\chi_{R,R_1}^{(1)})^\dagger \right\rangle \\ &= N^5 \left\langle \text{Tr} \left(\frac{d}{dX_4} \frac{d}{dX_4^\dagger} \right) \prod_{i=1}^3 \text{Tr} \left(\frac{d}{dX_i} \right) \text{Tr} \left(\frac{d}{dX_i^\dagger} \right) \chi_{R,R_1;P}^{(1,4)} (\chi_{R,R_1;P}^{(1,4)})^\dagger \right\rangle, \quad (2.5) \end{aligned}$$

where

$$P = (n - 4, n - 3, n - 2, n - 1).$$

To obtain this expression, we have used the methods of appendix A to decompose the derivative operator into a product of basic types. This can now be evaluated using the methods developed in appendices B, C and D. The details of some similar example calculations are summarized in appendix E. Although the details are completely different to the (2.4) calculation, we find *exactly the same result*

$$I_4 = N^6 M^4 \frac{M + N}{N} f_R (1 + O(g_2^2)). \quad (2.6)$$

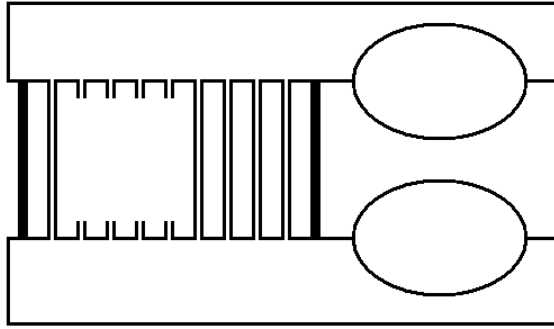


Figure 5: The diagram giving the contribution in (2.6)

This is general: if we have p impurities at a site, the contribution to the correlator coming from all $p!/(n!(p - n)!)$ contractions between n impurities on the open string and the fields in F, F^\dagger are all the same size. Further, it is now straight forward to check that each of the terms contributing when we have p impurities in the open string words contracting with fields in \mathcal{F} and \mathcal{F}^\dagger , gives

$$N^{10} \left(\frac{M}{N} \right)^p \frac{M + N}{N} f_R$$

and therefore that

$$\langle \chi_{R,R_1}^{(1)} \chi_{R,R_1}^{(1)\dagger} \rangle = \sum_{p=0}^9 N^{10} \left(\frac{M}{N} \right)^p \frac{M + N}{N} f_R \frac{9!}{p!(9 - p)!} = N^9 (M + N) f_R \left(1 + \frac{M}{N} \right)^9.$$

If we had n impurities in the site, we'd have obtained

$$\langle \chi_{R,R_1}^{(1)} \chi_{R,R_1}^{(1)\dagger} \rangle = (M + N) N^n f_R \left(1 + \frac{M}{N} \right)^n. \quad (2.7)$$

Recall that adding an extra impurity in the open string word corresponds to applying another Cuntz oscillator to the state. Clearly, in view of (2.7), the correct way to account for the background is to rescale the Cuntz oscillators describing the impurities in the open string

$$aa^\dagger = \left(1 + \frac{M}{N}\right), \quad a^\dagger a = \left(1 + \frac{M}{N}\right) (1 - |0\rangle\langle 0|).$$

The factor $1 + \frac{M}{N}$ is $\frac{c}{N}$ with c the weight of boxes in the upper right hand region of the Young diagram.

We can give this calculation a slightly different interpretation which will allow us to state the general result: after contracting the Y fields planarly, the above correlator can be viewed as the expectation value of a product of single trace operators, in the new background

$$\begin{aligned} \left\langle \chi_{R,R_1}^{(1)}(Z, W) (\chi_{R,R_1}^{(1)}(Z, W))^\dagger \right\rangle &= \left\langle \text{Tr} \left((Z_a)^n (Z_a^\dagger)^n \right) \chi_{R_1}(Z) (\chi_{R_1}(Z))^\dagger \right\rangle \\ &\equiv \left\langle \text{Tr} \left((Z_a)^n (Z_a^\dagger)^n \right) \right\rangle_{R_1}. \end{aligned}$$

These fields only add boxes in the first few rows, i.e. in the upper right region of the Young diagram. They are thus local operators according to [11]. Thus, when computing correlators in the annulus background, we can reproduce the above result by using free field theory, after rescaling all propagators by $\frac{c}{N}$ where c is the weight of the added boxes. Below we will show how this generalizes for an LLM background comprised of concentric annuli.

In appendix F we give a rigorous derivation of this result. We also compute the expectation value of

$$O = \left\langle \text{Tr} \left(\frac{d^n}{dZ^n} \frac{d^n}{d(Z^\dagger)^n} \right) \right\rangle,$$

for the annulus background. The result is:

Summary: *In the annulus background the original matrix Z is a local operator in the sense that it only adds boxes in the first few rows of the Young diagram. The derivative $\frac{d}{dZ}$ is also a local operator in the sense that it only removes boxes from the last few rows of the Young diagram. To compute correlation functions of these local operators one uses ribbon diagrams, where each ribbon carries an extra factor of $\frac{c}{N}$ where c is the weight of the boxes added or removed by the local operator.*

2.3 Tying up loose ends

Since we are considering open string excitations, we need to pay some attention to the end point interactions. General methods to determine the interactions for a single

string[14] or for multistrings[15] are known. The strength of this interaction is given by $\sqrt{\frac{c}{N}}$. Consider a string built using $L + 1$ Y s. These Y s form a lattice on which the Z s hop. The Hamiltonian for the string takes the form (this endpoint interaction assumes that the open string is attached to a single brane and not a boundstate of branes - see [14])

$$H = 2\lambda \sum_{l=1}^L a_l^\dagger a_l - \lambda \sum_{l=1}^{L-1} (a_l^\dagger a_{l+1} + a_l a_{l+1}^\dagger) + \sqrt{\frac{c}{N}} \lambda (a_1 + a_1^\dagger + a_L + a_L^\dagger). \quad (2.8)$$

Here c is the weight of the box occupied by the open string.

If the \mathcal{R} -charge of the background is $O(1)$ or $O(\sqrt{N})$ the operator we are studying is dual to a graviton or a string, but not a brane. In this case, the weight of the box occupied by the open string is $O(N)$, so that $\sqrt{\frac{c}{N}} = 1$. Further, the Cuntz oscillators satisfy

$$a_l a_l^\dagger = 1, \quad a_l^\dagger a_l = 1 - |0\rangle\langle 0|.$$

This implies that hopping onto and off of the string is no different from hopping between bulk sites. This implies that the end point dynamics is not special: the end points are not “stuck to a brane”. Our string is a closed string, not an open string. If we now consider the case of an operator with an \mathcal{R} charge of $O(N)$ and further that the operator has $O(1)$ rows (or $O(1)$ columns), then the open string is attached to a box with a weight of αN with $\alpha = O(1)$. The Cuntz oscillators are unchanged. This implies that the end point dynamics is special: hopping onto and off of the string has a weight $\sqrt{\alpha}$. In this case, we do indeed have an open string excitation, as has been verified in [18, 19, 14]. Finally, consider the case of interest to us here, when the operator has an \mathcal{R} -charge of $O(N^2)$ and all edges with a length of $O(N)$. This requirement on the length of all edges is needed if the operator is to correspond to a regular LLM geometry.⁵ In this case, the Cuntz oscillators are modified to

$$a_l a_l^\dagger = \frac{c}{N}, \quad a_l^\dagger a_l = \frac{c}{N} (1 - |0\rangle\langle 0|).$$

To make all dependence on the weight of the box occupied by the open string explicit, use the rescaled oscillators $a_l = \sqrt{\frac{c}{N}} \tilde{a}_l$. In terms of these oscillators

$$H = \frac{c}{N} \left(2\lambda \sum_{l=1}^L \tilde{a}_l^\dagger \tilde{a}_l - \lambda \sum_{l=1}^{L-1} (\tilde{a}_l^\dagger \tilde{a}_{l+1} + \tilde{a}_l \tilde{a}_{l+1}^\dagger) + \lambda (\tilde{a}_1 + \tilde{a}_1^\dagger + \tilde{a}_L + \tilde{a}_L^\dagger) \right), \quad (2.9)$$

⁵Indeed, a rectangular Young diagram with M columns and N rows, plus one more column with αN boxes with $\alpha = O(1)$ corresponds to a finite size D3-brane on the back reacted LLM geometry. This D3 will admit open string excitations. We are considering operators dual to geometries without any D3-branes which is achieved precisely by our restriction that all edges have a length of $O(N)$.

$$\tilde{a}_l \tilde{a}_l^\dagger = 1, \quad \tilde{a}_l^\dagger \tilde{a}_l = 1 - |0\rangle\langle 0|.$$

Once again there is nothing special about the string endpoints which behave exactly like the bulk of the string! The astute reader might object that hopping in the bulk is between two sites of the string which is different to hopping off of and onto the string, which is what happens at the string endpoints. This is simply an artifact of how we have split the restricted Schur polynomial into a string plus background. Indeed as Z s hop off the string, extra boxes are added to the Young diagram. One could rather describe these extra boxes as impurities in an $L + 1$ th site of the string. For example, if there are no extra boxes in the Young diagram, no Z s can hop onto the string; with the new interpretation we would say that the $L + 1$ th site is empty and hence nothing can hop out of this site. There are two facts that make this reinterpretation possible:

- Each time we add a Z in the open string word, we get an extra index loop giving an extra N and an extra $\frac{c}{N}$ from the extra (rescaled ribbon) propagator, giving a total extra factor of c . By adding an extra box, the factor of the product of the weights (f_R) in the restricted Schur correlation function has an extra factor of c . Thus adding a box or an impurity contributes the same factor.
- We deal with Cuntz oscillators, that is, distinguishable particles. Thus, there are no extra $n!$ type normalizations that appear for n bosons. Corresponding to this, the correlators of the restricted Schur polynomials is proportional to 1 if the Young diagrams participating have the same shape, and to 0 otherwise. (See Appendix G for a detailed matching.)

This again suggests that the excitation is best thought of as a closed string and not an open string. This has an appealing interpretation: the operator we are exciting has an \mathcal{R} -charge of $O(N^2)$. It does not correspond to a brane, but rather to a new geometry. In this case we do not expect to see any open string excitations in the spectrum. It is satisfying that this is indeed the case.

Summary: *The dynamics of the string “endpoints” is identical to the dynamics of the bulk of the string. The excitation behaves like a closed string, not an open string. This is expected since the operator being excited is dual to a new background and not a brane.*

2.4 Back Reaction: Closed Strings

To consider closed strings we should probe the geometry with a single trace operator

$$\mathcal{O} = \text{Tr}(YZ^{n_1}YZ^{n_2}Y \dots YZ^{n_L}).$$

The leading large N contribution to this correlator is given by contracting the Y fields planarly. The above correlator then becomes the expectation value of a product of single trace operators, in the new background. This has been computed above.

3. Backreaction: Multi Rings

In this section we will consider LLM geometries that correspond to a set of well separated thick rings. The background with three rings would for example, be described by a Young diagram with N rows and the same shape as the one in Figure 1. The black rings can be viewed as a picture of the eigenvalue density of Z [11]. Thus, the eigenvalues will split into three well separated clumps. In the limit that we expect a classical geometry to emerge (large N and large 't Hooft coupling) the off diagonal modes connecting these three subsectors will be very heavy and decouple. We expect that, when studying almost BPS states, the effect of these modes on the dynamics can be neglected. There is no reason to neglect off diagonal modes connecting eigenvalues in the same sector. Thus, for our purposes, we can replace Z by a block diagonal matrix with the number of blocks matching the number of clumps of eigenvalues. If clump i contains N_i eigenvalues it corresponds to an $N_i \times N_i$ block.

A geometry with M rings can thus be considered as an M matrix model. The matrices Z_i are $N_i \times N_i$ dimensional matrices, where clump i contains N_i eigenvalues. Acting with $\text{Tr}(Z_i)$ will only add boxes to the rows corresponding to ring i [11]. These boxes have weight c_i . The matrices are not interacting so that we actually have M one matrix models. Each of these matrix models has an annulus background - one described by a Young diagram with N_i rows. To make sure that the eigenvalues localize correctly into the multi-ring geometry, one needs to ensure that the weight of the boxes in the rightmost column match the weights of the corresponding boxes in the original Young diagram. This follows because the weights give the radius squared of the position of the corresponding eigenvalue on the LLM plane[11]. Note that we are not just projecting the eigenvalues. Indeed, for block i we integrate over the full set of N_i^2 matrix elements. We can now easily recycle the results of Appendix F to obtain

$$\frac{\langle \chi_B \chi_B^\dagger \text{Tr}(Z_i^n Z_i^{\dagger n}) \rangle}{\langle \chi_B \chi_B^\dagger \rangle} = N_i c_i^n,$$

$$\frac{\langle \chi_B \chi_B^\dagger \text{Tr}\left(\frac{d^n}{dZ_i} \frac{d^n}{dZ_i^\dagger}\right) \rangle}{\langle \chi_B \chi_B^\dagger \rangle} = N_i c_i^n,$$

where c_i are the weights of the boxes added or removed, respectively. The computations of these correlators is one of the main results of this article.

Summary: *In the multi-ring LLM background the original matrix Z breaks into local blocks Z_i , which are $N_i \times N_i$ dimensional matrices, where clump i contains N_i eigenvalues. To compute correlation functions of these local operators one uses ribbon diagrams, where each ribbon carries an extra factor of $\frac{c}{N}$ where c is the weight of the boxes added or removed by the local operator and one includes a factor of $\frac{N_i}{N}$ for each trace in the local operator.*

As a nontrivial consequence of our result, note that the net affect of the background on the Cuntz Hamiltonian (2.9) is simply to scale the Cuntz oscillators by $\frac{c}{N}$.

4. Discussion

In this article we have developed techniques which allow us to compute correlation functions in the presence of an operator with an \mathcal{R} -charge of $O(N^2)$. The backgrounds we have considered are LLM geometries that correspond to a set of concentric rings. We have probed these backgrounds with operators corresponding to both open strings and closed strings. Contractions between fields in the string words and fields in the operator creating the background need only be taken into account when the number of fields in the operator creating the background is $O(N^2)$; these contractions are the field theory accounting of the back reaction on the geometry. From the results of [11], we know that in the new background we can break the original matrix Z into “local pieces”, Z_i , which add boxes at specific locations on the Young diagram. In this article we have given a precise definition for this decomposition: the original Z matrix decomposes into a block diagonal matrix. There is a block for each ring. The dimension N_i of the blocks is equal to the number of eigenvalues in each ring. These blocks are the Z_i . To compute correlation functions of these local operators, use the usual free field theory ribbon diagrams, but each ribbon now carries an extra factor of $\frac{c}{N}$ with c the weight of the boxes added by the local operator. The complete effect of the background is the extra $\frac{c}{N}$ factor now carried by each propagator, in perfect agreement with [11]. This is a considerable simplification.

Our study of open string excitations shows that the dynamics of the string end-points is identical to the dynamics of the bulk of the string. Open string excitations of the operators with an \mathcal{R} -charge of $O(N^2)$ behave like a closed string; there are no open string excitations with their special end point interactions: in the new background we have only closed string excitations. This is expected since the operator being excited is dual to a new geometry and not a brane.

Finally, the techniques we have developed here are equally applicable to the computation of correlators in the presence of the multi-matrix operators of [22, 23, 24, 25].

Acknowledgements: We would like to thank Jeff Murugan and Joao Rodrigues for enjoyable, helpful discussions. This work is based upon research supported by the South African Research Chairs Initiative of the Department of Science and Technology and National Research Foundation. Any opinion, findings and conclusions or recommendations expressed in this material are those of the authors and therefore the NRF and DST do not accept any liability with regard thereto. This work is also supported by NRF grant number Gun 2047219.

A. Decomposing Derivative Operators

As argued in section 2.1, the contributions to a correlation function of two restricted Schur polynomials, coming from contractions between Z s that belong to the open string and Z s that belong to the brane, can be written as a differential operator acting on the restricted Schur polynomials. In this appendix we will show that any such string of derivatives can be written in terms of eight basic types of derivatives, acting on modified restricted Schur polynomials. This result is a useful one because it is possible to work out general formulas for the action of these eight basic derivative types on the modified restricted Schur polynomials. We will illustrate the basic procedure with an example, leaving a statement of the general result for the next section. In section A.3 we show some examples of the use of the cutting rules.

A.1 Warm Up

The example we study is

$$I_2 = \left(\frac{d}{dZ_c^c} \right) \left(\frac{d}{dZ_e^d} \frac{d}{dZ_f^e} \frac{d}{d(Z^\dagger)_d^f} \right) \left(\frac{d}{dZ_h^g} \frac{d}{d(Z^\dagger)_g^h} \right) \left(\frac{d}{d(Z^\dagger)_l^k} \frac{d}{d(Z^\dagger)_k^l} \right) \times \\ \times \left(\frac{d}{dZ_b^a} \frac{d}{dW_a^b} \right) \left(\frac{d}{d(Z^\dagger)_n^m} \frac{d}{d(W^\dagger)_m^n} \right) \chi_{R,R_1}^{(1)}(Z, W) \left(\chi_{R,R_1}^{(1)}(Z, W) \right)^\dagger.$$

Using the notations of (2.1), computing the derivatives with respect to the open string words gives

$$I_2 = \left(\frac{d}{dZ_c^c} \right) \left(\frac{d}{dZ_e^d} \frac{d}{dZ_f^e} \frac{d}{d(Z^\dagger)_d^f} \right) \left(\frac{d}{dZ_h^g} \frac{d}{d(Z^\dagger)_g^h} \right) \left(\frac{d}{d(Z^\dagger)_l^k} \frac{d}{d(Z^\dagger)_k^l} \right) \frac{d\mathcal{F}_b^a}{dZ_b^a} \frac{d(\mathcal{F}^\dagger)_n^m}{d(Z^\dagger)_n^m}.$$

Computing the remaining derivatives and summing over repeated indices, we easily obtain

$$I_2 = \left[\frac{1}{(n-6)!} \right]^2 \sum_{\sigma \in S_n} \sum_{\tau \in S_n} \text{Tr}_{R_1}(\Gamma_R(\sigma)) \text{Tr}_{R_1}(\Gamma_R(\tau))^* \times$$

$$\begin{aligned}
& \times Z_{i_\sigma(1)}^{i_1} \cdots Z_{i_\sigma(n-6)}^{i_{n-6}} (Z^\dagger)_{j_{\tau(1)}}^{j_1} \cdots (Z^\dagger)_{j_{\tau(n-6)}}^{j_{n-6}} \delta_{i_\sigma(n-1)}^{i_n} \delta_{i_\sigma(n)}^{i_{n-1}} \delta_{j_{\tau(n-4)}}^{i_{n-2}} \times \\
& \times \delta_{i_\sigma(n-2)}^{j_{n-4}} \delta_{i_\sigma(n-4)}^{i_{n-3}} \delta_{i_\sigma(n-3)}^{j_{n-5}} \delta_{j_{\tau(n-5)}}^{i_{n-4}} \delta_{i_\sigma(n-5)}^{i_{n-5}} \delta_{j_{\tau(n-1)}}^{j_n} \delta_{j_{\tau(n)}}^{j_{n-1}} \delta_{j_{\tau(n-3)}}^{j_{n-2}} \delta_{j_{\tau(n-2)}}^{j_{n-3}}. \tag{A.1}
\end{aligned}$$

Now, define the permutations

$$P = (n, n-1)(n-3, n-4), \quad Q = (n, n-1)(n-2, n-3).$$

Further, set

$$\sigma = \psi P, \quad \tau = \lambda Q.$$

Changing variables in the above sums (A.1) from σ to ψ and from τ to λ we find

$$\begin{aligned}
I_2 = & \left[\frac{1}{(n-6)!} \right]^2 \sum_{\psi \in S_n} \sum_{\lambda \in S_n} \text{Tr}_{R_1}(\Gamma_R(\psi P)) \text{Tr}_{R_1}(\Gamma_R(\lambda Q))^* \times \\
& \times Z_{i_\psi(1)}^{i_1} \cdots Z_{i_\psi(n-6)}^{i_{n-6}} (Z^\dagger)_{j_{\lambda(1)}}^{j_1} \cdots (Z^\dagger)_{j_{\lambda(n-6)}}^{j_{n-6}} \delta_{i_\psi(n)}^{i_n} \delta_{i_\psi(n-1)}^{i_{n-1}} \delta_{i_\psi(n-3)}^{i_{n-2}} \times \\
& \times \delta_{i_\psi(n-5)}^{i_{n-5}} \delta_{j_{\lambda(n)}}^{j_n} \delta_{j_{\lambda(n-1)}}^{j_{n-1}} \delta_{j_{\lambda(n-2)}}^{j_{n-2}} \delta_{j_{\lambda(n-3)}}^{j_{n-3}} \delta_{j_{\lambda(n-4)}}^{j_{n-2}} \delta_{i_\psi(n-2)}^{j_{n-4}} \delta_{i_\psi(n-4)}^{j_{n-5}} \delta_{j_{\lambda(n-5)}}^{i_{n-4}}.
\end{aligned}$$

The reason why we made the change of variables from σ and τ to λ and ψ is now clear: in (A.1) Kronecker deltas with two i indices or two j indices did not have the property that the upper index was related to the lower index by permutation; after the change of variables, all such Kronecker deltas do have this property. This is useful, because a Kronecker delta with this property is produced by acting on the restricted Schur polynomial with the trace of a derivative. One is tempted to replace all such Kronecker deltas with indices i_j $j < n$ by the trace of a derivative with respect to Z ; this is not quite correct. As an example, $\delta_{i_\psi(n-1)}^{i_{n-1}}$ in the last expression above is obtained by differentiating only $Z_{i_\psi(n-1)}^{i_{n-1}}$ - the trace of a derivative with respect to Z will generate this term as well as terms that come from acting on every single other Z in the polynomial. Further, due to the presence of P and Q it really does make a difference which Z is differentiated. This is, however, easily overcome: we can replace $Z_{i_\psi(n-1)}^{i_{n-1}}$ by a new matrix $X_{i_\psi(n-1)}^{i_{n-1}}$ so that $\delta_{i_\psi(n-1)}^{i_{n-1}}$ can safely be replaced by the trace of a derivative with respect to X . We call these new matrices ‘‘open string place holders’’. It is easy to see that I_2 now takes the form

$$\begin{aligned}
I_2 = & \text{Tr} \frac{d}{dX_1} \text{Tr} \frac{d}{dX_3} \text{Tr} \frac{d}{dX_5} \text{Tr} \frac{d}{dW} \text{Tr} \frac{d}{dX_1^\dagger} \text{Tr} \frac{d}{dX_2^\dagger} \text{Tr} \frac{d}{dX_3^\dagger} \text{Tr} \frac{d}{dW^\dagger} \text{Tr} \frac{d}{dX_2} \frac{d}{dX_4^\dagger} \times \\
& \times \text{Tr} \frac{d}{dX_4} \frac{d}{dX_5^\dagger} \chi_{R, R_1; P}^{(1,5)}(Z, W) (\chi_{R, R_1; Q}^{(1,5)}(Z, W))^\dagger,
\end{aligned}$$

where we have introduced the new notation

$$\chi_{R,R_1;\Lambda}^{(1,m)}(Z, W) \equiv \frac{1}{(n-1)!} \sum_{\sigma \in S_n} \text{Tr}_{R_1}(\Gamma_R(\sigma\Lambda)) Z_{i_{\sigma(1)}}^{i_1} \cdots Z_{i_{\sigma(n-m-1)}}^{i_{n-m-1}} \prod_{k=1}^m X_{i_{\sigma(n-k)}}^{i_{n-k}} W_{i_{\sigma(n)}}^{i_n}.$$

In this formula Λ is any element of the symmetric group. Thus, the original derivative operator has been decomposed into a product of basic operations as advertised. The Schur polynomial has been modified by the inclusion of a new factor (Λ in the last equation) inside the trace; we call this factor the *trace insertion*. Since the trace insertion is a new factor in the trace, our notation includes the trace insertion after the existing trace labels.

A.2 General Rule

In this section we give general rules for decomposing a differential operator into a product of basic operations. The full set of basic operations is

$$\begin{aligned} & \text{Tr} \left(\frac{d}{dZ} \right), \quad \text{Tr} \left(\frac{d}{dW} \right), \quad \text{Tr} \left(\frac{d}{dZ^\dagger} \right), \quad \text{Tr} \left(\frac{d}{dW^\dagger} \right), \quad \text{Tr} \left(\frac{d}{dZ} \frac{d}{dZ^\dagger} \right), \\ & \text{Tr} \left(\frac{d}{dW} \frac{d}{dZ^\dagger} \right), \quad \text{Tr} \left(\frac{d}{dZ} \frac{d}{dW^\dagger} \right) \quad \text{and} \quad \text{Tr} \left(\frac{d}{dW} \frac{d}{dW^\dagger} \right). \end{aligned}$$

We call the last four operators ‘‘mixed derivatives’’.

A general rule must give a recipe for reading off the trace insertion and product of basic operations (the new derivative operator) from any differential operator to be dissected. Of course, it is just a summary of what happens when one performs the analog of the $\sigma, \tau \rightarrow \psi, \lambda$ change of variables of the last section.

In this section, we assume that the open string word is associated with the n th index i_n as in (2.1). In what follows we will switch to an obvious matrix notation, illustrated in the following example

$$\frac{d}{dZ_b^a} \frac{d}{dW_c^b} \frac{d}{d(Z^\dagger)_d^c} \frac{d}{d(W^\dagger)_a^d} \rightarrow (DD_W D^\dagger D_W^\dagger).$$

Terms within a single bracket are traced. We start by giving each of the derivatives with respect to W or Z a label, counting down from n . D_W is given the label n . We then give each of the derivatives with respect to W^\dagger or Z^\dagger a label, again counting down from n . D_W^\dagger is given the label n . As an example, the operator

$$(D)(DDD^\dagger)(DD^\dagger)(D^\dagger D^\dagger)(DD_W)(D^\dagger D_W^\dagger)$$

is labelled as follows (the labels for D, D_W appear above the operator; the labels for D^\dagger, D_W^\dagger appear below the operator)

$$\begin{array}{cccccccccccc}
 n-5 & n-4 & n-3 & \cdot & n-2 & \cdot & \cdot & \cdot & n-1 & n & \cdot & \cdot \\
 (D) & (D & D & D^\dagger) & (D & D^\dagger) & (D^\dagger & D^\dagger) & (D & D_W) & (D^\dagger & D_W^\dagger). \\
 \cdot & \cdot & \cdot & n-5 & \cdot & n-4 & n-3 & n-2 & \cdot & \cdot & n-1 & n
 \end{array}$$

The Z derivatives with labels will be replaced with open string place holders. There are two cutting rules:

First cutting rule: If, within any given trace, D (or any other holomorphic derivative) has another holomorphic derivative to its left, it can be removed from the trace and placed into its own trace. The two cycle which swaps the label of D and the label of its neighbour on the left is added, on the left, to the trace insertion of the holomorphic Schur polynomial. If, within any given trace, D^\dagger (or any other antiholomorphic derivative) has another antiholomorphic derivative to its left, it can be removed from the trace and placed into its own trace. The two cycle which swaps the label of D^\dagger and the label of its neighbour on the left is added, on the left, to the trace insertion of the antiholomorphic Schur polynomial.

Second cutting rule: If within any given trace DD^\dagger (or any other product of a holomorphic with an antiholomorphic derivative) has a second DD^\dagger (or any other product of a holomorphic with an antiholomorphic derivative) to its right, then the “middle two” derivatives can be removed from the existing trace and placed into their own trace. The two cycle which swaps the labels of the two holomorphic derivatives is added, on the left, to the trace insertion of the holomorphic Schur polynomial. If within any given trace $D^\dagger D$ (or any other product of an antiholomorphic with a holomorphic derivative) has a second $D^\dagger D$ (or any other product of an antiholomorphic with a holomorphic derivative) to its right, then the “middle two” derivatives can be removed from the existing trace and placed into their own trace. The two cycle which swaps the labels of the two antiholomorphic derivatives is added, on the left, to the trace insertion of the antiholomorphic Schur polynomial.

We have stated the rules using the terms “holomorphic/antiholomorphic” derivative. Stated in this way, the rule are valid even if there is more than one open string attached to the restricted Schur polynomial. Any derivatives cut out of the product, with respect to Z or Z^\dagger are replaced by derivatives with respect to open string place holders.

A.3 Examples

In this appendix we give some examples of how the cutting rules are used. This is done so that the reader can test that she understands how to correctly apply the rules. The operator

$$\text{Tr} \left(\frac{d}{dZ} \frac{d}{d\bar{Z}} \frac{d}{dZ} \frac{d}{dW} \right)$$

becomes

$$\text{Tr} \left(\frac{d}{dX_3} \right) \text{Tr} \left(\frac{d}{dX_2} \right) \text{Tr} \left(\frac{d}{dX_1} \right) \text{Tr} \left(\frac{d}{dW} \right).$$

The antiholomorphic trace insertion is 1; the holomorphic trace insertion is $(n-3, n-2, n-1, n)$. The operator

$$\text{Tr} \left(\frac{d}{dZ} \frac{d}{dZ^\dagger} \frac{d}{dZ} \frac{d}{dZ^\dagger} \frac{d}{dZ} \frac{d}{dZ^\dagger} \right)$$

becomes

$$\text{Tr} \left(\frac{d}{dX_3} \frac{d}{dX_2^\dagger} \right) \text{Tr} \left(\frac{d}{dX_2} \frac{d}{dX_1^\dagger} \right) \text{Tr} \left(\frac{d}{dX_1} \frac{d}{dX_3^\dagger} \right).$$

The antiholomorphic trace insertion is 1; the holomorphic trace insertion is $(n-3, n-2)(n-1, n-2)$. By cycling a derivative around the operator we have dissected can be written as

$$\text{Tr} \left(\frac{d}{dZ^\dagger} \frac{d}{dZ} \frac{d}{dZ^\dagger} \frac{d}{dZ} \frac{d}{dZ^\dagger} \frac{d}{dZ} \right)$$

Cutting this operator up gives a holomorphic trace insertion of 1 and a nontrivial antiholomorphic trace insertion. Clearly the result of cutting is not unique. Of course, these different dissections all lead to the same value for the correlation function.

B. Mixed Derivative Rules

In this appendix we will explain how to evaluate

$$\left\langle \left[\hat{O} \chi_{R,R_1}^{(1)}(Z, W) (\chi_{S,S_1}^{(1)}(Z, W'))^\dagger \right] \right\rangle$$

in free field theory, in the case that \hat{O} is one of the mixed derivative operators. All the arguments in this appendix are unchanged if a trace insertion factor is included.

B.1 $\hat{O} = \text{Tr} \left(\frac{d}{dZ} \frac{d}{dZ^\dagger} \right)$

Consider the Schwinger-Dyson equation

$$0 = \int dZ dZ^\dagger dY dY^\dagger \frac{d}{dZ_b^a} \left(\chi_{R,R_1}^{(1)}(Z, W) \left[\frac{d}{d(Z^\dagger)_a^b} (\chi_{S,S_1}^{(1)}(Z, W'))^\dagger \right] e^{-S} \right),$$

where

$$S = \text{Tr} (ZZ^\dagger + YY^\dagger).$$

The Schwinger-Dyson equation implies

$$\begin{aligned} \left\langle \left[\text{Tr} \left(\frac{d}{dZ} \frac{d}{dZ^\dagger} \right) \chi_{R,R_1}^{(1)}(Z, W) (\chi_{S,S_1}^{(1)}(Z, W'))^\dagger \right] \right\rangle &= \left\langle \chi_{R,R_1}^{(1)}(Z, W) (Z^\dagger)_a^b \left[\frac{d}{d(Z^\dagger)_a^b} (\chi_{S,S_1}^{(1)}(Z, W'))^\dagger \right] \right\rangle \\ &= n_{Z^\dagger} \left\langle \chi_{R,R_1}^{(1)}(Z, W) (\chi_{S,S_1}^{(1)}(Z, W'))^\dagger \right\rangle \end{aligned}$$

where n_{Z^\dagger} is the number of Z^\dagger matrices appearing in $(\chi_{S,S_1}^{(1)}(Z, W'))^\dagger$. The correlator $\langle \chi_{R,R_1}^{(1)}(Z, W) (\chi_{S,S_1}^{(1)}(Z, W'))^\dagger \rangle$ is now easily evaluated using the results of [13].

B.2 $\hat{O} = \text{Tr} \left(\frac{d}{dW} \frac{d}{dW^\dagger} \right)$

This operator simply ‘‘contracts’’ the two open string words - it picks out the F_0 contribution to the correlator in the language of [13]. Thus,

$$\left\langle \text{Tr} \left(\frac{d}{dW'} \frac{d}{dW'^\dagger} \right) \chi_{R,R_1}^{(1)}(Z, W') (\chi_{S,S_1}^{(1)}(Z, W))^\dagger \right\rangle$$

is simply equal to the coefficient of the F_0 contribution to the correlator

$$\left\langle \chi_{R,R_1}^{(1)}(Z, W') (\chi_{S,S_1}^{(1)}(Z, W))^\dagger \right\rangle.$$

B.3 $\hat{O} = \text{Tr} \left(\frac{d}{dZ} \frac{d}{dW^\dagger} \right)$

Explicitly performing the derivative with respect to Z in

$$I = \frac{d}{dZ_d^e} \chi_{R,R_1}^{(1)}(Z, W) \frac{d}{d(W^\dagger)_e^d} (\chi^{(1)}(Z, W))^\dagger$$

we obtain

$$\begin{aligned} I &= \frac{1}{(n-2)!} \sum_{\sigma \in S_n} \text{Tr}_{R_1} (\Gamma_R(\sigma)) Z_{i_{\sigma(1)}}^{i_1} \cdots Z_{i_{\sigma(n-2)}}^{i_{n-2}} \delta_e^{i_{n-1}} \delta_{i_{\sigma(n-1)}}^d W_{i_{\sigma(n)}}^{i_n} \frac{d}{d(W^\dagger)_e^d} (\chi^{(1)}(Z, W))^\dagger \\ &= \frac{1}{(n-2)!} \frac{d}{dX_d^e} \sum_{\sigma \in S_n} \text{Tr}_{R_1} (\Gamma_R(\sigma)) Z_{i_{\sigma(1)}}^{i_1} \cdots Z_{i_{\sigma(n-2)}}^{i_{n-2}} X_{i_{\sigma(n-1)}}^{i_{n-1}} W_{i_{\sigma(n)}}^{i_n} \frac{d}{d(W^\dagger)_e^d} (\chi^{(1)}(Z, W))^\dagger. \end{aligned}$$

If we now introduce the representations T_α defined by removing a single box from R_1 , so that

$$R_1 = \oplus_\alpha T_\alpha,$$

we obtain

$$I = \sum_\alpha \frac{d}{dX_e} \chi_{R, T_\alpha}^{(2)}(Z, X, W) \frac{d}{d(W^\dagger)_e} (\chi^{(1)}(Z, W))^\dagger,$$

where in the restricted Schur polynomial $\tilde{\chi}_{R, T_\alpha}^{(2)}(Z, X, W)$, W is associated with the box that must be removed from R to obtain R_1 and X is associated with the box that must be removed from R_1 to obtain T_α . After using the subgroup swap rule of [13] to swap X and W , this correlator can be evaluated exactly as in the previous subsection.

B.4 $\hat{O} = \text{Tr} \left(\frac{d}{dW} \frac{d}{dZ^\dagger} \right)$

The evaluation of this term is essentially the same as the term treated in the last subsection.

C. Reduction Rules

In this section we will consider the action of

$$\text{Tr} \left(\frac{d}{dZ} \right) \equiv D_Z, \quad \text{and} \quad \text{Tr} \left(\frac{d}{dW} \right) \equiv D_W,$$

on restricted Schur polynomials. By D_W we mean either a reduction with respect to the open string attached to the restricted Schur polynomial or with respect to any of the open string place holders. We call these “reductions” of the restricted Schur polynomial because the action of the operators removes boxes from the Young diagram label of the polynomial. The action of D_W on a restricted Schur polynomial has been worked out in [13]. D_W removes the box associated with W , thereby producing a Schur polynomial and multiplies this polynomial by the weight of the removed box.

Now, consider the action of D_Z . If D_Z acts after D_W has acted, we need the action of D_Z on a Schur polynomial. This action has been worked out in [21] and [13]. D_Z when acting on a Schur polynomial produces all Schur polynomials that can be obtained by removing a single box from the Schur polynomial it acts on. Each of the polynomials produced are multiplied by the weight of the removed box.

Finally, we will evaluate the action of D_Z on a restricted Schur polynomial. By explicitly evaluating the derivative, we have

$$\frac{d}{dZ_a} \chi_{R, R_1}^{(1)}(Z, W) = \frac{1}{(n-2)!} \sum_{\sigma \in S_n} \text{Tr}(\Gamma_R(\sigma)) Z_{i_{\sigma(1)}}^{i_1} \cdots Z_{i_{\sigma(n-2)}}^{i_{n-2}} \delta_{i_{\sigma(n-1)}}^{i_{n-1}} W_{i_{\sigma(n)}}^{i_n}$$

$$= D_X \sum_{\alpha} \chi_{R, T_{\alpha}}^{(2)}(Z, X, W), \quad (\text{C.1})$$

where in the restricted Schur polynomial $\chi_{R, T_{\alpha}}^{(2)}(Z, X, W)$, W is associated with the box that must be removed from R to obtain R_1 and X is associated with the box that must be removed from R_1 to obtain T_{α} . In this last formula, the representations T_{α} are all representations that can be obtained by removing a single box from R_1 , so that

$$R_1 = \oplus_{\alpha} T_{\alpha}.$$

The reduction with respect to X in (C.1) is now easily computed using the subgroup swap rule of [13]. Clearly, the arguments in this appendix are unchanged if a trace insertion factor is included.

C.1 Example

For this subsection we will use a graphical notation for the labels of the restricted Schur polynomial. We draw R as a Young diagram and write the open string word w in the box which must be removed to obtain R_1 . Similarly, we write x into the box that must be removed to obtain T_{α} . In this notation, an explicit example of (C.1) is

$$D_Z \chi_{\begin{array}{|c|c|c|} \hline \square & \square & w \\ \hline \square & & \end{array}} = D_x \left(\chi_{\begin{array}{|c|c|c|} \hline \square & \square & w \\ \hline x & & \end{array}} + \chi_{\begin{array}{|c|c|c|} \hline \square & x & w \\ \hline \square & & \end{array}} \right).$$

We can simply evaluate the action of D_x because when the polynomial is constructed we first reduce with to the w box and then with respect to the x box; we need to swap these two using the subgroup swap rule. To apply the subgroup swap rule, we do not need to worry about twisted string states because we are reducing with respect to x (see [13]). Thus, after swapping we obtain

$$D_x \left(\frac{1}{9} \chi_{\begin{array}{|c|c|c|} \hline \square & \square & x \\ \hline w & & \end{array}} + \frac{8}{9} \chi_{\begin{array}{|c|c|c|} \hline \square & \square & w \\ \hline x & & \end{array}} + \chi_{\begin{array}{|c|c|c|} \hline \square & w & x \\ \hline \square & & \end{array}} \right).$$

To reduce with respect to x we now simply remove the box populated by x and multiply by its weight so that we finally obtain

$$D_Z \chi_{\begin{array}{|c|c|c|} \hline \square & \square & w \\ \hline \square & & \end{array}} = \frac{N+2}{9} \chi_{\begin{array}{|c|c|} \hline \square & \square \\ \hline w & \end{array}} + \frac{8(N-1)}{9} \chi_{\begin{array}{|c|c|c|} \hline \square & \square & w \\ \hline \square & & \end{array}} + (N+2) \chi_{\begin{array}{|c|c|} \hline \square & w \\ \hline \square & \end{array}}.$$

D. Formulas for Restricted Characters

The cutting rules introduce an insertion factor for each restricted Schur polynomial in the correlator. Evaluating this extra factor is most easily done using restricted characters. In [15] general formulas for restricted characters were obtained. In this appendix we will review these methods. In the next appendix we illustrate our methods with a nontrivial example.

A restricted character is given by taking a restricted trace of a group element. By a restricted trace, we mean that we don't trace over the whole carrier space on which the group acts; we trace only over a subspace

$$\chi_{R,R_1}(\sigma) = \text{Tr}_{R_1}(\Gamma_R(\sigma)).$$

R is an irrep of S_n ; we can think of R as a Young diagram with n boxes. The subspace R_1 is the carrier space of a subgroup of S_n . Consequently, a convenient way to specify which subspace of the full space we consider, is by knocking boxes off the Young diagram R ; the smaller Young diagram is R_1 . Finally, we also need to consider restricted characters in which the row and column indices are traced over different subspaces. In this case, we compute

$$\chi_{R,R_1R_2}(\sigma) = \text{Tr}_{R_1R_2}(\Gamma_R(\sigma))$$

by summing the row index over R_1 and the column index over R_2 . This requires that we have an isomorphism between R_1 and R_2 because we need to correlate the row and column indices in the sum. This isomorphism amounts to a choice of basis and is specified by requiring for σ in the subgroup of which R_1 and R_2 are irreducible representations, we have $\Gamma_{R_1}(\sigma) = \Gamma_{R_2}(\sigma)$. We represent these subspaces graphically by drawing R as a Young diagram and placing two labels in each box to be dropped. If a total of m boxes are to be dropped the labels run from 1 to m . To get the row (column) subspace R_1 (R_2) drop boxes from R according to the upper (lower) index in each box.

Looking back at the cutting rules, it is clear that we only need to compute restricted characters of cycles $(i_1 i_2 \cdots i_k)$ for the case that the indices i_1, i_2, \cdots, i_k are associated to dropped boxes, i.e. they are left inert by the subgroup whose carrier space we trace over. We have this in mind for the remainder of this appendix. The general algorithm used to compute these restricted characters has three steps:

- Decompose the group element whose trace is to be computed into a product of two cycles of the form $\Gamma_R((i, i + 1))$. Insert a complete set of states between each factor.

- The only non-zero matrix elements of each $\Gamma_R((i, i + 1))$ factor, are obtained when the order of boxes dropped to obtain the carrier space of the bra matches the order of boxes dropped to obtain the carrier space of the ket, except for the $(n - i + 1)^{\text{th}}$ and $(n - i + 2)^{\text{th}}$ boxes, whose order can be swapped.
- The known value of the matrix elements for precisely the two cases arising in the previous point are plugged in to get the value of the restricted character.

A very convenient way to implement this algorithm is by using *strand diagrams* [15]. If, after factorizing the group element as described in the first point above, n indices are involved, we draw a picture with n columns. The columns are populated by labeled strands - each strand represents one of the boxes that are to be dropped. Label the strands by the upper index in the box. The box that appears in the first column is to be dropped first; the box in the second column is to be dropped second and so on. The strands are ordered at the top of the diagram, according to the order in which they must be dropped to get the row index. The strands are ordered at the bottom of the diagram according to the column index. The strands move from the top of the diagram to the bottom of the diagram, without breaking, so that strand ends at the top connect to the corresponding strand ends at the bottom. To connect the strands (which in general are in a different order at the top and bottom of the diagram) we need to weave the strands, thereby allowing them to swap columns. The allowed swaps depends on the specific group element whose trace we are computing. To determine the allowed swaps, write the group element as a product of cycles of the form $(i, i + 1)$. Each cycle $(i, i + 1)$ is drawn as a box which straddles the columns i and $i + 1$. Boxes on the right are drawn above boxes on the left. When the strands pass through a box, they may do so without swapping or by swapping columns. Each box is associated with a factor. Imagine that the strands passing through the box, reading from left to right, are labeled n and m . The weights associated with these boxes are c_n and c_m respectively. If the strands do not swap inside the box the factor for the box is

$$f_{\text{no swap}} = \frac{1}{c_n - c_m}.$$

If the strands do swap inside the box, the factor is

$$f_{\text{swap}} = \sqrt{1 - \frac{1}{(c_n - c_m)^2}}.$$

Denote the product of the factors, one from each box, by F . We have

$$\text{Tr}_{R_1, R_2}(\Gamma_R(\sigma)) = \sum_i F_i \dim_{R_1},$$

where the index i runs over all possible paths consistent with the boundary conditions.

With a little thought, the astute reader should be able to convince herself that this graphical rule is nothing but a convenient representation of the algorithm given above. We end with an example. The character

$$\chi_1 = \text{Tr} \begin{array}{|c|c|c|} \hline & & 1 \\ \hline & & 3 \\ \hline & 2 & \\ \hline & 1 & \\ \hline & & \\ \hline 3 & & \\ \hline 2 & & \\ \hline \end{array} \left(\Gamma \begin{array}{|c|c|c|} \hline & & \\ \hline & & \\ \hline & & \\ \hline & & \\ \hline & & \\ \hline & & \\ \hline & & \\ \hline \end{array} ((6, 4)) \right).$$

is represented by the strand diagram of figure 6. To obtain this strand diagram write

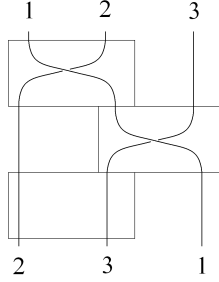


Figure 6: The strand diagram used in the computation of χ_1 .

$(6, 4) = (6, 5)(4, 5)(6, 5)$. The factors for the upper most, middle and lower most boxes are $\sqrt{1 - \frac{1}{(c_1 - c_2)^2}}$, $\sqrt{1 - \frac{1}{(c_1 - c_3)^2}}$, and $\frac{1}{c_2 - c_3}$ respectively. Thus,

$$\begin{aligned} \chi_1 &= \sqrt{1 - \frac{1}{(c_1 - c_2)^2}} \sqrt{1 - \frac{1}{(c_1 - c_3)^2}} \frac{1}{c_2 - c_3} \dim \begin{array}{|c|c|} \hline & \\ \hline & \\ \hline \end{array} \\ &= 2 \sqrt{1 - \frac{1}{(c_1 - c_2)^2}} \sqrt{1 - \frac{1}{(c_1 - c_3)^2}} \frac{1}{c_2 - c_3}. \end{aligned}$$

For further details and more examples, see [15].

E. Example Correlator

In this appendix we give the details of the computation of a correlator of the type considered in section 2.2

$$I_{RR_1, RR_1} = \left\langle \chi_{R, R_1}^{(1)} (\chi_{R, R_1}^{(1)})^\dagger \right\rangle.$$

We deal with three impurities in the open string $W_j^i = (YZ^3Y)_j^i$ and take R_1 to be the rectangular Young diagram with N rows and M columns with $M = O(N)$. R is given by adding a box in the upper right hand corner, i.e. in the first row. This example is already involved enough to nicely illustrate the use of our technology.

No Brane/String Contractions: This contribution comes from the diagram given below.

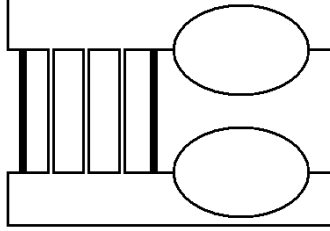


Figure 7: The contribution with no brane/string contractions.

Using the rules of [13] we easily obtain, at leading order in a large N expansion

$$I_{RR_1,RR_1}^{(0)} = N^4 \frac{\text{hooks}_R}{\text{hooks}_{R'}} f_R = N^3(M + N)f_R.$$

One Brane/String Contraction: This contribution comes from the three diagrams given below.

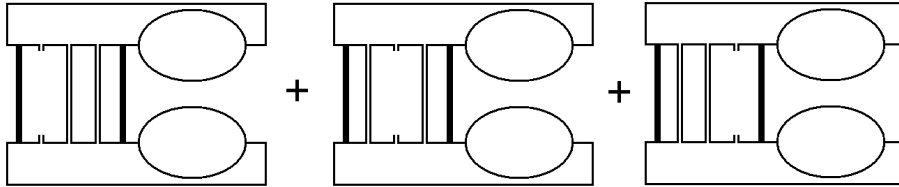


Figure 8: The contribution with one brane/string contraction.

All three diagrams give the same contribution. We do not need to use our cutting rules yet; we do use the results of Appendices B.1 and B.2. The result is

$$\begin{aligned} I_{RR_1,RR_1}^{(1)} &= 3N^2 \left\langle \text{Tr} \left(\frac{d}{dZ} \frac{d}{dZ^\dagger} \right) \text{Tr} \left(\frac{d}{dW} \frac{d}{dW^\dagger} \right) \chi_{R,R_1}^{(1)} (\chi_{R,R_1}^{(1)})^\dagger \right\rangle \\ &= 3N^2(MN) \frac{\text{hooks}_R}{\text{hooks}_{R'}} f_R = 3MN^2(M + N)f_R. \end{aligned}$$

Two Brane/String Contractions: This contribution comes from the three diagrams given below.

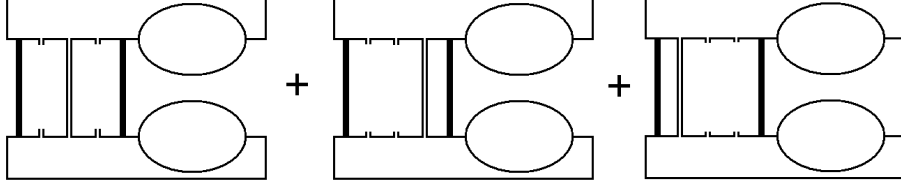


Figure 9: The contribution with two brane/string contractions.

The first diagram is the simplest to evaluate. We can again do it without using the cutting rules. The result is

$$\begin{aligned} & \left\langle \text{Tr} \left(\frac{d}{dZ} \frac{d}{dZ^\dagger} \right)^2 \text{Tr} \left(\frac{d}{dW} \frac{d}{dW^\dagger} \right) \chi_{R,R_1}^{(1)} (\chi_{R,R_1}^{(1)})^\dagger \right\rangle \\ &= (MN)^2 \frac{\text{hooks}_R}{\text{hooks}_{R'}} f_R = M^2 N (M + N) f_R. \end{aligned}$$

The evaluation of the second and third diagrams are exactly the same. Consider the second diagram. We need to evaluate

$$N \left\langle \text{Tr} \left(\frac{d}{dZ} \frac{d}{dZ} \frac{d}{dZ^\dagger} \frac{d}{dZ^\dagger} \right) \text{Tr} \left(\frac{d}{dW} \frac{d}{dW^\dagger} \right) \chi_{R,R_1}^{(1)} (\chi_{R,R_1}^{(1)})^\dagger \right\rangle.$$

We now need to use our cutting rules and the associated open string holders. We start to use the graphical notation that draws the Young diagram, with the open string word (w) and the open string place holders (1 and 2) on R (see Appendix C.1 and G). We draw R_1 with 5 rows and 5 columns, but our results hold for general M and N . After cutting we have to evaluate

$$\chi_A = \text{Tr} \left(\frac{d}{dX_1} \right) \left[\tilde{\chi} \begin{array}{|c|c|c|c|c|} \hline \square & \square & \square & \square & w \\ \hline \square & \square & \square & \square & \square \\ \hline \square & \square & \square & 2 & \square \\ \hline \square & \square & \square & \square & \square \\ \hline \square & \square & \square & \square & 1 \\ \hline \end{array} + \tilde{\chi} \begin{array}{|c|c|c|c|c|} \hline \square & \square & \square & \square & w \\ \hline \square & \square & \square & \square & \square \\ \hline \square & \square & \square & \square & \square \\ \hline \square & \square & \square & 2 & 1 \\ \hline \square & \square & \square & \square & \square \\ \hline \end{array} \right].$$

The tilde on χ is to denote the fact that there is a trace insertion factor of $(n-1, n-2)$ arising from the cutting. Using strand diagrams we can eliminate the trace insertion

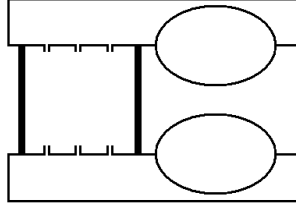


Figure 10: The contribution with three brane/string contractions.

We cut two holomorphic derivatives and two antiholomorphic derivatives out of the trace. Thus, we will need a total of three open string place holders; the trace insertion factor is $(n-3, n-2)(n-1, n-2)$. To recover the trace over R_1 we again need to sum over all ways of distributing the open string place holders. The result is

$$\tilde{\chi} \begin{array}{|c|c|c|c|c|} \hline & & & & w \\ \hline & & & & \\ \hline & & & & \\ \hline & & & 3 & \\ \hline & & & 2 & \\ \hline & & & 1 & \\ \hline & & 2 & 1 & \\ \hline \end{array} + \tilde{\chi} \begin{array}{|c|c|c|c|c|} \hline & & & & w \\ \hline & & & & \\ \hline & & & & \\ \hline & & & & \\ \hline & & & 3 & 2 & 1 \\ \hline & & & 3 & 2 & 1 \\ \hline & & & 3 & 2 & 1 \\ \hline \end{array} + \tilde{\chi} \begin{array}{|c|c|c|c|c|} \hline & & & & w \\ \hline & & & & \\ \hline & & & & \\ \hline & & & 3 & \\ \hline & & & 2 & \\ \hline & & & 1 & \\ \hline & & & 3 & 1 \\ \hline \end{array} + \tilde{\chi} \begin{array}{|c|c|c|c|c|} \hline & & & & w \\ \hline & & & & \\ \hline & & & & \\ \hline & & & & \\ \hline & & & 2 & \\ \hline & & & 3 & 1 \\ \hline & & & 3 & 1 \\ \hline \end{array}.$$

After accounting for the trace insertion factor, we obtain

$$-\frac{1}{2}\chi \begin{array}{|c|c|c|c|c|} \hline & & & & w \\ \hline & & & & \\ \hline & & & & \\ \hline & & & 3 & \\ \hline & & & 2 & \\ \hline & & & 1 & \\ \hline & & & 2 & 1 \\ \hline \end{array} + \frac{\sqrt{3}}{2}\chi \begin{array}{|c|c|c|c|c|} \hline & & & & w \\ \hline & & & & \\ \hline & & & & \\ \hline & & & 3 & \\ \hline & & & 2 & \\ \hline & & & 1 & \\ \hline & & & 3 & 2 & 1 \\ \hline \end{array} + \chi \begin{array}{|c|c|c|c|c|} \hline & & & & w \\ \hline & & & & \\ \hline & & & & \\ \hline & & & & \\ \hline & & & & \\ \hline & & & & \\ \hline & & & 3 & 2 & 1 \\ \hline \end{array}$$

$$+ \chi \begin{array}{|c|c|c|c|c|} \hline & & & & w \\ \hline & & & & \\ \hline & & & & \\ \hline & & & 3 & \\ \hline & & & 2 & \\ \hline & & & 1 & \\ \hline & & & 3 & 1 \\ \hline \end{array} - \frac{1}{2}\chi \begin{array}{|c|c|c|c|c|} \hline & & & & w \\ \hline & & & & \\ \hline & & & & \\ \hline & & & & \\ \hline & & & 2 & \\ \hline & & & 3 & 1 \\ \hline & & & 3 & 1 \\ \hline \end{array} - \frac{\sqrt{3}}{2}\chi \begin{array}{|c|c|c|c|c|} \hline & & & & w \\ \hline & & & & \\ \hline & & & & \\ \hline & & & & \\ \hline & & & 2 & \\ \hline & & & 3 & \\ \hline & & & 3 & 1 \\ \hline \end{array}.$$

We now need to use the subgroup swap rule so that we can reduce with respect to X_1 and X_2 . There is again a dramatic simplification because the terms in which the location of w changes are suppressed at large N . The result after reducing is

$$-\frac{M^2}{2}\chi \begin{array}{|c|c|c|c|c|} \hline & & & & w \\ \hline & & & & \\ \hline & & & & \\ \hline & & & 3 & \\ \hline & & & 3 & \\ \hline & & & 3 & \\ \hline \end{array} + M^2\chi \begin{array}{|c|c|c|c|c|} \hline & & & & w \\ \hline & & & & \\ \hline & & & & \\ \hline & & & & \\ \hline & & & 3 & \\ \hline & & & 3 & \\ \hline & & & 3 & \\ \hline \end{array} + M^2\chi \begin{array}{|c|c|c|c|c|} \hline & & & & w \\ \hline & & & & \\ \hline & & & & \\ \hline & & & 3 & \\ \hline & & & 3 & \\ \hline & & & 3 & \\ \hline \end{array} - \frac{M^2}{2}\chi \begin{array}{|c|c|c|c|c|} \hline & & & & w \\ \hline & & & & \\ \hline & & & & \\ \hline & & & & \\ \hline & & & 3 & \\ \hline & & & 3 & \\ \hline & & & 3 & \\ \hline \end{array}.$$

To get the contribution from the three brane/string contractions, we now need to compute

$$\langle \chi_A \chi_A^\dagger \rangle = M^3(M+N)f_R.$$

and (this identity was proved in Appendix 6 of [26])

$$\mathrm{Tr}(Z^{n+1}) = \sum_{s=0}^n (-1)^s \chi_{(n+1-s, 1^s)}(Z),$$

where $(n+1-s, 1^s)$ denotes a Young diagram with $s+1$ rows; the first row has $n+1-s$ boxes and all remaining rows have one box, we can write $\mathrm{Tr}(Z^n D)$ as a sum of restricted Schur polynomials

$$\mathrm{Tr}(Z^n D) = \frac{1}{n+1} \sum_{s=0}^n \sum_{h_s} (-1)^s \chi_{(n+1-s, 1^s), h_s}(Z, D),$$

where h_s is an irreducible representation of S_n . The sum over h_s is a sum over all possible S_n irreducible representations that can be deduced from the S_{n+1} representation $(n+1-s, 1^s)$. To proceed, we would like to evaluate the product

$$\chi_B(Z) \chi_{(n+1-s, 1^s), h_s}(Z, D) \tag{F.1}$$

for any s and h_s . This product can be computed using the restricted Littlewood-Richardson rule derived in the second of [24]. The difficult part of this computation entails evaluating the restricted Littlewood-Richardson numbers, which include the sum

$$\sum_{\sigma_1 \in S_{NM}} \sum_{\sigma_2 \in S_{n+1}} \chi_B(\sigma_1) \chi_{(n+1-s, 1^s), h_s}(\sigma_2) \chi_{R, R'}(\sigma_1 \circ \sigma_2).$$

To evaluate this sum, note that both

$$\frac{d_B}{NM!} \sum_{\sigma_1 \in S_{NM}} \chi_B(\sigma_1) \sigma_1 \quad \text{and} \quad \frac{d_{(n+1-s, 1^s)}}{(n+1)!} \sum_{\sigma_2 \in S_{n+1}} \chi_{(n+1-s, 1^s), h_s}(\sigma_2) \sigma_2$$

are projection operators. Thus, the sum we need to compute is simply the partial trace (over (R, R')) of the direct product of two projectors. In general this is not a very useful observation because one can't choose a basis which is both simultaneously a basis of B and $((n+1-s, 1^s), h_s)$ on the one hand and (R, R') on the other. However, for the case we consider here a simultaneous basis can indeed be chosen as we now explain.

The above sum is needed to compute the coefficient of the term $\chi_{R, R'}(Z, D)$ appearing in the product (F.1). Since B has N rows, we can only stack $((n+1-s, 1^s), h_s)$ as a complete Young diagram, to the right of B ; denote this new Young diagram by $(+(n+1-s, 1^s), +h_s)$. To see that this is the case, note that we could start with (R, R') which is an irreducible representation of S_{NM+n+1} and keep restricting to smaller and smaller subgroups, by freezing the indices that S_{n+1} acts on. Doing $n+1$ restrictions we have the subgroup S_{NM} and we must have reduced (R, R') to B . This forces (R, R') to be $(+(n+1-s, 1^s), +h_s)$ and it provides a simultaneous basis for B and $((n+1-s, 1^s), h_s)$ and for $(+(n+1-s, 1^s), +h_s)$.

It is now straight forward to see that

$$\frac{d_B}{NM!} \frac{d_{(n+1-s, 1^s)}}{(n+1)!} \sum_{\sigma_1 \in S_{NM}} \sum_{\sigma_2 \in S_{n+1}} \chi_B(\sigma_1) \chi_{(n+1-s, 1^s), h_s}(\sigma_2) \chi_{+(n+1-s, 1^s), +h_s}(\sigma_1 \circ \sigma_2) = d_{h_s} d_B,$$

where the right hand side is nothing but the dimension of the space that we traced over. Consequently,

$$\sum_{\sigma_1 \in S_{NM}} \sum_{\sigma_2 \in S_{n+1}} \chi_B(\sigma_1) \chi_{(n+1-s, 1^s), h_s}(\sigma_2) \chi_{R, R'}(\sigma_1 \circ \sigma_2) = (n+1)! NM! \frac{d_{h_s}}{d_{(n+1-s, 1^s)}}.$$

Some straightforward manipulations now give

$$\chi_B(Z) \text{Tr}(Z^n D) = \frac{1}{n+1} \frac{N}{N+M} \sum_{s=0}^n \sum_{h_s} (-1)^s \chi_{+(n+1-s, 1^s), +h_s}(Z, D).$$

Thus, we have reduced the computation of I_1 to the computation of a two point function which is easily performed (we keep only the leading term at large N)

$$\begin{aligned} I_1 &= \frac{\langle \chi_B \chi_B^\dagger \text{Tr}(Z^n Z^{\dagger n}) \rangle}{\langle \chi_B \chi_B^\dagger \rangle} \\ &= \frac{1}{f_B} \frac{1}{(n+1)^2} \frac{N^2}{(N+M)^2} \langle \sum_{s=0}^n \sum_{h_s} (-1)^s \chi_{+(n+1-s, 1^s), +h_s}(Z, D) \sum_{t=0}^n \sum_{h_t} (-1)^t \chi_{+(n+1-t, 1^t), +h_t}(Z, D)^\dagger \rangle \\ &= \frac{1}{(n+1)^2} N(M+N)^n \sum_{s=0}^n \sum_{h_s} \frac{(\text{hooks})_{(n+1-s, 1^s)}}{(\text{hooks})_{h_s}} \\ &= N(M+N)^n. \end{aligned}$$

F.2 Computation of I_2

It is clear that we can write

$$I_2 = \frac{\langle \chi_B \chi_B^\dagger : \text{Tr}(Z^n Z^{\dagger n}) : \rangle}{\langle \chi_B \chi_B^\dagger \rangle} \equiv \langle : \text{Tr}(Z^n Z^{\dagger n}) : \rangle_B,$$

where $: O :$ denotes the normal ordering of O . Thus, we can obtain I_2 from I_1 by subtracting all terms with an odd number of self contractions (contractions between two fields in $\text{Tr}(Z^n Z^{\dagger n})$) from I_1 and adding back all the terms with an even number of self contractions. The term with one self contraction, for example, gives

$$\begin{aligned} \sum_{r=1}^n \langle \text{Tr}(Z^{n-r} (Z^\dagger)^{n-r}) \text{Tr}(Z^{r-1} (Z^\dagger)^{r-1}) \rangle_B &= \sum_{r=1}^n \langle \text{Tr}(Z^{n-r} (Z^\dagger)^{n-r}) \rangle_B \langle \text{Tr}(Z^{r-1} (Z^\dagger)^{r-1}) \rangle_B \\ &= \sum_{r=1}^n N(M+N)^{n-r} N(M+N)^{r-1} = n N^2 (M+N)^{n-1}. \end{aligned}$$

To obtain this result we made use of large N factorization and the result of the previous subsection. A very similar argument gives

$$\frac{n!}{c!(n-c)!} N^{1+c} (N+M)^{n-c}$$

for the term with c self contractions. Thus

$$\begin{aligned} I_2 &= N(N+M)^n - \sum_{c=1}^n \frac{n!}{c!(n-c)!} (-N)^{1+c} (N+M)^{n-c} \\ &= N \sum_{c=0}^n \frac{n!}{c!(n-c)!} (-N)^c (N+M)^{n-c} \\ &= N(N+M-N)^n \\ &= NM^n. \end{aligned}$$

G. Last Site Dictionary

In this section we will explain how to translate between a ‘‘closed string’’ description of the operator

$$w = \text{Tr} (Y Z^{n_1} Y Z^{n_2} Y \dots Y Z^{n_L})$$

and an ‘‘open string’’ description

$$\sum_{R,R'} \alpha_{R,R'} \chi_{R,R'}^{(1)}(Z, w) \quad w_j^i = (Y Z^{n_1} Y Z^{n_2} Y \dots Y Z^{n_{L-1}} Y)_j^i,$$

where in this second description the last site is described by the Young diagrams R, R' . One simply makes repeated use of the identity

$$\chi_{R,R'}^{(1)}(Z, w) - \chi_{R'}(Z) \text{Tr}(w) = \sum_{\alpha} \frac{1}{d_{R'_\alpha}} \text{Tr}_{R'_\alpha}(\Gamma_R[(n, n-1)]) \chi_{R',R'_\alpha}^{(1)}(Z, Zw).$$

which was derived in [14]. The second term on the LHS in the above identity does not contribute at large N . Start from

$$\chi_{\square}^{(1)}(Z, Z^{n_L} w) \equiv \text{Tr}(Z^{n_L} w),$$

and use the identity to pull Z 's off Z^{n_L} and onto the Young diagram R . For example, for $n_L = 1, 2, 3$ we have

$$\begin{aligned} \text{Tr}(Zw) &= \frac{1}{2} \left(\chi_{\square \square} - \chi_{\square} \right), \\ \text{Tr}(Z^2 w) &= \frac{1}{3} \left(\chi_{\square \square \square} - \chi_{\square} \square - \chi_{\square \square} + \chi_{\square} \right), \\ \text{Tr}(Z^3 w) &= \frac{1}{4} \left(\chi_{\square \square \square \square} - \chi_{\square} \square \square - \chi_{\square \square \square} + \chi_{\square} \square + \chi_{\square \square} - \chi_{\square} \right). \end{aligned}$$

These formulas are exact.

H. Notation

In this appendix, we review the definition of the restricted Schur polynomial; for more details consult [12, 13, 14, 15]. The dual of a giant graviton is a Schur polynomial, which is labeled by a Young diagram. Operators dual to excitations of giant gravitons are obtained by inserting words $(W^{(a)})_i^j$ describing the open strings (one word for each open string) into the operator describing the system of giant gravitons

$$\begin{aligned} \chi_{R,R_1}^{(k)}(Z, W^{(1)}, \dots, W^{(k)}) &= \frac{1}{(n-k)!} \sum_{\sigma \in S_n} \text{Tr}_{R_1}(\Gamma_R(\sigma)) \text{Tr}(\sigma Z^{\otimes n-k} W^{(1)} \dots W^{(k)}), \quad (\text{H.1}) \\ &= \frac{1}{(n-k)!} \sum_{\sigma \in S_n} \text{Tr}(\Pi \Gamma_R(\sigma)) \text{Tr}(\sigma Z^{\otimes n-k} W^{(1)} \dots W^{(k)}), \end{aligned}$$

$$\text{Tr}(\sigma Z^{\otimes n-k} W^{(1)} \dots W^{(k)}) = Z_{i_{\sigma(1)}}^{i_1} Z_{i_{\sigma(2)}}^{i_2} \dots Z_{i_{\sigma(n-k)}}^{i_{n-k}} (W^{(1)})_{i_{\sigma(n-k+1)}}^{i_{n-k+1}} \dots (W^{(k)})_{i_{\sigma(n)}}^{i_n}.$$

Π is a product of projection operators and/or intertwiners, used to implement the restricted trace. Π is defined by the sequence of irreducible representations used to subduce R_1 from R and the chain of subgroups to which these representations belong. Since the row and column indices of the block that we trace over (denoted by R_1 in the above formula) need not coincide, we need to specify this data separately for both indices. Denote the chain of subgroups involved in the reduction by $\mathcal{G}_k \subset \mathcal{G}_{k-1} \subset \dots \subset \mathcal{G}_2 \subset \mathcal{G}_1 \subset S_n$. \mathcal{G}_m is obtained by taking all elements S_n that leave the indices of the strings $W^{(i)}$ with $i \leq m$ inert. To specify the sequence of irreducible representations employed in subducing R_1 , place a pair of labels into each box, a lower label and an upper label. The representations needed to subduce the row label of R_1 are obtained by starting with R . The second representation is obtained by dropping the box with upper label equal to 1; the third representation is obtained from the second by dropping the box with upper label equal to 2 and so on until the box with label k is dropped. The representations needed to subduce the column label are obtained in exactly the same way except that instead of using the upper label, we now use the lower label. For further details see [13].

References

- [1] S. Corley, A. Jevicki and S. Ramgoolam, “Exact correlators of giant gravitons from dual $N = 4$ SYM theory,” *Adv. Theor. Math. Phys.* **5**, 809 (2002) [arXiv:hep-th/0111222].
- [2] D. Berenstein, “A toy model for the AdS/CFT correspondence,” *JHEP* **0407**, 018 (2004) [arXiv:hep-th/0403110].
- [3] H. Lin, O. Lunin and J. M. Maldacena, “Bubbling AdS space and 1/2 BPS geometries,” *JHEP* **0410**, 025 (2004) [arXiv:hep-th/0409174].
- [4] V. Balasubramanian, V. Jejjala and J. Simon, “The library of Babel,” *Int. J. Mod. Phys. D* **14**, 2181 (2005) [arXiv:hep-th/0505123],

- V. Balasubramanian, J. de Boer, V. Jejjala and J. Simon, “The library of Babel: On the origin of gravitational thermodynamics,” *JHEP* **0512**, 006 (2005) [arXiv:hep-th/0508023].
- [5] T. Brown, R. de Mello Koch, S. Ramgoolam and N. Toumbas, “Correlators, probabilities and topologies in $N = 4$ SYM,” *JHEP* **0703** (2007) 072 [arXiv:hep-th/0611290].
- [6] J. M. Maldacena, “The large N limit of superconformal field theories and supergravity,” *Adv. Theor. Math. Phys.* **2**, 231 (1998) [*Int. J. Theor. Phys.* **38**, 1113 (1999)] [arXiv:hep-th/9711200];
S. S. Gubser, I. R. Klebanov and A. M. Polyakov, “Gauge theory correlators from non-critical string theory,” *Phys. Lett. B* **428**, 105 (1998) [arXiv:hep-th/9802109];
E. Witten, “Anti-de Sitter space and holography,” *Adv. Theor. Math. Phys.* **2**, 253 (1998) [arXiv:hep-th/9802150].
- [7] R. C. Myers, “Dielectric-branes,” *JHEP* **9912**, 022 (1999) [arXiv:hep-th/9910053].
- [8] D. E. Berenstein, J. M. Maldacena and H. S. Nastase, “Strings in flat space and pp waves from $N = 4$ super Yang Mills,” *JHEP* **0204**, 013 (2002) [arXiv:hep-th/0202021].
- [9] V. Balasubramanian, M. Berkooz, A. Naqvi and M. J. Strassler, “Giant gravitons in conformal field theory,” *JHEP* **0204**, 034 (2002) [arXiv:hep-th/0107119].
- [10] J. McGreevy, L. Susskind and N. Toumbas, “Invasion of the giant gravitons from anti-de Sitter space,” *JHEP* **0006**, 008 (2000) [arXiv:hep-th/0003075],
M. T. Grisaru, R. C. Myers and O. Tafjord, “SUSY and Goliath,” *JHEP* **0008**, 040 (2000) [arXiv:hep-th/0008015],
A. Hashimoto, S. Hirano and N. Itzhaki, “Large branes in AdS and their field theory dual,” *JHEP* **0008**, 051 (2000) [arXiv:hep-th/0008016].
- [11] R. de Mello Koch, “Geometries from Young Diagrams,” arXiv:0806.0685.
- [12] V. Balasubramanian, D. Berenstein, B. Feng and M. x. Huang, “D-branes in Yang-Mills theory and emergent gauge symmetry,” *JHEP* **0503**, 006 (2005) [arXiv:hep-th/0411205].
- [13] R. de Mello Koch, J. Smolic and M. Smolic, “Giant gravitons - with strings attached. I,” arXiv:hep-th/0701066.
- [14] R. de Mello Koch, J. Smolic and M. Smolic, “Giant gravitons - with strings attached. II,” arXiv:hep-th/0701067.
- [15] D. Bekker, R. de Mello Koch and M. Stephanou, “Giant Gravitons - with Strings Attached (III),” *JHEP* **0802**, 029 (2008) [arXiv:0710.5372 [hep-th]].
- [16] S. E. Vazquez, “Reconstructing $1/2$ BPS space-time metrics from matrix models and spin chains,” *Phys. Rev. D* **75**, 125012 (2007) [arXiv:hep-th/0612014].
- [17] H. Y. Chen, D. H. Correa and G. A. Silva, “Geometry and topology of bubble solutions from gauge theory,” arXiv:hep-th/0703068.

- [18] V. Balasubramanian, M. x. Huang, T. S. Levi and A. Naqvi, “Open strings from $N = 4$ super Yang-Mills,” *JHEP* **0208**, 037 (2002) [arXiv:hep-th/0204196],
 O. Aharony, Y.E. Antebi, M. Berkooz and R. Fishman, “Holey sheets: Pfaffians and subdeterminants as D-brane operators in large N gauge theories,” *JHEP* **0212**, 096 (2002) [arXiv:hep-th/0211152],
 D. Berenstein, “Shape and Holography: Studies of dual operators to giant gravitons,” *Nucl. Phys.* **B675** 179, (2003) [arXiv:hep-th/0306090].
- [19] D. Berenstein, D. H. Correa and S. E. Vazquez, “A study of open strings ending on giant gravitons, spin chains and integrability,” [arXiv:hep-th/0604123],
 D. Berenstein, D. H. Correa and S. E. Vazquez, “Quantizing open spin chains with variable length: An example from giant gravitons,” *Phys. Rev. Lett.* **95**, 191601 (2005) [arXiv:hep-th/0502172],
 D. H. Correa and G. A. Silva, “Dilatation operator and the super Yang-Mills duals of open strings on AdS giant gravitons,” *JHEP* **0611**, 059 (2006) [arXiv:hep-th/0608128].
- [20] C. Kristjansen, J. Plefka, G. W. Semenoff and M. Staudacher, “A new double-scaling limit of $N = 4$ super Yang-Mills theory and PP-wave strings,” *Nucl. Phys. B* **643**, 3 (2002) [arXiv:hep-th/0205033],
 N. R. Constable, D. Z. Freedman, M. Headrick, S. Minwalla, L. Motl, A. Postnikov and W. Skiba, “PP-wave string interactions from perturbative Yang-Mills theory,” *JHEP* **0207**, 017 (2002) [arXiv:hep-th/0205089].
- [21] R. de Mello Koch and R. Gwyn, “Giant graviton correlators from dual $SU(N)$ super Yang-Mills theory,” *JHEP* **0411**, 081 (2004) [arXiv:hep-th/0410236].
- [22] T. W. Brown, P. J. Heslop and S. Ramgoolam, “Diagonal multi-matrix correlators and BPS operators in $N=4$ SYM,” arXiv:0711.0176 [hep-th],
 T. W. Brown, “Permutations and the Loop,” *JHEP* **0806**, 008 (2008) [arXiv:0801.2094 [hep-th]],
 T. W. Brown, P. J. Heslop and S. Ramgoolam, “Diagonal free field matrix correlators, global symmetries and giant gravitons,” arXiv:0806.1911 [hep-th].
- [23] Y. Kimura and S. Ramgoolam, “Branes, Anti-Branes and Brauer Algebras in Gauge-Gravity duality,” arXiv:0709.2158 [hep-th].
- [24] R. Bhattacharyya, S. Collins and R. de Mello Koch, “Exact Multi-Matrix Correlators,” arXiv:0801.2061 [hep-th],
 R. Bhattacharyya, R. de Mello Koch and M. Stephanou, “Exact Multi-Restricted Schur Polynomial Correlators,” arXiv:0805.3025 [hep-th].
- [25] Y. Kimura and S. Ramgoolam, “Enhanced symmetries of gauge theory and resolving the spectrum of local operators,” arXiv:0807.3696 [hep-th].
- [26] S. Corley and S. Ramgoolam, “Finite factorization equations and sum rules for BPS correlators in $N = 4$ SYM theory,” *Nucl. Phys. B* **641**, 131 (2002) [arXiv:hep-th/0205221].