

Electron correlation in metal clusters, quantum dots and quantum rings

M Manninen¹, S M Reimann²

¹*NanoScience Center, Department of Physics, FIN-40014 University of Jyväskylä, Finland*

²*Mathematical Physics, Lund Institute of Technology, SE-22100 Lund, Sweden*

Abstract. This short review presents a few case studies of finite electron systems for which strong correlations play a dominant role. In simple metal clusters, the valence electrons determine stability and shape of the clusters. The ionic skeleton of alkali metals is soft, and cluster geometries are often solely determined by electron correlations. In quantum dots and rings, the electrons may be confined by an external electrostatic potential, formed by a gated heterostructure. In the low density limit, the electrons may form so-called Wigner molecules, for which the many-body quantum spectra reveal the classical vibration modes. High rotational states increase the tendency for the electrons to localize. At low angular momenta, the electrons may form a quantum Hall liquid with vortices. In this case, the vortices act as quasi-particles with long-range effective interactions that localize in a vortex molecule, in much analogy to the electron localization at strong rotation.

1. Introduction

For a long time, the homogeneous electron gas has been the standard theoretical model for a correlated, infinite Coulombic system where the fermionic character of the electrons plays the dominant role [1]. The so-called 'jellium' model of a metal has been a starting point for developing functionals for the density functional theory of electrons [2]. The long-ranged nature of the Coulomb interaction has posed a challenge to many-body theory since many decades. At high densities of the electron gas, the exchange interaction dominates, while in the low-density limit, the electrons may form a Wigner crystal [3].

In real metals, the ions do not form a homogeneous charge background like in the simple jellium model, but may rather be described by a lattice of pseudo-potentials. Nevertheless, many properties of alkali metals can be understood on the basis of the jellium model, as for example, the surface energy and work function [4], the vacancy formation energy [5], or collective plasmon excitations [1], etc. Since this works well for the bulk, it is not surprising that the jellium model also applies well to the approximate description of the properties of small alkali metal clusters [6, 7].

The intention of this article is to provide a brief survey of some of the fascinating properties of clusters or quantum dots: In Section 2, we discuss metal clusters on the basis of a two-component plasma and show that the overall shape and the plasmon excitations can be qualitatively explained within this simple model. In semiconductor heterostructures, the valence electrons may be confined within a quasi two-dimensional layer, forming two-dimensional electron gas (2DEG). Here, depending on the material parameters, the electron density is small, and the electron wave length much larger than the lattice constant. Consequently, the model of the two-dimensional homogeneous electron gas is valid, if the electron mass is replaced by an effective mass determined by the band structure, and the Coulomb interaction is replaced by an interaction screened by the dielectric constant of the semiconductor [8]. With etching techniques and external gates, electrons can be localized in a nearly harmonic confinement. In Section 3 we will study the fascinating many-particle physics of this seemingly simple system: one example of its surprisingly rich physics is the occurrence of internally broken symmetries such as spin density waves in the ground state. The following sections concentrate on the localization of electrons confined in quantum rings or 2d quantum dots. We will see how the reduction of the dimensionality increases the electron-electron correlation, and how the Pauli exclusion principle then comes to play the dominating role. Using a simple model for a quantum ring, we show in Section 4 that the many-particle energy spectrum reveals the internal structure of the ground state, and its analysis provides information about the Wigner localization. The collective excitations of the particles are then the classical vibrational modes of the Wigner molecule. Correspondingly, in section 5 we then show how all the low-energy states at high angular momenta can be described by a simple model Hamiltonian of a vibrating molecule. In Section 6 we turn to a discussion of collective excitations at low angular momenta. For large numbers of electrons, the low-energy excitations correspond to vortices in the quantum system. The localization of vortices in a 'vortex molecule' then determines the fine structure of the energy spectrum. We connect the discussion to the physics of other, but intimately related many-body systems, such as for example cold atoms in traps, pointing out the apparent similarities between finite fermionic or bosonic quantum systems.

2. Metal clusters as electron-ion plasma

Mie [9] showed already 100 years ago that a metal sphere has an optical absorption at a frequency which is independent of the size of the sphere. The absorption peak corresponds to a surface plasmon related to the bulk plasmon as $\omega_{\text{sp}} = \omega_{\text{p}}/\sqrt{3}$. Since the simplest model for a metal cluster is a conducting sphere, it is apparent that similar plasmon peaks as those predicted by Mie, were observed [15]. As mentioned above, the jellium model assumes the ions to be distributed in a homogenous, rigid charge background. Modeling the cluster as a jellium sphere, the conduction electrons are then confined in the cluster by the Coulomb attraction of the sphere [10, 11, 12]. The confining potential inside the sphere is harmonic, meaning that the center-of-mass motion of the electron cloud can be separated from the internal motion. The collective oscillation of the electrons against the background charge is the plasmon of the metal sphere. This result, in fact, emerged also from a shell-model type of calculation for the correlated electrons in the cluster [13]. The phenomenon is analogous to the giant resonance in nuclei, where the protons oscillate against the neutrons [14]. A more detailed calculation shows that the electrons spill out slightly from the region of the harmonic well. This causes a small red-shift of the plasmon peak (for a review, see [7]). Experiments with large spherical alkali-metal clusters have shown that the plasmon peak occurs in fair agreement with this simple model [15].

The spherical jellium model predicted a shell structure for small sodium clusters which was observed first by Knight *et al.* [16]. Immediately after this discovery, however, it was realized that only metal clusters with filled electron shell are nearly spherical, while others should have strong (quadrupole) deformations, in much analogy to the physics of atomic nuclei [17]. Below, we shall discuss the origin of this shape deformation by considering the sodium metal as a two-component plasma consisting of ions and electrons [18]. The ions are mimicked by positrons (but shall not allow annihilation with electrons). A cluster of such a fictive 'electron-positron' plasma can be studied using the density functional Kohn-Sham method, with the single particle equations

$$-\frac{\hbar^2}{2m}\nabla^2\psi_i + v_{\text{eff}}\psi_i = \epsilon\psi_i, \quad (1)$$

where the effective potential is the functional derivative of the potential energy functional $V[n]$: $v_{\text{eff}}(\mathbf{r}) = \delta V[n]/\delta n(\mathbf{r})$. In the case of our imaginary electron-positron system, the potential energy consists only of the exchange and correlation energies since the total Coulomb potential (Hartree term) is zero due to the symmetry (the electron and the positron densities are identical). Alternatively, we can imagine the positive ions forming a completely deformable, 'floppy' (classical) background charge which will always take the same density distribution as the electron density, but does not have its own correlation or exchange energy. This is the so-called 'ultimate jellium' model [19] where the potential energy is now *only* the exchange and correlation energy of the electron gas, $V[n] = E_{\text{xc}}[n]$. The equilibrium density of the infinite ultimate jellium is close to that of the electron density of sodium (with a Wigner-Seitz parameter of $r_s \approx 4.2a_0$, where a_0 is the Bohr radius). Nevertheless, it is still surprising how well the model can quantitatively describe shape-related properties of real sodium clusters [20]. The obtained shapes are in agreement with those determined by the splitting of the plasmon resonance to two separate peaks [21].

The success of the simple plasma model for describing the overall shapes of sodium clusters is based, on one hand, on the softness of the metal, and on the other hand,

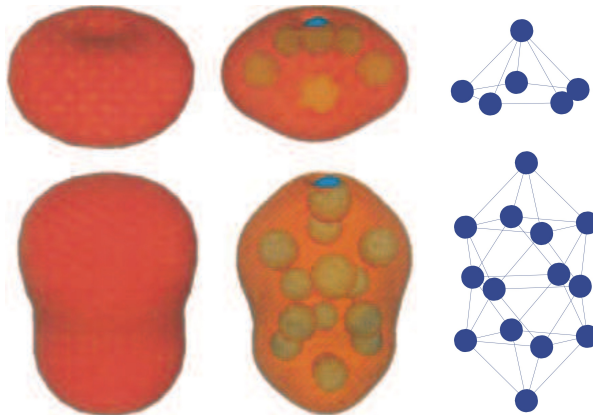


Figure 1. Shapes of clusters with 6 and 14 particles. The left panel shows the constant-density surface of the universal model giving similar shapes irrespective of the interparticle interactions. The center panel shows the constant density surface and ion positions in sodium clusters calculated within DFT. The right panel shows stick-and-ball models of atom positions of TB clusters. Note that in this case the constant density surface can not be defined, but the resulting atom positions are the same as in the DFT calculation.

on the universality of the shapes of small fermion systems [22]. In small systems, there are only a small number of single particle states which contribute to the density distribution. The effective potential is a functional of this density distribution and will thus have a similar shape determined by the few single-particle wave functions, irrespective to the details of the interparticle interactions binding the system together. Figure 1 illustrates the strength of this universality, showing the results for three a priori very different models for clusters containing 6 and 14 particles. The density contours of the two clusters on the left are results of the universal model (or so-called ‘ultimate jellium’ model), where the only essential parameter is the average density of the bulk material. The clusters shapes shown in the center panel are the results of ab-initio density functional calculations using ab initio pseudo-potentials. The right panel shows the results of the simplest possible tight-binding model, which assumes constant bond length and only nearest neighbor hopping. Note that this tight binding model does not take into account any long-range Coulomb interactions.

In semiconductors, is possible to make two-dimensional structures where electrons and holes are at different layers, the separation of the layers hindering their recombination. In the limit of vanishing interlayer distance the electrons and holes form a two-dimensional plasma. Reimann *et al.* [23] studied finite-size systems of such a 2D plasma and observed that, like in 3D, the shapes of the plasma clusters are quite robust. Interestingly, in 2D those clusters corresponding to filled electronic shells of 2D circular traps do not have circular shapes but strong triangular deformations, as shown in Fig. 2. The reason is that in a triangular cavity the lowest energy shells agree with those of the harmonic oscillator [24].

It has also been suggested [25, 26] that the two-dimensional deformable jellium model could capture the main correlations of alkali metal clusters on a weakly interacting substrate, like oxide or graphite. In such systems computations based on DFT and pseudo-potentials [22] indeed also result in a triangular shape for $N = 12$

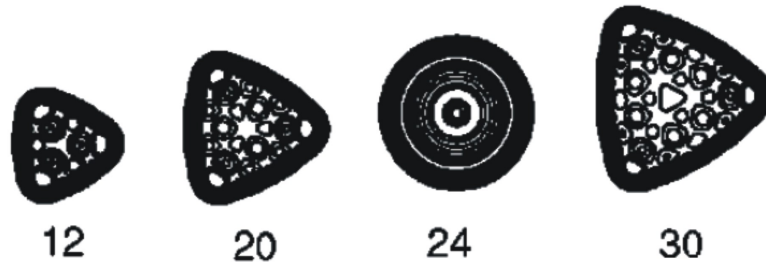


Figure 2. Electrons densities in 2D plasma clusters calculated with the ultimate jellium model. Note that the sizes 12, 20, and 30 correspond to filled shells.

in agreement with the simple model.

3. Two-dimensional quantum dots: DFT

In the previous sections, we studied free metal and plasma clusters and learned that, just like in nuclei, any open-shell system is deformed with respect to the spherical shape. In 2D, even closed-shell clusters do not necessarily occur only for circular shape. The internal symmetry breaking is driven by the tendency to maximize the energy gap between the highest occupied and lowest unoccupied single particle state, in accordance with the Jahn-Teller theorem. In the remaining parts of this brief survey, let us consider systems where the electrons (or ions and atoms, respectively) are trapped by a rigid harmonic confinement. Physical examples of such systems are the conduction electrons in semiconductor quantum dots, as well as atoms and ions confined in magneto-optical traps.

Generally speaking, with interactions between the particles, the degeneracy of an open shell can be reduced by spin polarization driven by Hund's first rule. However, this mechanism may be competing with other, internal, symmetry-breaking. Examples are deformation effects (as discussed above for metal clusters and the jellium model), pairing (like in nuclei for interactions with an effectively attractive part), or the formation of a spin density wave (see below).

Tunneling spectroscopy of small quantum dots [28] has clearly revealed the energy-lowering of the half-filled shells due to Hund's first rule. The results are strongly supported by the spin-density functional [29] and ab-initio many-particle calculations for electrons in a harmonic confinement (for a review see [8]).

In the low-density electron gas, the electrons localize in a Wigner crystal. Close to this limit, the difference of the total energy of the paramagnetic and ferromagnetic electron gas diminishes. When the electrons localize, the spin ordering is expected to follow the Heisenberg model for the spin. Density functional theory in the local density approximation can not describe properly the Wigner crystal, since the Coulomb self-interaction of the localized electrons is not properly canceled by the local exchange. In order to study particle localization, despite of an a-priori lack of correlation, it was argued that it is then more favorable to use the unrestricted Hartree-Fock method [30].

At large densities, i.e. $r_s \leq 6a_0^*$ (here a_0^* is the effective Bohr radius), the six-electron quantum dot has a closed-shell configuration. Its ground state is a state with total spin $S = S_z = 0$ in both the CI and SDFT methods, with circularly symmetric particle densities. As r_s increases, however, the total density remains

$$N = 6 \quad r_s = 4a_B^*$$

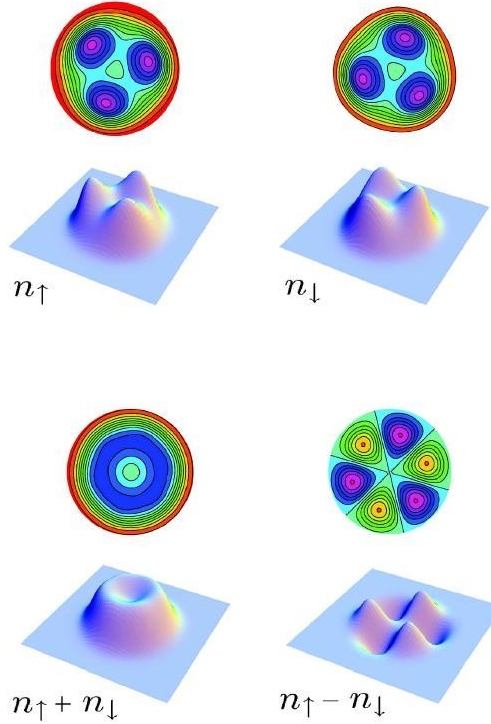


Figure 3. DFT spin densities n^\uparrow and n^\downarrow (upper panel) and total density ($n^\uparrow + n^\downarrow$) as well as (un-normalized) spin polarization ($n^\uparrow - n^\downarrow$) (lower panel) for a six-electron quantum dot at $r_s = 4a_0^*$, shown as 3D plots and their contours. From Ref. [39].

azimuthally symmetric, while the spin densities show a symmetry breaking, leading to a pronounced spatial oscillation in the spin polarization (see Fig. 3), but still total spin $S_z = 0$. Such so-called 'spin density wave' (SDW)-like states [29] have been much discussed in the literature, and it was claimed that such states are simple artefacts of the broken spin symmetries in SDFT [31, 32]. To resolve this question, clearly one has to compare the SDFT results with the solutions of the full many-body Hamiltonian. The many-particle state of a few electrons in a quantum dot can be obtained numerically nearly exactly, by diagonalizing the Hamiltonian in a properly restricted Hilbert space. However, density and spin densities of the exact solution necessarily have the same symmetry as the Hamiltonian. For a circular quantum dot, this means that the solutions also must have the azimuthal symmetry of the Hamiltonian. Consequently, the possible localization of electrons, or other internal symmetry breaking such as the above mentioned spin-density waves, can *not* be seen directly in the total particle- or spin-densities. Instead, one then has to investigate the pair correlation functions, i.e., conditional probabilities, to study the internal structure [35, 36]. Indeed, the direct comparison to spin-dependent pair correlation functions in the configuration interaction method, clearly demonstrated that SDW-

like states in question can appear in the internal structure of the exact many-body state [39]. However, the SDFT results remain questionable for the discussion of spin multiplets, as already shown by von Barth in 1979 [33].

In a multi-component system, the particles may have also other internal degrees of freedom than the spin. These can be, for example, electrons in different layers of a semiconductor heterostructure, or electrons corresponding to different conduction electron minima in a multi-valley semiconductor. For many internal degrees of freedom, the DFT-LDA can capture even the localization of particles in the low-density limit [34].

In the frequently applied Monte Carlo method (see [37] for a review) the electron localization can be mapped by following the electron paths a finite number of Monte Carlo steps [38]. In the following, we will show that the many-particle energy spectrum can be directly used as a signature of particle localization. We will first consider the simple case of a one-dimensional quantum ring.

4. Energy spectra and localization: Quantum rings

In a strictly one-dimensional ring, the single-particle energy levels are solutions to the angular momentum-part of the Hamiltonian,

$$H = -\frac{\hbar^2}{2mR^2} \frac{\partial^2}{\partial \phi^2}, \quad (2)$$

where R is the radius of the ring. The solutions are $\psi_\ell(\phi) = \exp(i\ell\phi)$ with energy eigenvalues $\epsilon_\ell = \hbar^2 \ell^2 / 2mR^2$. For simplicity we will consider non-interacting electrons with the same spin. Then each electron occupies a different single-particle state, and the energy is the sum of the energies of the single-particle energies. Figure 4 shows as an example the resulting (here non-interacting) many-particle energy spectrum for four (spinless) electrons.

More generally, we can consider particles interacting with an infinitely strong contact interaction ($v(\mathbf{r} - \mathbf{r}') = v_0 \delta(\mathbf{r} - \mathbf{r}')$, where $v_0 \rightarrow \infty$). Note that for polarized electrons, the contact interaction then does not play any role since the Pauli exclusion principle forbids the electrons to be in the same point. The many-particle problem with spin can for contact interactions be solved exactly with the Bethe ansatz [40, 41].

Figure 4 shows that for non-polarized electrons, the lowest energy of each angular momentum (the so-called yrast state) is a smooth function of L , while for polarized electrons it oscillates with a period of four. The reason for this oscillation becomes obvious when one considers the configurations of each of these states, as illustrated in the figure. If there is a non-occupied state between the occupied ones, the energy is higher than for the compact states. The period of four is a result of the following fact: If Ψ_L is a solution for a ring of N particles with angular momentum L , then also

$$\Psi_{L+\nu N} = \exp\left(i\nu \sum_k \phi_k\right) \Psi_L, \quad (3)$$

is a solution with angular momentum $L + \nu N$, that also has exactly the same internal structure. One can interpret the eigenenergies in Fig. 4 as a rotation-vibration spectrum of localized electrons. The states at the minima (lowest dashed line) correspond to rigid rotations of localized electrons while the states above have vibrational states accompanying the rigid rotation (two lowest vibrational states are

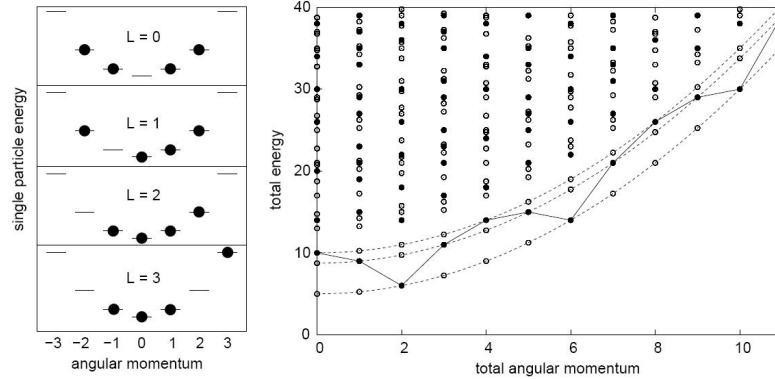


Figure 4. Spectra of one-dimensional quantum rings. The right panel shows the spectrum of four particles interacting with delta function interaction in a strictly 1D ring. Black bullets show results of the states with maximum spin ($S = 2$), circles have lower spin. The solid line connects the lowest states of polarized electrons. The dashed lines show the (lowest) rigidly rotating state, and the lowest vibrational states. The left panel shows the configurations of lowest-energy states of polarized electrons for $L = 0 \dots 3$, demonstrating how the lowest energy state is obtained for $L = 2$.

shown as dashed lines). The possibility of vibrational states of noninteracting electrons is a peculiarity of the 1D system: An electron is localized between the two neighboring electrons since the Pauli exclusion principle prevents them to pass each other. This gives an effective $1/r^2$ interaction between the electrons which in this case arises from the kinetic energy of the electrons. Indeed, quantizing the vibrational models of a ring formed of particles with $1/r^2$ interactions gives exactly the spectrum shown in Fig. 4.

In quasi-one-dimensional rings with electrons interacting by long-range Coulomb interactions, the localization may also be seen directly in the energy spectrum. If the electrons are non-polarized, the charge and spin degrees of freedom separate. The charge excitations are the rigid rotations and vibrations, while the spin excitations can be described by the anti-ferromagnetic Heisenberg model of localized spins [42] (for a review see [41]). The conclusion is that in narrow quantum rings the electrons localize in a 'necklace' of electrons, and the collective low-energy excitations are vibrations and spin excitations.

5. Rotation-vibration spectrum of electrons in quantum dots

Let us now return to electrons confined in a 2D harmonic potential, and consider first the rotational states of polarized electrons with large angular momentum. The electrons interact by their long-range Coulomb interaction. For not too large numbers of electrons, the Hamiltonian can be solved numerically almost exactly. Maksym [43, 44] showed that the resulting energy spectrum can be quantitatively described by quantizing the classical vibrational modes solved in a rotating frame. Figure 5 shows that for high angular momenta the whole energy spectrum can be quantitatively described by the vibration modes of the localized particles.

Figure 5 shows that the lowest-energy state as a function of the angular momentum has a similar periodicity of four as observed above for four electrons in

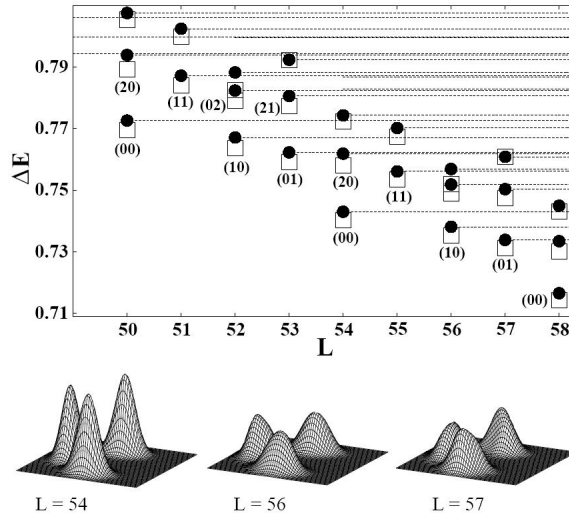


Figure 5. Energy spectrum of four polarized electrons in a 2D quantum dot. The black bullets show the result of an exact quantum-mechanical diagonalization calculation, while the circles are results of the quantization of the vibrations and rotations of classical electrons of a Wigner molecule. The numbers (nm) show the occupancies of the two vibrational modes of the system. The lower panel shows the pair-correlation functions of lowest-energy states for three angular momenta. The energy is in atomic units and $\Delta E = E_i - L\hbar\omega_0$, where $\omega_0 = 1$ is the confinement frequency.

a ring. The figure also shows pair correlation functions for three cases. For $L = 54$, the pair correlation function shows that the electrons are clearly localized: Fixing the position of one reference electron fixes the positions of the three other electrons. In the cases $L = 56$ and $L = 57$, the localization does not seem to be as strong due to the fact that these states correspond to vibrational excitations (for a more detailed analysis, see [45]).

Let us consider the effects of the electron spin on the many-particle spectrum and on the electron localization. Note that the Hamiltonian of the system does not depend on spin (since there is no magnetic field or spin-orbit interaction). However, as already noted in connection with the discussion of particles on a ring, the spin-degree of freedom has an important role in making the total wave function antisymmetric. Moreover, it turns out that in the case of a long-range Coulomb interaction, the localized electrons interact with an effective exchange interaction as in the Heisenberg anti-ferromagnet. In the case of a one-dimensional ring, this can be understood on the basis of the half-filled Hubbard model with nearest-neighbor hopping[51, 41]. The effective Hamiltonian for electrons localized in a ring can be written as

$$H_{eff} = \frac{\hbar^2}{2I} \mathbf{M}^2 + \sum_{\nu} \hbar\omega_{\nu} n_{\nu} + J \sum_{\langle i,j \rangle} \mathbf{S}_i \cdot \mathbf{S}_j \quad (4)$$

where I is the moment of inertia, ω_{ν} is the eigenfrequency of the vibrational mode ν , J is an effective exchange interaction, and S_i is the spin operator. The value of J becomes smaller when the localization gets more pronounced. In the case of the infinitely strong contact interaction discussed in the previous section, $J = 0$ and the

spin/excitations have zero energy. For Coulomb interactions J is always finite, leading to finite spin excitations.

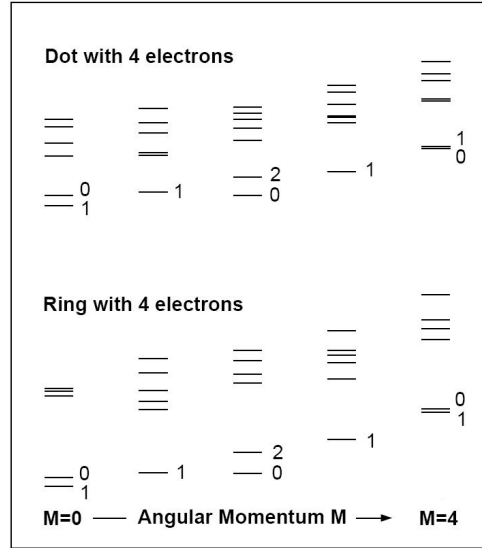


Figure 6. Many-particle energy spectrum for four electrons in a 2D quantum dot and in a quantum ring. The numbers next to the lowest-energy levels show the total spin of the state.

Figure 6 illustrates the effect of the spin in the cases of a 2D dot and a quasi-1D ring with four electrons. In both cases, the lowest band corresponds to a rigid rotation of the electrons localized in a square. An energy gap separates these states from the vibrational excitations. In both cases, the low-energy spectrum is similar and consistent with the model Hamiltonian. The antisymmetry requirement dictates which spin-state is allowed at the given angular momentum. Group theory can be used to resolve the allowed states. We note that the low-energy state for the maximum spin ($S = 2$) appears at angular momentum 2, in accordance with the simple model for quantum rings shown in Fig. 4 above. The energy differences between the different spin states in the ring is consistent with the Heisenberg Hamiltonian (last term in Eq. (4)). For the dot, the order of the spin states for angular momentum 4 is different, most likely due to the fact that in this case there is also an exchange interaction between the opposite corners of the square of the four electrons, omitted in the simple model.

6. Localization of vortices

In the previous section we showed that the electron localization in a quantum dot shows characteristic features in the rotational spectrum. Especially, in the case of a few particles the geometry of the localized molecule, i.e. the symmetry group, determines the periodic features of the spectrum as a function of the angular momentum. The same method can be used to study localization of vortices in 2D quantum dots. A strong magnetic field will polarize the 2D electron gas in the quantum dot and put it in a rotational state. At the angular momentum $L = N(N - 1)/2$, the rotating

electrons form a quantum Hall liquid (QHL) with filling factor 1. In the case of a quantum dot, this state is usually called the 'maximum density droplet' (MDD) [46]. If the magnetic field is increased, the angular momentum grows and vortices form in the system. The vortices effectively have a repulsive long-range interaction between them, which causes their arrangement in a regular geometric pattern, such as it has been seen experimentally in the case of superconductors [52], as well as dilute atom gases in traps [47].

Evidence for the localization of vortices is also found directly in the many-particle spectrum of polarized electrons. Figure 7 shows the low-energy spectrum of 20 electrons, calculated using the exact diagonalization technique. A smooth function of L is subtracted from the spectrum to emphasize the details of the yrast line. The figure shows that below $L \approx 210$ the yrast line is a smooth function. Beyond that value, the yrast line oscillates with a period of two, three and four. These oscillations result from the existence of 2, 3 or 4 localized vortices in the system. The lowest points correspond to a rigid rotation of the ring of vortices, while the higher energies correspond to vibrational excitations of the vortex system.

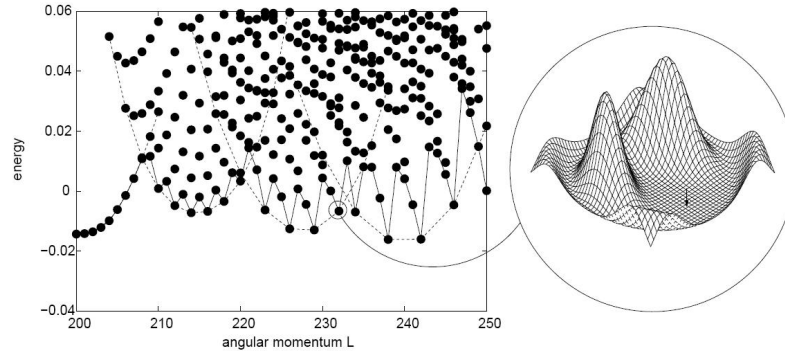


Figure 7. Energy spectrum of 20 polarized electrons in 2D a quantum dot showing the periodic oscillations arising from localization of two, three and four vortices, when the angular momentum is increased. The hole-hole pair-correlation corresponding one of the states is shown on the right, showing the localization of the three vortices (the reference vortex is fixed at the point of the arrow).

If the single-particle basis is restricted to the lowest Landau level, i.e. to those single-particle states of the 2D harmonic oscillator that have no radial oscillations, we can use particle-hole duality to further analyze the localization of vortices [53]. In a polarized Fermi system, we can describe any quantum state in the occupation number representation equivalently by the particles, or the holes. In our present system, the holes correspond to the vortices and, consequently, the hole-hole correlation function describes the spatial correlation between the vortices. Figure 7 shows the hole-hole correlation for one of the states in the three-vortex region, showing clearly the localization of the three vortices at the corners of an equilateral triangle. Let us finally remark that the theories of quantum Hall liquids [48, 49, 50] can be used to discover the similarity of vortex formation in fermion and boson systems [54].

7. Conclusions

This article is *not* meant to be a comprehensive review of correlation effects in small system of electrons. Rather, we have looked at selected case studies where the small size and low dimension of the systems emphasizes the correlation and the collective motion of the electrons.

In the first section, we showed that in small clusters of simple metals it is the optimal shape of the electron cloud that dictates the overall geometry of the cluster, making the ions the electrons' slaves. The electron-ion system behaves like a structureless plasma, where the electron-electron exchange and correlation energy determines the shape of the cluster. In small systems, this correlation is so strong that, in fact, it does not matter what kind of internal interaction the particles have, or what kind of physical model is used for the system, as illustrated in Fig. 1.

A strong external confinement hinders the spatial deformation. At low densities or high rotation, the electrons tend to localize in Wigner molecules. The energy spectrum is then dominated by the rigid rotation and the internal vibrations of the molecule. The localization also separates the spin-excitations from the vibrational charge excitations, as most clearly seen in quasi-1D rings. A model Hamiltonian consisting of rigid rotations, quantized vibrations and an anti-ferromagnetic Heisenberg model, describes well the low energy spectrum of the system. All low-energy excitations are thus collective excitations of strongly correlated electrons.

At high magnetic fields the electrons in a quantum dot form a 'miniature' quantum Hall liquid of polarized electrons. In this case, the elementary collective excitations are vortices. Interestingly, the vortices have a similar energy spectrum as the localized electrons. For example, the spectrum of three localized electrons shows the same vibrational modes as the spectrum of three vortices. The vortices can be interpreted as holes in the occupied Fermi sea, and the hole-hole correlation function can be used to confirm the localization of the vortices.

- [1] A.L. Fetter and J.D. Walecka, *Quantum theory of many-particle systems* (McGraw-Hill, New York 1971).
- [2] W. Kohn and L.J. Sham, Phys. Rev. **140**, A1133 (1965).
- [3] E.P. Wigner, Phys. Rev. **46**, 1002 (1934).
- [4] N. D. Lang and W. Kohn, Phys. Rev. B **1**, 4555 (1970).
- [5] M. Manninen, R. Nieminen, P. Hautojärvi, and A. Arponen, Phys. Rev. B **12**, 4012 (1975).
- [6] W.A. de Heer, Rev. Mod. Phys. **65**, 611 (1993).
- [7] M. Brack, Rev. Mod. Phys. **65**, 677 (1993).
- [8] S.M. Reimann and M. Manninen, Rev. Mod. Phys. **74**, 1283 (2002).
- [9] G. Mie, Ann. Phys. (Leipzig) **25**, 377 (1908)
- [10] J.L. Martins, R. Car and J. Buttet, Surf. Sci. **106**, 265 (1981).
- [11] A. Hintermann and M. Manninen, Phys. Rev. B **27**, 7262 (1983).
- [12] W. Ekardt, Phys. Rev. B **29**, 1558 (1984).
- [13] M. Koskinen, M. Manninen and P.O. Lipas, Z. Phys. D **31**, 125 (1994).
- [14] Å. Bohr and B. R. Mottelson, 1975, *Nuclear Structure* (W.A. Benjamin, London 1975).
- [15] C. Brchignac, Ph. Cahuzac, N. Kebali, J. Leygnier, and A. Sarfati, Phys. Rev. Lett. **68**, 3916 (1992).
- [16] W.D. Knight, K. Clemenger, W.A. de Heer, W.A. Saunders, M.Y. Chou, and M.L. Cohen, Phys. Rev. Lett. **52**, 2141 (1984).
- [17] K. Clemenger, Phys. Rev. B **32**, 1359 (1985).
- [18] M. Manninen, Phys. Rev. B **34**, 6886 (1986).
- [19] M. Koskinen, P.O. Lipas, and M. Manninen, Z. Phys. D **35**, 285 (1995).
- [20] M. Moseler, B. Huber, H. Hakkinen, U. Landman, G. Wrigge, M.A. Hoffmann, and B. von Issendorff, Phys. Rev. B **68**, 165413 (2003).
- [21] J. Borggreen, P. Chowdhury, N. Kebaili, L. Lundsberg-Nielsen, K. Lützenkirchen, M. B. Nielsen, J. Pedersen, and H. D. Rasmussen, Phys. Rev. B **48**, 17507 (1993).

- [22] H. Häkkinen, J. Kolehmainen, M. Koskinen, P.O. Lipas and M. Manninen, Phys. Rev. Lett. **78**, 1034 (1997).
- [23] S.M. Reimann, M. Koskinen, J. Helgesson, P.E. Lindelof and M. Manninen, Phys. Rev. B **58**, 8111 (1998).
- [24] S.M. Reimann, M. Koskinen, H. Häkkinen, P.E. Lindelof, and M. Manninen, Phys. Rev. B **56**, 12147 (1997).
- [25] C. Kohl, B. Montag, and P.-G. Reinhard, Z. Phys. D **38**, 81 (1996).
- [26] J. Kolehmainen, H. Häkkinen, and M. Manninen *Metal clusters on an inert surface: A simple model*, Z. Phys. D **40**, 306 (1997).
- [27] H. Häkkinen and M. Manninen, J. Chem. Phys. **105**, 10565 (1996).
- [28] S. Tarucha, D.G. Austing, T. Honda, R.J. van der Haage, and L. Kouwenhoven, Phys. Rev. Lett. **77**, 3613 (1996).
- [29] M. Koskinen, M. Manninen, and S.M. Reiman, Phys. Rev. Lett. **79**, 1389 (1997).
- [30] C. Yannouleas and U. Landman, Phys. Rev. Lett. **82**, 5325 (1999).
- [31] K. Hirose and N.S. Wingren, Phys. Rev. B **59**, 4604 (1999)
- [32] A. Harju, E. Räsänen, H. Saarikoski, M.J. Puska, R.M. Nieminen, K. Niemelä, Phys. Rev. B **69**, 153101 (2004).
- [33] U. von Barth, Phys. Rev. A **20**, 1693 (1979).
- [34] K. Kärkkäinen, M. Koskinen, S. M. Reimann, and M. Manninen, Phys. Rev. B **70**, 195310 (2004)
- [35] S. M. Reimann, M. Koskinen, and M. Manninen, Phys. Rev. B **62**, 8108 (2000)
- [36] C. Yannouleas and U. Landman, Phys. Rev. B **70**, 235319 (2004).
- [37] A. Harju, J. Low Temp. Phys. **140**, 181 (2005).
- [38] A. V. Filinov, M. Bonitz, and Yu. E. Lozovik, Phys. Rev. Lett. **86**, 3851 (2001).
- [39] M. Borgh, M. Toreblad, M. Koskinen, M. Manninen, S. Åberg and S.M. Reimann, Int. J. of Quant. Chem. **105**, 817 (2005).
- [40] E.H. Lieb and F.Y. Wu, Phys. Rev. Lett. **20**, 1445 (1968).
- [41] S. Viefers, P. Koskinen, P.S. Deo, and M. Manninen, Physica E **21**, 1 (2004).
- [42] M. Koskinen, M. Manninen, B. Mottelson, and S.M. Reimann, Phys. Rev. B **63**, 205323 (2001).
- [43] P.A. Maksym, Phys. Rev. B **53**, 10871 (1996).
- [44] P.A. Maksym, H. Imamura, G.P. Mallon, and A. Aoki, J. Phys. Cond. Mat. **12**, R299 (2000).
- [45] J.-P. Nikkarila and M. Manninen, Solid State Commun. **141**, 209 (2007).
- [46] A.H. MacDonald, S. R. E. Yang, and M. D. Johnson, Aust. J. Phys. **46**, 345 (1993).
- [47] K. W. Madison, F. Chevy, W. Wohlleben, and J. Dalibard, Phys. Rev. Lett. **84**, 806 (2000).
- [48] R.B. Laughlin, Phys. Rev. B **27**, 3383 (1983).
- [49] J.K. Jain, Phys. Rev. Lett. **63**, 199 (1989).
- [50] J.K. Jain, and R.K. Kamilla, in *Composite Fermions: A unified view of the quantum Hall effect*, edited by O. Heinonen (World Scientific, River Edge, NJ, 1998).
- [51] E.B. Kolomeisky, and J.P. Straley, Rev. Mod. Phys. **68**, 175 (1996).
- [52] M. Tinkham, *Introduction to superconductivity* (McGraw-Hill, New York 1995).
- [53] M. Manninen, S. M. Reimann M. Koskinen, Y. Yu, and M. Toreblad, Phys. Rev. Lett. **94**, 106405 (2005).
- [54] M. Borgh, M. Koskinen, J. Christensson, M. Manninen, and S. M. Reimann, Phys. Rev. A **77**, 033615 (2008).