

Positron/Gamma-Ray Signatures of Dark Matter Annihilation and Big-Bang Nucleosynthesis

Junji Hisano,^{1,2} Masahiro Kawasaki,^{1,2} Kazunori Kohri,³ and Kazunori Nakayama¹

¹*Institute for Cosmic Ray Research, University of Tokyo, Kashiwa 277-8582, Japan*

²*Institute for the Physics and Mathematics of the Universe, University of Tokyo, Kashiwa 277-8568, Japan*

³*Physics Department, Lancaster University, Lancaster LA1 4YB, UK*

(Dated: October 28, 2018)

The positron excess observed by HEAT experiments can be explained by the dark matter annihilation, if the annihilation cross section is rather large. We show that dark matter annihilation scenario as an explanation of the positron excess can also solve the discrepancy of the cosmic lithium abundances between theory and observations, and that the wino-like neutralino in the supersymmetric standard model is a good example. Such a scenario may be confirmed by PAMELA and/or Fermi satellite experiments.

Introduction.— Dark matter (DM) in the Universe is one of the most striking clues to the physics beyond the standard model (SM). Many methods are proposed for the direct or indirect DM detection [1], and experiments for the DM search are reaching to the sensitivities to find an evidence of the dark matter. Actually HEAT experiments [2] reported an excess of positron flux in cosmic rays, which may be accounted for the high-energy positron injection from the DM annihilation. The positron excess will be confirmed or rejected by the PAMELA satellite experiment soon [3].

Supersymmetry (SUSY) introduces natural DM candidates as the lightest SUSY particle (LSP). Neutralinos in the SUSY SM are predicted to be the LSP in many SUSY-breaking models. The neutralino annihilation may explain the observed positron excess. However, this generally requires the annihilation cross section larger than expected from the thermal relic abundance, $\langle\sigma v\rangle \simeq 3 \times 10^{-26} \text{cm}^3 \text{s}^{-1}$.

It should be noticed that dark matter with such large annihilation cross section significantly affects big-bang nucleosynthesis (BBN) [4]. A small fraction of the relic LSPs still annihilates each other and injects high-energy particles into thermal bath even after the freeze-out epoch, and this may alter the abundances of light elements significantly. In this letter we show that the dark matter, which explains the positron excess, may also solve the discrepancy of the primordial lithium abundances between theory and observations, and it may be confirmed by the gamma-ray signals from the Galactic center by the Fermi experiment. The wino-like neutralino in SUSY models is an explicit example for such dark matter.

Wino-like dark matter.— Winos are superpartners for the standard-model SU(2) gauge bosons. The wino-like neutralino becomes the LSP in anomaly-mediated SUSY-breaking models [5], in which the wino mass (m_χ) is directly related to the gravitino mass ($m_{3/2}$) as $m_{3/2} \sim 400 \times m_\chi$. The much heavier gravitino than the weak scale is welcome from a viewpoint of the cosmological

gravitino problem [6]. The gravitino with $m_{3/2} \gtrsim 50 \text{ TeV}$ decays well before the BBN begins, and the gravitino abundance after inflation is not constrained from the observed light element abundances.

Thermally produced winos in the early Universe fail to explain the present DM abundance unless its mass is around 3 TeV [7]. However, even in the lighter wino cases, the non-thermal production of winos by the gravitino decay can explain it without spoiling the BBN. The gravitino number-to-entropy ratio $Y_{3/2}$ after inflation is given by $Y_{3/2} \simeq 2.3 \times 10^{-14} (T_R/10^8 \text{ GeV})$, where T_R denotes the reheating temperature of the Universe [6, 8]. The final wino abundance is almost the same as that of the gravitino since the annihilation of winos after the gravitino decay is neglected except for the mass range where the non-perturbative effect significantly enhances the annihilation cross section [7], and the non-thermal production reproduces observed DM abundance in the Universe for around $T_R \sim 10^{(9-10)} \text{ GeV}$ and the wino mass $m_\chi \sim 100 \text{ GeV} - 2 \text{ TeV}$. This value of the reheating temperature is also favored from the thermal leptogenesis, which requires $T_R \gtrsim 10^9 \text{ GeV}$ [9].

Cosmic positron signature.— The wino-like neutralino mainly annihilates into the weak bosons, and yields positrons, anti-protons and gamma's in cosmic rays, which may give clues to the DM properties, if detected. The flux of anti-protons contains more astrophysical uncertainties than positrons, and hence we consider only the positron and gamma-ray fluxes in this letter.

Energetic positrons, such as produced by the DM annihilation, lose their energy quickly through their propagation in the Galaxy due to synchrotron emission and inverse Compton processes with CMB photons and star light. Only positrons from the region within a few kpc can reach to the Earth. The propagation of positrons is described by the following diffusion equation,

$$\begin{aligned} \frac{\partial}{\partial t} f(E, \vec{x}) = & K(E) \nabla^2 f(E, \vec{x}) \\ & + \frac{\partial}{\partial E} [b(E) f(E, \vec{x})] + Q(E, \vec{x}), \end{aligned} \quad (1)$$

where $f(E, \vec{x})$ denotes the positron number density with energy E , and then the positron flux at the Earth ($\vec{x} = \vec{x}_\odot$) is given by $\Phi_{e^+}^{(\text{DM})}(E, \vec{x}_\odot) = (c/4\pi)f(E, \vec{x}_\odot)$. The source term from the DM annihilation $Q(E, \vec{x})$ is given as

$$Q(E, \vec{x}) = \frac{1}{2} \frac{\rho^2(\vec{x})}{m_\chi^2} \sum_f \langle \sigma v \rangle_f \frac{dN_f^{(e^+)}}{dE}, \quad (2)$$

where $\rho(\vec{x})$ is the DM mass density and $dN_f^{(e^+)}/dE$ is the fragmentation function of the DM annihilation products f into positrons. We use conventional values for the diffusion constant $K(E)$ and the energy-loss rate $b(E)$ given in [10], and derive the steady state solution of Eq. (1) semi-analytically [11].

The positron flux from the DM annihilation is less sensitive to the global structure of the DM halo density profile. However, dark matter may not be distributed smoothly in our Galaxy and there may be clumpy structures somewhere in the Galactic halo. If this is the case, the positron flux may be enhanced [12]. This effect is characterized by the boost factor, denoted by B_F . Smooth distribution corresponds to $B_F = 1$, and may reach to ~ 5 .

Fig. 1 shows the positron flux from the wino-like DM annihilation using the positron fraction $R(E)$, that is the ratio of the positron flux to sum of electrons and positrons fluxes. The results of HEAT experiments [2] is also shown together. In the evaluation of positron fraction, we include the background positron and electron fluxes from cosmic ray simulations [13]. It is found that the wino-like DM with $m_\chi \lesssim 300$ GeV explains the HEAT results. Notice that the low energy positron flux with energy less than $\lesssim 10$ GeV is somewhat uncertain due to the effect of solar modulation.

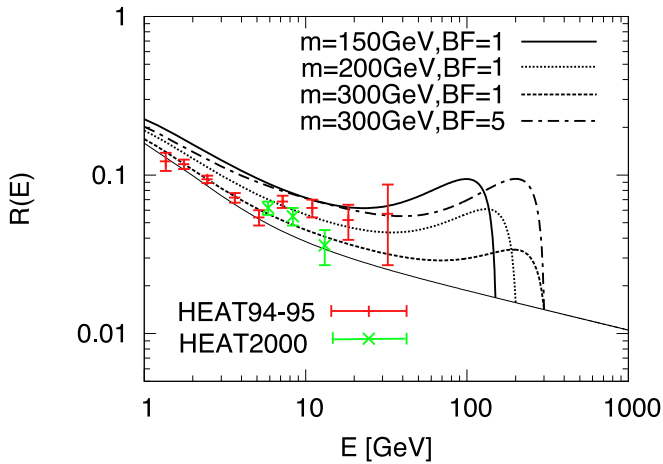


FIG. 1: Positron fraction for $m_\chi = 150, 200$ and 300 GeV with boost factor 1 or 5, as a function of positron energy. HEAT results are also shown.

Big-Bang Nucleosynthesis.— Even after the freezeout time of the LSPs, a small fraction of them would still continue to annihilate each other and produce high-energy hadrons and photons. Those emitted particles by this residual annihilation can change the abundances of light elements [4] such as D, T, ^3He , ^4He , ^6Li , ^7Li and ^7Be further after/during the BBN.

High-energy hadrons scatter off the background proton and ^4He , and induce the hadronic shower [6, 14], which produces copious neutron, D, T and ^3He . The non-thermally produced neutron and T (or ^3He) scatter off the background proton and ^4He and synthesize D and ^6Li , respectively. This non-thermal neutron also induces sequential reactions to reduce ^7Be (*i.e.*, ^7Li at a later time) through $^7\text{Be}(n, p)^7\text{Li}(p, ^4\text{He})^4\text{He}$ [15].

Currently the observational ^7Li abundance does not agree with the theoretical prediction of the standard BBN when we use the baryon-to-photon ratio, $\eta = (6.225 \pm 0.170) \times 10^{-10}$, obtained by WMAP 5-year [16]. Then, the theoretical value of ^7Li is much larger than the observational one even if we adopt a relatively high value of the observational abundance, $\log_{10}(^7\text{Li}/\text{H})_{\text{obs}} = -9.36 \pm 0.06$ [17]. See also Ref. [18] for a lower value of ^7Li abundance ($\log_{10}(^7\text{Li}/\text{H})_{\text{obs}} = -9.90 \pm 0.06$), which is much severer to be fitted. This situation has got worse when we use an updated reaction rate of $^4\text{He}(^3\text{He}, \gamma)^7\text{Be}$ [19]. As for ^6Li abundance, on the other hand, recent observation shows that the theoretical value is much smaller than that of the observation, $(^6\text{Li}/^7\text{Li})_{\text{obs}} = 0.046 \pm 0.022$ [20]. These two discrepancies may be collectively called “lithium problem”. In the hadron injection scenario, however, there is a tendency to solve the lithium problem because it can reduce ^7Li and produce ^6Li as explained above.

It should be also checked simultaneously if the abundances of the other elements, D, ^3He and ^4He , meet the observational constraints. We adopt both low and high values of D/H, Low $(\text{D}/\text{H})_{\text{obs}} = (2.82 \pm 0.26) \times 10^{-5}$ [21], and High $(\text{D}/\text{H})_{\text{obs}} = (3.98^{+0.59}_{-0.67}) \times 10^{-5}$ [22]. The observational value of the ^4He mass fraction is taken to be $Y_{p, \text{obs}} = 0.2516 \pm 0.0040$ [23] with large systematic errors [24]. The abundance of the ^3He to D ratio is constrained by the observational upper bound, $(^3\text{He}/\text{D})_{\text{obs}} = 0.83 + 0.27$ [25].

The allowed region in the plane of the annihilation cross section and the DM particle mass is shown in Fig. 2. For comparison, we show the wino-like neutralino annihilation cross sections, including the non-perturbative effect on the annihilation processes [26]. Even if we adopted the low value of D/H, it is found that there is still an allowed region at around $m_\chi \sim 250$ GeV to solve the lithium problem, while satisfying all the constraints.

If we allow depletion of Li in stars, a larger parameter region is allowed as shown in Fig. 3. In the figure we take the Li depletion as $\Delta \log_{10}(^7\text{Li}/\text{H}) = 0.4 \Delta \log_{10}(^6\text{Li}/\text{H}) = 0.25$ which is implied from study

of rotational mixing in stars [27]. In this case it is found that the lithium problem is solved even if we adopt the small value for the observed ${}^7\text{Li}$ abundance for the wino mass around 150 GeV - 300 GeV. Interestingly, the wino-like neutralino with this mass range can also explain the observed positron excess, as already described.

The wino-like neutralino with mass around 2 TeV can also explain the positron excess due to the enhancement of the cross section by the non-perturbative effect [11]. It is consistent with the BBN after the depletion of Li with $\Delta \log_{10}({}^7\text{Li}/\text{H}) \gtrsim 0.25$ is taken into account.

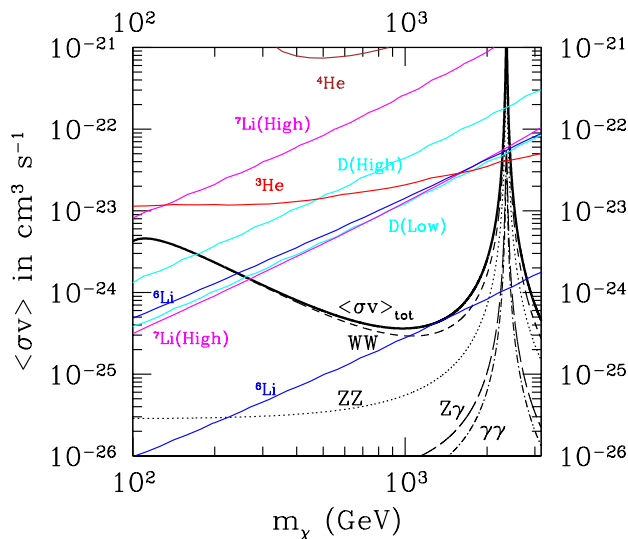


FIG. 2: Allowed regions at 95% C.L. from observational light element abundances in m_χ - $\langle\sigma v\rangle$ plane. The name of each element is written in the close vicinity of the line. For ${}^6\text{Li}$ and ${}^7\text{Li}$, regions sandwiched between two lines are allowed, respectively. Except for lithiums, each line means the upper bound. The total cross section of the annihilation and its major four modes are also plotted. The calculation is performed by assuming 100% WW emission for simplicity.

Gamma-ray flux from Galactic center.—Dark matter annihilation in the Galactic halo also yields high-energy gamma-rays. The continuum gamma-ray flux from the neutralino annihilation at the Galactic center is expressed as [28]

$$\Phi_\gamma(\psi, E) = \sum_f \frac{\langle\sigma v\rangle_f}{8\pi m_\chi^2} \frac{dN_f^{(\gamma)}}{dE} \int_{\text{l.o.s.}} \rho^2(l) dl(\psi), \quad (3)$$

where ψ is the angle from the Galactic center, $l(\psi)$ is the distance from us along the angular direction ψ and $dN_f^{(\gamma)}/dE$ is the fragmentation function of the annihilation products f into gamma's. The density profile ρ around the Galaxy is still unknown, and this leads to an uncertainty on the gamma-ray flux coming from the

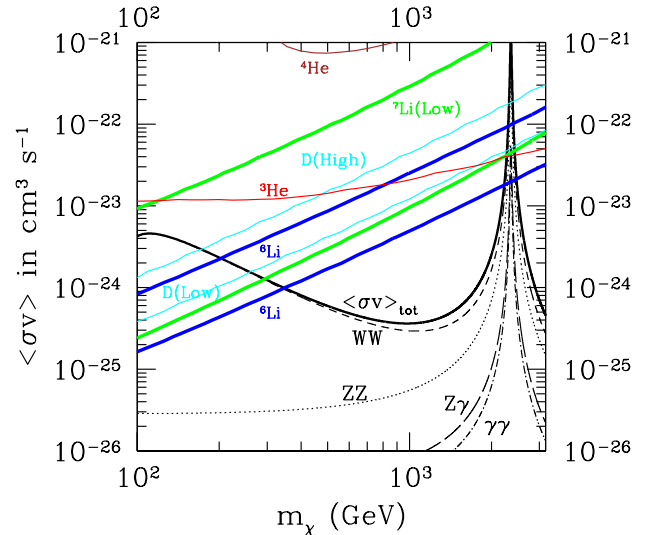


FIG. 3: Same as Fig. 2 except for including the depletion of lithium ($\Delta \log_{10}({}^7\text{Li}/\text{H}) = 0.4\Delta \log_{10}({}^6\text{Li}/\text{H}) = 0.25$).

DM annihilation at the Galactic center. Here we consider two typical models of the DM halo: the isothermal and Navarro-Frenk-White (NFW) profiles [29]. In Fig. 4 we show the gamma-ray flux from the Galactic center for the wino mass 150, 200 and 300 GeV, which are favored from the observed positron excess and the lithium abundances. We average the gamma-ray flux over the region of the Galactic longitude $-5^\circ < l < 5^\circ$ and latitude $-2^\circ < b < 2^\circ$ for comparison with the EGRET data [30]. It is seen that the gamma-ray flux is comparable to the EGRET observation depending on the DM density profile. It is expected that the Fermi experiment [31] may discover excess of gamma-rays and confirm the signal of DM annihilation if the dark matter is the wino-like neutralino with mass lighter than 300 GeV.

Conclusions.— The positron flux excess in cosmic rays, which was first observed by HEAT experiments and is being confirmed by PAMELA experiment now, draw a great attention of particle physicists, since it may be a striking evidence of the dark matter. As an example, the annihilation of wino-like neutralino dark matter in the SUSY SM, as is realized in the anomaly-mediated SUSY breaking models, can account for the positron excess for the mass $m_\chi \sim 150$ –300 GeV. Interestingly enough, this can also solve the current discrepancy of the primordial lithium abundances between BBN prediction and observations. Such models with large annihilation cross section also predict large gamma-ray flux from the Galactic center, which may be observed in on-going Fermi experiments.

Although we have focused on the wino-like DM case, similar analyses can be applied to other dark matter can-

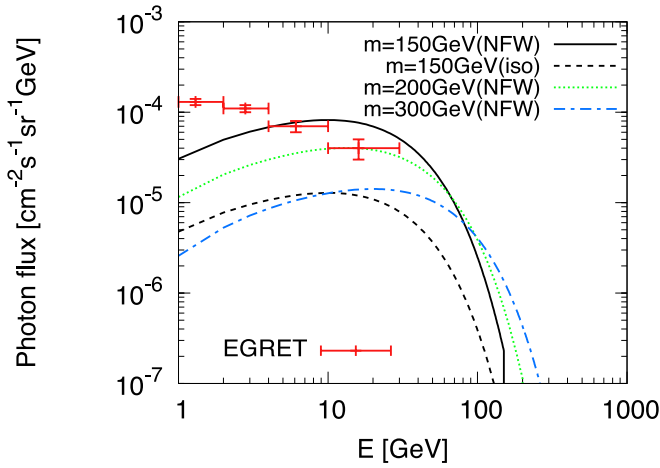


FIG. 4: Gamma-ray flux produced by the wino-like DM annihilation with mass 150, 200 and 300 GeV from the Galactic center within the region $-5^\circ < l < 5^\circ$ and $-2^\circ < b < 2^\circ$.

didates. The Higgsino-like neutralino has about one order of magnitude smaller annihilation cross section than that of the wino, with similar annihilation modes. Thus, in order to explain the positron excess by the Higgsino-like dark matter, boost factor of about 10 is required. The BBN constraint is easily satisfied in this case though the lithium problem is not solved. Generically, non-thermal production scenarios of the dark matter [32] predict enhancements of the indirect signals [33], and such scenarios may account for the currently observed positron excess and cosmic lithium abundances simultaneously [34].

KN would like to thank the Japan Society for the Promotion of Science for financial support. This work is supported by Grant-in-Aid for Scientific research from the Ministry of Education, Science, Sports, and Culture (MEXT), Japan, No.14102004 (MK), No. 20244037 (JH) and No. 2054252 (JH), and also by World Premier International Research Center Initiative (WPI Initiative), MEXT, Japan. KK is supported in part by PPARC grant, PP/D000394/1, EU grant MRTN-CT-2006-035863, the European Union through the Marie Curie Research and Training Network “UniverseNet”.

-
- [1] For a review, see G. Jungman, M. Kamionkowski and K. Griest, Phys. Rept. **267**, 195 (1996).
 - [2] S. W. Barwick *et al.* [HEAT Collaboration], Astrophys. J. **482**, L191 (1997); J. J. Beatty *et al.*, Phys. Rev. Lett. **93**, 241102 (2004).
 - [3] P. Picozza *et al.*, Astropart. Phys. **27** 296 (2007).
 - [4] K. Jedamzik, Phys. Rev. D **70**, 083510 (2004).

- [5] L. Randall and R. Sundrum, Nucl. Phys. B **557**, 79 (1999); G. F. Giudice *et al.*, JHEP **9812**, 027 (1998).
- [6] M. Kawasaki, K. Kohri and T. Moroi, Phys. Lett. B **625**, 7 (2005); Phys. Rev. D **71**, 083502 (2005); M. Kawasaki *et al.*, Phys. Rev. D **78** (2008) 065011.
- [7] J. Hisano *et al.*, Phys. Lett. B **646**, 34 (2007).
- [8] M. Bolz, A. Brandenburg and W. Buchmuller, Nucl. Phys. B **606**, 518 (2001) [Erratum-ibid. B **790**, 336 (2008)]; J. Pradler and F. D. Steffen, Phys. Rev. D **75**, 023509 (2007); Phys. Lett. B **648**, 224 (2007).
- [9] M. Fukugita and T. Yanagida, Phys. Lett. B **174**, 45 (1986).
- [10] E. A. Baltz and J. Edsjo, Phys. Rev. D **59**, 023511 (1999).
- [11] J. Hisano *et al.*, Phys. Rev. D **73**, 055004 (2006).
- [12] J. Silk and A. Stebbins, Astrophys. J. **411**, 439 (1993); L. Bergstrom *et al.*, Phys. Rev. D **59**, 043506 (1999).
- [13] I. V. Moskalenko and A. W. Strong, Astrophys. J. **493**, 694 (1998).
- [14] K. Jedamzik, Phys. Rev. D **74**, 103509 (2006).
- [15] K. Jedamzik, Phys. Rev. D **70**, 063524 (2004); K. Jedamzik *et al.*, JCAP **0607**, 007 (2006); D. Cummerbatch *et al.*, Phys. Rev. D **76**, 123005 (2007).
- [16] J. Dunkley *et al.* [WMAP Collaboration], arXiv:0803.0586 [astro-ph].
- [17] J. Melendez and I. Ramirez, Astrophys. J. **615**, L33 (2004).
- [18] P. Bonifacio *et al.*, arXiv:astro-ph/0610245.
- [19] R. H. Cyburt and B. Davids, arXiv:0809.3240 [nucl-ex]; R. H. Cyburt, B. D. Fields and K. A. Olive, arXiv:0808.2818 [astro-ph].
- [20] M. Asplund *et al.*, Astrophys. J. **644**, 229 (2006).
- [21] J. M. O’Meara *et al.*, Astrophys. J. **649**, L61 (2006).
- [22] S. Burles and D. Tytler, Astrophys. J. **507**, 732 (1998).
- [23] Y. I. Izotov, T. X. Thuan and G. Stasinska, arXiv:astro-ph/0702072.
- [24] M. Fukugita and M. Kawasaki, Astrophys. J. **646**, 691 (2006); M. Peimbert, V. Luridiana and A. Peimbert, arXiv:astro-ph/0701580.
- [25] Geiss and G. Gloeckler, Space Science Reviews **106**, 3 (2003).
- [26] J. Hisano, S. Matsumoto and M. M. Nojiri, Phys. Rev. Lett. **92**, 031303 (2004); J. Hisano *et al.*, Phys. Rev. D **71**, 063528 (2005).
- [27] M. H. Pinsonneault, G. Steigman, T. P. Walker and V. K. Narayanan, Astrophys. J. **574**, 398 (2002).
- [28] L. Bergstrom, P. Ullio and J. H. Buckley, Astropart. Phys. **9**, 137 (1998).
- [29] J. F. Navarro, C. S. Frenk and S. D. M. White, Astrophys. J. **462**, 563 (1996).
- [30] S. D. Hunter *et al.*, Astrophys. J. **481**, 205 (1997).
- [31] W. B. Atwood [GLAST Collaboration], Nucl. Instrum. Meth. A **342**, 302 (1994); E. A. Baltz *et al.*, JCAP **0807**, 013 (2008).
- [32] T. Moroi and L. Randall, Nucl. Phys. B **570**, 455 (2000); M. Nagai and K. Nakayama, Phys. Rev. D **76**, 123501 (2007); B. S. Acharya *et al.*, arXiv:0804.0863 [hep-ph].
- [33] M. Nagai and K. Nakayama, Phys. Rev. D **78**, 063540 (2008); P. Grajek *et al.*, arXiv:0807.1508 [hep-ph].
- [34] J. Hisano, M. Kawasaki, K. Kohri, K. Nakayama, in preparation.