

Definition and Implementation of a Points-To Analysis for C-like Languages

STEFANO SOFFIA

Applied Formal Methods Laboratory

Department of Mathematics, University of Parma, Italy

The points-to problem is the problem of determining the possible run-time targets of pointer variables and is usually considered part of the more general aliasing problem, which consists in establishing whether and when different expressions can refer to the same memory address. Aliasing information is essential to every tool that needs to reason about the semantics of programs. However, due to well-known undecidability results, for all interesting languages that admit aliasing, the exact solution of nontrivial aliasing problems is not generally computable. This work focuses on approximated solutions to this problem by presenting a store-based, flow-sensitive points-to analysis, for applications in the field of automated software verification. In contrast to software testing procedures, which heuristically check the program against a finite set of executions, the methods considered in this work are static analyses, where the computed results are valid for all the possible executions of the analyzed program. We present a simplified programming language and its execution model; then an approximated execution model is developed using the ideas of abstract interpretation theory. Finally, the soundness of the approximation is formally proved. The aim of developing a realistic points-to analysis is pursued by presenting some extensions to the initial simplified model and discussing the correctness of their formulation. This work contains original contributions to the issue of points-to analysis, as it provides a formulation of a filter operation on the points-to abstract domain and a formal proof of the soundness of the defined abstract operations: these, as far as we now, are lacking from the previous literature.

Categories and Subject Descriptors: F3.1 [**Logics and Meanings of Programs**]: Specifying and Verifying and Reasoning about Programs.

General Terms: Languages, Static Analysis.

Additional Key Words and Phrases: Points-To Analysis, Alias Analysis.

Contents

1	Introduction	3
1.1	The Aliasing Problem	3
1.1.1	Aliasing From the Use of Arrays	4
1.1.2	Aliasing From the Use of Pointers	4
1.1.3	Aliasing Subproblems	5
1.2	A Static Analysis	5
1.2.1	One Program, Many Executions	6
1.2.2	The Aliasing Problem Is Undecidable	6
1.2.3	Summing Up	7

This work has been developed in partial fulfillment of the requirements for the first level degree in Computer Science.

1.3	Applications	8
1.3.1	Client Analyses	9
1.4	Background	10
1.5	The State of the Art	13
1.5.1	Improving the Efficiency	13
1.5.2	Improving Precision	14
1.5.3	Different Notions of Safety	14
1.5.4	Measuring the Alias Analyses	15
1.5.5	Notes on the Analysis of the Java Language	17
1.6	Organization	17
1.7	Purpose of the Work	18
1.8	Contributions	18
2	Preliminaries	18
2.1	Notation	18
2.2	The Execution Model and Its Operations	19
2.3	The Abstract Interpretation Approach	20
2.4	Queries	21
2.4.1	The Alias Query	22
2.5	Representation of the Abstract Alias Domain	23
2.5.1	Techniques For Approximating the Alias Information	24
2.5.2	A Notable Example of Access-Path Based Approximation	24
2.6	The Store Based Approach	26
2.6.1	Practical Considerations on Store Based Methods	28
2.7	Precision Limits of the Alias Query Representation	29
3	The Analysis Method	29
3.1	The Domain	30
3.2	The Language	32
3.2.1	Assignment	33
3.2.2	Filter	34
3.3	Examples	36
3.4	Results	45
3.4.1	Notation	45
3.4.2	Concrete Assignment	46
3.4.3	Observations on the Domain	47
3.4.4	Results of Correctness	50
3.4.5	Proofs	50
4	Precision Limits	70
4.1	Precision of the Points-To Representation	71
4.2	Precision of the Presented Method	78
4.2.1	The Abstract Evaluation Is Not Optimal	79
4.2.2	The Abstract Assignment Is Not Optimal	79
4.2.3	The Abstract Filter Is Not Optimal	81
4.2.4	Another Consideration on the Precision of the Filter Operation	85
4.3	A Final Consideration	87

5	The Extended Abstract Memory Model	88
5.1	Abstract and Concrete Locations	88
5.2	Weak Updates and Strong Updates	89
5.3	Notation	93
5.4	The Concept of Memory Shape	94
5.5	Common Concepts	94
5.6	The Concrete Memory Model	96
5.7	The Abstract Memory Model	98
5.8	The Lattice Structure	99
5.9	Concretization Function of the Abstract Memory	101
5.9.1	Singular Locations	104
5.10	Abstract Operations	105
5.10.1	Notation	105
5.10.2	The Mark Operation.	105
5.10.3	The Link Operation	105
5.10.4	The New Variable Operation	106
5.10.5	The Unlink Operation	107
5.10.6	The Unmark Operation	107
5.10.7	The Stack Tail Push Operation	108
5.10.8	The Stack Tail Pop Operation	108
5.11	Approximating the Stack	109
5.12	Pointer Arithmetic	109
5.12.1	Examples	112
5.12.2	Derivation of the Rules	115
5.13	Relational Operators	118
5.13.1	Justification of the Definition	119
5.14	Special Locations	120
5.15	Logical Operators	129
6	Conclusions and Future Developments	132

1. INTRODUCTION

1.1 The Aliasing Problem

In imperative programming languages the concept of *memory location* is of main importance; it refers to an entity able to keep a finite quantity of information across the subsequent steps of the computation. The concept of *variable* is then developed as a way to refer to memory locations. In the different languages, different constructs allow for the composition of variable names so as to form *expressions* (Listing 1). From the use of these constructs comes the possibility to refer to the same memory location with different expressions. In the literature, two expressions referring to the same memory location are said to be *aliases*; the set of pairs of alias expressions is commonly referred to as *alias information* and the *aliasing problem* is known as the problem of analyzing the alias information of a program. Due to the many mechanism that can lead to the generation of aliases, the aliasing problem is complex even to characterize. The following paragraphs show how the different constructs of the C language can affect the alias information.

```

1 struct S {
2     struct S *l, *r;
3     int key;
4 } a[10];
5 int i;
6 ...
7 a[i].l->key = ...

```

Listing 1: different constructs of the C language can be used to compose variables into expressions. Note at line 7 the use of the *dereference operator*, of the *index* and *field selectors* in the same expression. Many are the available constructs and complex is the problem of analysing all their possible interactions.

```

1 int a[10], i, j;
2 ...
3 if (i == j) {
4     ...
5     a[i] = a[j];
6     ...
7 }

```

Listing 2: this example shows how the use of arrays may produce aliasing. At line 5 the variables ‘i’ and ‘j’ hold the same value; then the expressions ‘a[i]’ and ‘a[j]’ denote the same memory location, i.e., they are *aliases*.

```

1 int a[10], *p, *q, dist;
2 ...
3 dist = q - p;
4 ...

```

Listing 3: the value assigned to the variable ‘dist’ at line 3 depends on the distance between the elements referred to by the pointers ‘p’ and ‘q’.

1.1.1 *Aliasing From the Use of Arrays.* The example presented in Listing 2 shows how, through the use of the array’s indexing mechanism, the aliasing problem is influenced by the value of integer variables. As shown by Listing 3, also the converse holds — the value of pointer variables, typically considered a alias-related issue, can influence the value of integer variables.

1.1.2 *Aliasing From the Use of Pointers.* The simple example in Listing 4 shows how the use of pointers can produce aliasing. In the C language the support of pointers is particularly flexible and powerful. For instance, multiple levels of indirections are allowed (Listing 5). These characteristics make the development of alias analyses for the C language a challenging problem. The study of the aliasing problem requires also to cover recursive data structures; the use of these can produce particularly complex alias relations (Listing 6).

```

1 int a, *p;
2 p = &a;
3 ...

```

Listing 4: after the execution of line 2, the pointer variable ‘p’ contains the address of the variable ‘a’; then the expressions ‘*p’ and ‘a’ are *aliases*.

```

1 int a, *p, **pp;
2 p = &a;
3 pp = &p;
4 ...

```

Listing 5: at line 2 the address of ‘a’ is assigned to ‘p’; as a consequence, ‘*p’ and ‘a’ become aliases. At line 3 the address of ‘p’ is assigned to ‘pp’; as a consequence, ‘*pp’ and ‘p’ become aliases. Hence, also the expressions ‘**pp’ and ‘*p’ are aliases. Finally, by applying the transitive property, it is possible to conclude that ‘**pp’ and ‘a’ are aliases too.

```

1 struct List {
2     struct List *next;
3     int key;
4 };
5 ...
6 struct List head;
7 head.next = &head;

```

Listing 6: this example shows how recursive data structures can affect the aliasing problem. After the assignment at line 7, the expressions ‘head.next->key’, ‘head.next->next->key’ —and more generally each expression of the form ‘head.(next->)ⁿkey’ with $n \in \mathbb{N}$ — are all aliases of ‘head.key’. Even a simple example can produce an infinite set of alias pairs.

1.1.3 *Aliasing Subproblems.* Due to the many aspects that must be taken into account in order to provide a complete coverage of the *aliasing problem*, different areas of research have been developed; as a result, in the literature a wide range of analyses is available, which encompasses all the alias subproblems — while a *pointer analysis* attempts to determine the possible run-time values of pointer variables, a *shape analysis* focuses on the precise approximation of the aliasing relations produced by recursive data structures; whereas a *numerical analysis* is required to track the value of array’s indices.

1.2 A Static Analysis

The goal of this work is to present an automated method able to prove certain alias properties of programs given in input. In the following we use the term *alias analysis* to refer to the general and theoretical ideas to approach the alias problem;

whereas we use the term alias *analyzer* to stress the focus on the implementation of an automated analysis. We are interested in defining a *static analysis*. Commonly, in the context of *software analysis*, the adjective *static* referred to the term *analysis* designates a class of methods that avoid the actual execution of the examined program. In other words, a *static analysis* can be described as the process of extracting semantic information about a program at compile time. Static analysis techniques are necessary to any software tool that requires compile-time information about the semantics of programs. Consider indeed the following points.

- The termination problem is undecidable; as a consequence any method that requires the execution of the program is not guaranteed to terminate.
- If the execution of the program is performed then the computational complexity of the analysis is bounded from below by the computational complexity of the analyzed program.
- Testing* a program on some executions can prove the *presence* of errors; however, unless all of the possible executions are tried, it cannot prove the *absence* of errors. More generally, since a program can have an unbounded number of distinct executions, *testing* can only prove that a *property* holds on some executions, but it cannot prove that it holds always.

Hence, the existence of analysis methods that avoid the actual execution of the program is motivated by the presence of constraints on the costs of the analysis, the need of predictability of these or the need to verify a property against all of the possible executions. Usually, the results of an alias analysis are only an intermediate step of the computation of a complete static analysis tool; this means that an alias analysis is commonly intended to answer to questions formulated by other automatic analyses. For instance, *compilers* are the most common tools that exploit the alias information — almost all of the modern compilers include some kind of alias analysis. From the practical perspective, the kind of queries that are posed to the alias analyzer is greatly influenced by the final application; whereas from the theoretical point of view it is useful to assume that the questions posed to the alias analysis are always of the form: does the property P hold on all/some executions of the program?

1.2.1 *One Program, Many Executions.* Generally, the flow of the execution depends not only on the program's source code but also on external sources of information, e.g., the user's input or a random number generator; when many executions paths are possible, a property may hold on some but not on all the possible executions (Listing 7). In the following we refer to a function declared as '`int rand()`' as a source of non-determinism; we assume that this function always halts, that it can return zero and not-zero values and that it has no side-effects on the caller.

1.2.2 *The Aliasing Problem Is Undecidable.* The problem of determining the alias properties of a program is undecidable; it is indeed possible to reduce a problem that is well known to be undecidable, the halting problem, to the aliasing problem. In the sequel, we refer to a function declared as '`int turing(int n)`'; we assume that (1) this function is defined somewhere in the source code and it emulates the execution on the input n of some Turing machine; (2) the result of the execution of the emulated Turing machine is returned to the caller as the return value of

```

1 int a, b, *p;
2 p = &a;
3 if (rand())
4     p = &b;
5 ...

```

Listing 7: at line 2 the address of ‘a’ is assigned to the variable ‘p’; then at line 3, during all executions, ‘*p’ is an alias of ‘a’. At line 4 the address of ‘b’ is assigned to ‘p’, but this statement is executed only when at line 3 the call to `rand()` returns a non-zero value. Therefore, it is possible to prove that there exists at least one execution path that reaches line 5 in a state where ‘*p’ is an alias of ‘a’ and also there exists at least one execution that reaches line 5 in a state where the same property is false.

the function; (3) calling this function has no side effects on the caller environment. Listing 8 highlights how the aliasing problem is influenced by the halting problem. For this reason the aliasing problem is formulated assuming the reachability as *hypothesis*. This assumption is not always valid but it is *safe*, or *conservative*. In Listing 8 it is not possible to tell if line 5 will ever be reached; however, *in that case* what would happen?¹ More generally the question is — if the execution reaches the program point p does the property P hold at p ? The results of the analysis are then expressed as an implication of the kind — if p is reached then P holds. However, even in this weaker form, the aliasing problem is still undecidable. Consider for instance Listing 9, where line 7 is reached if and only if the call ‘`turing(K)`’ at line 3 halts; in this case the value of ‘p’ is determined by the return value of ‘`turing(K)`’. As a consequence of Rice’s theorem [HMRU00], also *assuming* that ‘`turing(K)`’ halts, there exist no algorithms able to tell for every ‘K’ if the execution reaches line 7 in a state where ‘p’ points to ‘a’.

1.2.3 *Summing Up*. This section summarizes the various possibilities just presented. Let P be an alias property and $\neg P$ its negation. There exist four possible cases.

- (1) The property P holds on all of the possible executions or equivalently, $\neg P$ never holds (Listing 7).
- (2) The property P holds on some but not on all of the possible executions; that is, there exists at least one execution in which P holds and also there exists at least one execution in which $\neg P$ holds (Listing 7).

¹The idea and the motivations behind this approach are similar to those that drive the development of Hoare’s logic for *partial correctness* specification, opposed to the *total correctness* specification, both introduced in [Hoa03]. The concept of *Hoare’s triple for partial correctness* is introduced — it is a triple $\{P\}C\{Q\}$ where C is a command of a given programming language and P and Q are two propositions expressed in some fixed first order logic language. Informally, in Hoare’s logic the triple $\{P\}C\{Q\}$ is said to be true if *whenever* C is executed in a state satisfying P and the execution of C *terminates* then the resulting output state satisfies Q .

```

1 int K = ...;
2 int *p;
3 p = 0;
4 turing(K);
5 *p = 1;

```

Listing 8: at line 4 the call to the function ‘turing’ starts the computation of the Turing machine. Suppose that the call halts; in this case the execution reaches line 5 causing an error due to a dereferenced null pointer. However, the problem of telling whether the execution of a Turing machine will ever halt is undecidable — there exists no algorithm able to tell for each possible value of ‘K’ if line 5 will ever be reached by the execution; thus if there exists an execution path where a null pointer is dereferenced.

```

1 int K = ...;
2 int *p, a, b;
3 if (turing(K))
4     p = &a;
5 else
6     p = &b;
7 ...

```

Listing 9: an example of the possible interactions of the aliasing problem and other undecidable problems. There exist no algorithm able to tell for every ‘K’ if there exist an execution that reaches line 7 in a state such that ‘p’ points to ‘a’.

- (3) The property P holds on some executions but it is not known if it holds always; that is there exists at least one execution in which P holds but it is unknown whether there exists an execution in which $\neg P$ holds (Listing 10).
- (4) It is not known if there exists an execution in which P holds and also it is unknown whether there exists an execution in which $\neg P$ holds (Listing 9).

For instance, suppose that P expresses the absence of some kind of error. The first of the listed cases is the optimal case: it has been proved that no errors are possible. The second case is as much positive: it has been proved that there exists at least one erroneous execution, that is the program contains a bug. In the third and the fourth case it is *unknown*, i.e., the absence of errors cannot be proved. However, assuming the reachability as hypothesis, alias analyses cannot prove the result described in the second case. In other words, every static analysis that assumes the reachability as hypothesis can only prove that P holds always. In this sense, testing procedures are complementary to static analyses techniques.

1.3 Applications

The alias information is required by many static analyses; this is due to the following fact: analyzing an indirect assignment, and generally an indirect memory reference, without knowing alias information requires to assume that the assignment may modify almost anything and, under these hypotheses, it is unlikely that the client


```

1 int K = ...;
2 int *p, a;
3 p = &a;
4 if (rand())
5     if (turing(K))
6         p = 0;
7 *p = 1;

```

Listing 10: line 5 is reached only when the return value of the call to ‘rand()’ evaluates to true. Thus, line 6 is reached only when the execution reaches line 5 and the call ‘turing(K)’ halts and the return value evaluates true. Certainly there exists executions that reach line 7 in a state where ‘p’ points to ‘a’. However, also assuming that ‘turing(K)’ halts, there exists no algorithm able to tell for every K if there exist an execution path that reaches line 7 with ‘p’ equal to null.

```

1 void f(int *p) {
2     ...
3     *p = 0;
4     ...
5 }

```

Listing 11: analyzing this fragment of code without any aliasing information would require a worst-case assumption about the locations pointed by ‘p’, that is, all the possible targets of an ‘int*’ can be modified by the assignment at line 3.

analysis will be able to deduce any useful result (Listing 11). For what concerns the final application, there are two main areas where the aliasing information is commonly used.

- Optimization and parallelization; used in compilers and interpreters.
- Programs semantics understanding and verification; used in debugging/verifier tools.

These two uses have vastly different requirements on alias analyses. For compiler oriented applications there exist some upper bound on how much precision is useful. There are various studies [HP00; HP01] that state that this upper bound is reached by the current state of the art. For the use in program understanding/verification the picture is different; in this case there is instead a lower bound on precision, below which, alias information is pretty useless. It is commonly believed that the spectrum of techniques currently available does not fully covers the requirements of this kind of use: more research work is necessary.

1.3.1 *Client Analyses.* This section presents a brief list of the most common static analyses that require the aliasing information.

Mod/Ref analysis. This analysis determines what variables may be modified/referenced² at each program point. This information is subsequently used by other

²Here the term ‘referenced’ means that the value of the object is read.

analyses, such as *reaching definitions* and *live variable analysis*. Each dereference in the program generates a query of the alias information to determine the referenced objects that are thus classified as *modified* or *referenced* depending on the context in which the dereference operator occurs. For example, in assignment statements, the objects referred by the last dereference of the lhs are marked as *modified*, all other objects referred in the evaluation of the rhs and the lhs are instead marked as *read*.

Live variable analysis. It is common to many imperative languages that the life of a local variable starts at the point of definition and ends at the end of the scope that contains the definition. At the extent of minimizing the memory usage of the compiled program, while keeping unchanged its semantics, it is possible to defer the creation to the point where the variable is first assigned and anticipate its destruction to the last point where its value is used. The *live variable analysis* tries to compute this information that is useful to compilers for *register allocation*, detecting the use *uninitialized variables* and finding *dead assignments*.

Reaching definitions analysis. This analysis determines what variables may reach (in an execution sense) a program point. This information is useful in computing *data dependence* among statements, which is an important step for the process of *code-motion* and parallelization.

Interprocedural constant propagation. This analysis tracks the value of constants all over the program and uses this information to statically evaluate conditionals with the goal of detecting if a branch is unreachable; thus allowing the detection of unreachable code.

1.4 Background

Probably due to the different areas of application, historically this field of research has treated as separate two fundamental *aliasing*-related problems: the *may alias* and the *must alias* problem. If the general interest of aliasing-related static analyses is the study of how different expressions lead to the same memory location, these two specializations can be characterized as follows.

May alias. It tries to find the aliases that occur during *some* execution of the program.

Must alias. Find the aliases that occur on *all* the executions of the program.

Results exist that confirm that the former problem is not *recursive*³ while the latter is not *recursively enumerable*⁴ [Lan92]. In recent developments the same concepts are also expressed in terms of *possible* and *definite* alias properties. The term *definite alias property* is used to designate an alias property that holds on every possible execution; whereas a *possible alias property* P is such that both P and $\neg P$ cannot be proved to be *definite*. Unfortunately, the mismatch between the naming and the notation used in the published works is not limited to the case just

³A problem P is said to be *recursive*, or *decidable*, if there exists an algorithm that terminates after a finite amount of time and correctly decides whether or not a given input belongs to the set of the solutions of P .

⁴A *recursively enumerable* problem P is a problem for which there exist an algorithm A that halts on a given input n if and only if n is a solution of P .

```

1 int i, *p, **q, *r;
2 p = &i;
3 q = &p;
4 r = p;

```

Listing 12: a program that exposes a simple alias relation.

described. For instance, in the literature the names *pointer* analysis, *alias* analysis and *points-to* analysis are often used interchangeably. As suggested by [Hin01], we prefer to consider the *points-to analyses* as a proper subset of the *alias analyses*. An *alias analysis* attempts to determine when two expressions refer to the same memory location; whereas a *points-to analysis* [And94; EGH94; HBCC99] is focused in determining what memory locations a pointer can point to. Points-to methods are also characterized by the same *representation* of the aliasing information. As described in [Hin01], the representation of the alias information is only one of the several parameters that can be used to categorize alias analyses.

Representation. For the representation of alias information various options are possible.

Complete alias pairs. With this representation all the alias pairs produced by the analysis are stored explicitly.

Compact alias pairs. Only a subset of alias pairs is kept explicitly. The complete relation can be derived applying the *dereference* operator, the transitivity and symmetry properties to the pairs explicitly stored.

Points-to pairs. This representation tracks only the relations between the pointers and the pointed objects. The complete alias relation can be derived from the points-to information in a way similar to what done for the compact alias pair representation. This process is informally described in [Ema93].

For instance, the alias relation generated by the sequence of assignments in Listing 12 can be represented using the points-to form as

$$\{\langle p, i \rangle, \langle q, p \rangle, \langle r, i \rangle\}.$$

This corresponds to the complete alias pair set⁵

$$\{\langle *p, i \rangle, \langle *q, p \rangle, \langle **q, i \rangle, \langle *r, i \rangle, \langle r, p \rangle, \langle *r, *p \rangle, \langle r, *q \rangle, \langle *r, **q \rangle\}.$$

Note that these representations —*complete*, *compact* and *points-to*— are listed in order of decreasing expressive power — the rules of deduction used to infer the complete alias relation from the compact and the points-to format impose a precise structure on the relation. In the next we present some examples to show how the points-to representation can be less precise than the alias representation (Section 4). On the other hand these deduction rules allow to reduce the set of pairs that have to be explicitly represented thus decreasing the cost of the analysis. Note also that, due to recursive data structures, the complete alias relation may contain an infinite number of pairs. If one of the possibilities to overcome this problem is

⁵In this case we have omitted to explicitly write the alias pairs that can be obtained by symmetrically closing this relation.

to adopt a compact or a points-to representation, other solutions, specialized in the handling of recursive data structures, exist. These methods use quite different formalism from the ones presented here and they have generated a quite independent field of research that is named *shape-analysis*. An example of these alternative representations is briefly described in Section 2.5.2.

Flow-sensitivity. The question is whether the *control-flow* information of the program is used by the analysis. By not considering control-flow information — therefore computing only a conservative summary of it— flow-*insensitive* analyses compute one solution for either the whole program or for each function [And94; Ste96; HBCC99], whereas a flow-*sensitive* analysis computes a solution for each program point [EGH94; HBCC99]. Therefore, flow-insensitive methods are generally more efficient but less precise than flow-sensitive ones.

Context-sensitivity. The point is if there is a distinction between the different callers of a function, that is if the caller-context information is used when analyzing a function. If this is not the case, the information can flow from one call site (say caller A) through the called function (the callee) and then back to a different call site (say caller B) thus generating a spurious data flow in the computed solution on the code of the caller B. Whenever a static analysis combines information that reaches a particular program point via different paths some accuracy may be lost. An analysis is *context-sensitive* to the extent that it separates information originating from different paths of execution. Because programs generally have an unbounded number of potential paths, a static analysis must combine information from different paths — in this sense, the *context sensitivity* is not a dichotomy but rather a matter of degree.

Heap modeling. The analysis of heap-allocated objects requires different strategies from that of stack-allocated and global memory objects. First because heap objects have a different life-cycle with respect to automatic and global variables; second, the term *heap modelling*, is commonly but improperly used to refer to the modelling of recursive data structures as these are usually allocated on the heap. Various trade-offs between the precision and the efficiency exist also for this problem.

- The simpler solution consists in creating a single abstract memory location to model the whole heap [EGH94].
- Another solution distinguishes between heap allocated objects on the basis of the program point in which they are created, that is objects are *named* by the creating statement (context-insensitive naming.)
- A more precise solution names the objects not only by the program point of the creating statement but with the whole call path (context-sensitive naming.) For example, this means that if the program contains a user defined function for memory allocations (e.g., a wrapper of the ‘`malloc`’ function) then the analysis is able to discern objects created by different calls of the allocation routine.
- Shape analysis methods adopts a quite different approach to the problem of naming locations, which is based on the expression used to refer to the memory location.

Whole program. Does the analysis method require the whole program or can a sound solution be obtained by analyzing only its components? In the current

panorama of software development, *component programming* and the use of libraries are becoming more and more popular. This trend requires the capability to analyzing fragments of code as the whole program may not be available [LLV].

Language type model. In strongly typed languages, the type information—that can be easily extracted from the source code using common compiler techniques—can be used by the alias analysis to deduce affordable informations about the layout of pointers. This information, joined with other assumptions on the memory model that usually accompany this kind of languages, can greatly simplify the formulation of the alias analysis. However, as noted in [WL95], a pointer analysis algorithm cannot safely rely on high-level type information for C programs. Because of arbitrary type casts and union types, the defined types can always be overridden. This means that type information cannot be used to determine which memory locations may contain pointers. To be safe, an analysis must assume that any memory location could potentially contain a pointer to any other location. Similarly, any assignment could modify pointers, even if it is defined to operate on non-pointer types.

Aggregate modeling. This point regards how aggregate types are treated: the main question is whether the subelements are distinguished or collapsed into one object. The choice of the analyzed language is of main relevance: this task results particularly complex to address in weakly-typed languages such as C/C++; in these languages the same memory area can be read using different types. An analysis that aims to precisely track pointers to fields must then consider the possible overlapping between the memory layouts of the different types. In strongly typed languages like Java this difficulty does not exist, as these languages do not allow for reading the memory with a type different from that used for the allocation.

1.5 The State of the Art

Static analysis originally concentrated on Fortran and it was predominately confined to a single procedure (*intra-procedural* analysis). Since the emergence of the C language, static analysis of programs with dynamic storage and recursive data structures has become a field of active research producing methods of ever increasing sophistication. In [Hin01] it is noted that, during the past two decades, over seventy-five papers and nine Ph.D. theses have been published on alias analysis, leading the author to the question—given the tomes of work on this topic, haven't we solved this problem yet? The answer is that though many interesting results have been obtained, still many “open questions” remain. As shown in the introduction, also limited to the analysis of pointers, the aliasing problem is still undecidable [Lan92]; therefore, the main question that arise approaching it is about the desired trade-off between the efficiency of the algorithm and the precision of the approximated solution computed. A wide range of *worst-case* time complexities is available: from almost linear [Ste96] to exponential [Deu94]. The current research effort is proceeding in at least two distinct directions: improving the efficiency of the analyses while keeping the actual precision and increasing the precision of the approximation while keeping a reasonable computational costs.

1.5.1 Improving the Efficiency. Again in [Hin01], the problem of *scalability* is listed among the “open questions”. About this topic two distinct efforts are currently active and both proceed toward the goal analysing programs of ever increasing

size. Today, flow-insensitive analyses [Ste96; LLV] can quickly analyze million-line programs. It is commonly believed that the precision provided by these fast methods is sufficient to satisfy ordinary compiler-oriented client analyses [Hin01]; but definitely they do not suffice for verifier-oriented applications [OR06; WMD08]. On the other side various works [HBCC99] have increased the efficiency of the more precise but slower flow-sensitive methods with respect to the initially proposed methods [EGH94]. It must be noted that some studies [EGH94; HP00; HP01] show that client analyses improved in efficiency as the pointer information was made more precise because the input size to the client analysis becomes smaller; on average, this reduction outweighed the initial cost of the pointer analysis. However, these studies focused on typical compiler oriented analyses — no data is available for the field of program understanding/verification.

1.5.2 Improving Precision. Another goal of the current research effort is to improve the precision without sacrificing the scalability. As for the scalability issue, nowadays there are two main directions in which researchers are investigating to improve the current state of the art. The first area of investigation tries to reconsider the notion of safety by loosening the soundness constraints on the analysis. The other direction of investigation tries to recognize the areas of the source code that needs to be analyzed with greater accuracy; the idea is to perform a quick alias analysis on the whole program and then refine the first results only in those regions of the code where more precision is needed. In other fields of the static analysis research this idea has yield to the formalization of the concept of *demand-driven* analysis [OR06; WMD08]. Demand-driven methods can avoid the costly computation of exhaustive solutions: given an initial query, the analysis contains the logic to detect what other information are needed to answer it and then it proceeds by recursively formulating a new set of queries. It is still an open question whether the precise alias analyses currently available —that is flow- and context-sensitive analyses and shape analyses— can be reformulated in a demand-driven fashion [Hin01].

1.5.3 Different Notions of Safety. A reading of the literature available for the field reveals that there exist two slightly different notions of *safety*, which are determined by the different areas of application. Compiler targeted analyses are required to produce a *safe* approximation of the alias information for *every* standard-compliant program, allowing thereby the analyzer to *assume* that the analyzed program is standard-compliant.⁶ From [WL95]

The possibility of non-pointer values [stored inside pointer variables] is not always important. For example, when a location is dereferenced, we can assume that it always contains a pointer value, since otherwise the program would be erroneous.

On the other hand, for software verification tools, the conformance of the analyzed program to the standard is not an hypothesis but one of the theses that need to be proved. For example, a desirable feature for a verifier tool would be to signal if a dereferenced pointer may hold an undefined or a null value. For analyses that cannot

⁶For some notion of standard-compliant; there exists different possible language standards, hence different notions of standard-compliance.

simply ignore the possibility of errors, the approach called *θ -soundness* is usually applied [CDNB08]: when the analysis detects the possibility of an error, then the program point is marked with a warning and the analysis proceeds assuming that the condition that led to the error is not verified. For example, if we have that the pointer ‘p’ corresponds the points-to set $\{\mathbf{a}, \mathbf{null}\}$ —i.e., ‘p’ may point to the variable ‘a’ or be null— then the analysis of the statement ‘*p’ would produce a warning for a possible dereferenced null pointer and the execution will continue assuming that ‘p’ points only to ‘a’. Verifier targeted analyses are not allowed to assume the absence of errors; in this sense, the notion of safety required by compiler targeted analyses is weaker. However, practical considerations softens the requirements on verifier’s analyses. If compilers are required to expose a well-defined behaviour on all conforming programs, verification tools often assume stricter rules than those dictated by the standard of the programming language with the result of restricting the class of analyzable programs to a set of well-behaved ones. For instance, assuming the absence of some kind of *casts* [Act06], it is possible to simplify the analysis and also improve its precision. For those programs that do not belong to this restricted set, the analysis produce some *false positives*⁷ and the process of θ -soundness will erroneously remove from the abstraction some of the possible executions yielding to a non-safe result. As noted in [Hin01] this can be acceptable in many areas:

I was told the users actually liked the false-positives in my analysis because they claimed when my analysis got confused it was a good indication that the code was poorly written and likely to have other problems. This came as a complete surprise. While additional study is needed to claim these observations to be valid in a broader sense, they lead me to conclude that the notion of safety should be reconsidered for many applications of static analysis.

1.5.4 *Measuring the Alias Analyses.* It is a quite accepted fact that in the alias analysis field, the independent verification of the published results is a considerably difficult task. The first consequence of this is the absence of a clear and complete comparison between the existing methods. The difficulty of reproducing the publicly available results can be explained by the intrinsic difficulty of defining a valuable metric for the problem as a great number of parameters must be taken into account: as the chosen intermediate representation, the benchmark suite used for the testing phase and, more generally, all the details of the infrastructure where the analysis is put to work. For instance, some analyses [EGH94; HP00] work on an intermediate representation of the code that results from a simplification phase, which reduces all expressions to a normal form with the goal of limiting the complexity of the implementation as less cases need to be considered; however, it also introduces temporary variables and intermediate assignments to emulate step by step the evaluation of the original expressions. Since many of the used metrics depend on the number of variables, this transformation makes harder, if not impossible at all, any comparison between these methods with other methods that do

⁷A *false positive* is an error reported by the analyzer which however cannot occur in any of the possible execution paths.

not perform the simplification. Moreover, alias information is not useful on its own, but it is needed by other client analyses. Thus, the definition of what is a good trade-off between the cost of the analysis and the precision of the computed solution inevitably depends on the client applications; it is indeed a common opinion among the researchers that each area of application requires an ad-hoc method or an adaptation of one described in the literature. The result is that a single metric that gives an absolute measure of the value of a method does not exist. However, to help implementors of aliasing analyses to determine which pointer analysis is appropriate for their application and to help researchers to identify which algorithms should be used as basis for future advances, some partial metrics have been proposed [HP01]; the idea is that since all these metrics have their strengths and weaknesses, a combination should be used. A first popular metric records for each pointer variable the number of pointed objects; the idea is that a lower number of referenced objects would mean a more precise alias information. Although this metric is quite simple to measure, it presents some flaws.

- Due to local variables in recursive functions and the possibility of dynamically allocating memory (heap-allocated objects), an alias analysis should be able to model an unbounded number of objects. To have a finite representation of the set of the possible memory objects, each method defines a finitely representable approximation. For example in [EGH94] the whole heap is modeled as a single object; in this case the metric will count only one for all the referenced heap-allocated objects with the effect of incorrectly suggesting a precise analysis.
- As anticipated, alias information is used by other client analyses, then its real effectiveness can only be measured on the results of whole process. But there are no straightforward relations between the results of this metric and the precision of the client analyses; For example, the removal of a single alias pair would allow for the client analysis to prove the absence of a run-time error otherwise not provable.

The above metric is usually named *direct* as it refers to a quantity that is a direct result of the analysis. To address the flaws just highlighted, some *indirect* metrics have been developed.

- (1) A first kind of indirect metric measures the relative improvement to the precision of the aliasing information with respect to the worst-case assumption. This kind of metric is reported to be particularly useful on strongly-typed languages where the worst-case assumptions are not as bad as in other weakly-typed languages like C [Hin01].
- (2) A second kind of indirect metric requires to implement a client of the alias information and then it measures the variation of the precision of the results of the client analysis at the varying of the precision of the supplied aliasing information. The main weakness of this metric is that its results cannot be generalized to other client analyses.

Comparisons are difficult also for what concerns performances. The careful engineering of a points to analysis, particularly for flow-sensitive analyses,⁸ can dramatically improve its performance [Hin01]. The worst-case complexities often do not reflect the mean cost of the algorithm, which is greatly influenced by heuristics developed over the default algorithm, which however require a great effort of fine tuning for the specific target application. However, as criticized in [Hin01], even today most published papers about new analysis methods seldom present a complete quantitative evaluation using these guidelines; also, for those works that provide experimental data, too often the independent verification is missing and the acceptance of the proposed results becomes a matter of faith.

1.5.5 *Notes on the Analysis of the Java Language.* The Java language has emerged as a popular alternative to other mainstream languages in many areas. Java presents a clean and simple memory model where conceptually all objects are allocated in a garbage-collected heap. While useful to the programmer, this model comes with a cost. In many cases it would be more efficient to allocate objects on the stack, eliminating the dynamic memory management overhead for that object. Aliasing analysis allows to detect those cases in which it is possible to perform this simplification. Another characteristic of the Java language is the availability of *synchronized methods* that ensure that the body of the function is executed atomically by acquiring and releasing a lock in the receiver object. But the lock overhead is wasted when only one thread can access the object; the lock is required only when there is multiple threads may attempt to access the same object simultaneously. Also in this case, alias analysis allows to detect which threads can access an object and thus possibly allowing the removal of the code for the locking. Studies have shown [WR99] that it is possible to eliminate a significant number of heap allocations (in the tests between 22% and 95%) and synchronization operations (in the tests between 24% and 64%). For what concerns the realization of alias analyses, the Java language —while adding new features like virtual functions and exception handling— may still be much easier to analyze than the C language [WL95] because of its strong type system:⁹ without type casts and pointer arithmetics, the type information given by the static type system of the language can be used to deduce affordable alias information. Another feature of Java simplifies the analysis algorithm: it does not support pointers into the middle of an object — an object reference in Java can point only to the beginning of an object. This means that two pointers may either point to exactly the same location or not; they cannot point to different offsets within one allocated block of memory as it is possible in the C language.

1.6 Organization

Starting from Section 2, the paper provides a general description of the instruments commonly used to approach the points-to and the alias problems.

Starting from Section 3, a simplified language and a simplified execution model are introduced; the execution model comprehends the *memory model* and the op-

⁸This is probably due to the greater complexity of flow-sensitive analyses with respect to a flow-insensitive one. In a more complex method there are more opportunities to improve.

⁹The same consideration holds for all other strongly typed languages.

erations that acts on it. Subsequently, an *approximated memory model* and the approximated operations are presented. Following the methodology of the abstract interpretation theory, the soundness of the approximated execution model is proved. Finally, some informal considerations about the precision of the abstraction are presented.

Starting from Section 5, in order to present a realistic points-to analysis, some extensions to the model introduced in the previous sections are presented and a possible implementation of the approximated memory model is described.

Finally, Section 6 draws the conclusions of the work and it discusses some of the possible future developments of the present work.

1.7 Purpose of the Work

The presented method is targeted for application in the context of *software verification*. Compiler-targeted applications require relatively imprecise alias information, thus they can rely on *fast* algorithms for its computation. However, as empirical studies have evidenced [HP01; Hin01], for software verification there is a lower bound of precision below which the points-to information is pretty useless. For these reasons, our aim is to develop a points-to analysis that, though less efficient than other methods based on the same representation, computes a *more precise* approximation of stack-allocated objects and that is also suitable for integration with the precise *inter-procedural* techniques already present in the literature [Ema93; WL95].

1.8 Contributions

The present work describes a *store-based, flow-sensitive* and intra-procedural points-to analysis working on a relatively high-level intermediate representation of the source code, which also makes no assumptions about the inter-procedural analysis model. In particular, beyond the *assignment* operation—which is the most essential operation of a points-to analysis and thus it is omnipresent in all the papers on the topic—we describe a *filter* operation that enables the analysis to increase the precision of the computed solution by exploiting the expressions used in branching statements. Moreover, a formal proof of the soundness of the presented operations is developed.

2. PRELIMINARIES

This section presents informally the approach used for the definition of the points-to analysis.

2.1 Notation

Before proceeding, some clarifications about the used notation are necessary. Let A and B be two sets. We write ' $A \rightarrow B$ ' to denote a *total* function from the set A to the set B ; we write ' $A \rightharpoonup B$ ' to denote a *partial* function from A to B . We use ' $S \stackrel{\text{def}}{=} A \rightarrow B$ ' to denote the *set* of all (total) functions from A to B ; whereas we write ' $f: A \rightarrow B$ ' to mean that f is a (total) function from A to B .

We denote as ' Bool ' the set $\{0, 1\}$ and as ' Bool^\sharp ' the set $\wp(\{0, 1\})$; for convenience of notation we use ' \perp ' to refer to the empty element and ' \top ' for the $\{0, 1\}$ element.

We refer to the *complete lattice associated to the set* Bool^\sharp as the structure $\langle \text{Bool}^\sharp, \subseteq, \cup, \cap, \{0, 1\}, \emptyset \rangle$.

Let $n, m \in \mathbb{N}$, where $n < m$, we write $\{n, \dots, m\}$ to denote the set of the naturals from n to m , i.e., $\{i \in \mathbb{N} \mid n \leq i \leq m\}$.

Let A, B, C be *finite* sets. We write $\#A$ to mean the *cardinality* of the set A . Let $f: A \rightarrow \wp(B)$ and $g: B \rightarrow C$ and $a \in A$ be such that $\#f(a) = 1$; for convenience of notation we write $g(f(a))$ to mean $g(b)$ where $f(a) = \{b\}$.

2.2 The Execution Model and Its Operations

Though our work is ideally targeted for the C language, we need to introduce some kind of formal *execution model*. The standard of the C language has indeed many *implementation defined* issues that every execution model is required to specify in order to provide a working environment for the execution of programs. The literature provides several of such formalizations [BHZ08]; however, for this presentation many of the details would be useless. With the aim of keeping a simple notation, we introduce the following concepts. We denote with ‘Expr’ the set of the expressions of the language. With *execution model* we mean a formally specified computing device able to execute programs written in the analyzed language. With *memory description*, or simply *memory*, we mean a description of the state of the execution model at some step of the computation.¹⁰ Fixed the execution model, we denote with ‘Mem’ the set of the memory descriptions. We make few assumptions about the structure of the memory model; we assume that a memory is composed by a set of *memory locations*,¹¹ denoted as ‘Loc’. Given a memory description $m \in \text{Mem}$ and a location $l \in \text{Loc}$, we denote with $m[l]$ the information that m stores at the location l . We also assume the existence of a partial *evaluation function*

$$\text{EVAL}: \text{Mem} \times \text{Expr} \rightarrow \text{Loc}.$$

In the real world, the execution of a program acts in different ways on the memory structure of the computing machine. With the aim of formalizing these interactions, we introduce the concept of *operation*; an *operation* is defined as a partial function

$$\text{OP}: \text{Mem} \times \text{Ext} \rightarrow \text{Mem}$$

where ‘Ext’ is an unspecified set that formalizes the use of external information. Note that we have specified OP as a partial function — this is needed to model the fact that the possible actions that can be performed on the memory structure are not defined on all of the possible states. For example, to process the return statement of a function, the stack of the memory must contain at least one activation frame. By aiming to perform a *static* analysis, we are interested in determining all the possible memory descriptions that can be generated at a specified program point. To express the transition from a set of memory descriptions to another as a consequence of an operation, we extend the definition of the operation OP to sets.

¹⁰In the formalization of Turing machines [HMRU00], an *instantaneous description* is a complete description of the computing device at one of the steps of the computation; here, with *memory description* we mean an instantaneous description of the chosen execution model.

¹¹Now we use the term *memory location* a synonym of *memory address*. Basically, with location we mean a tag that can be used to identify the information stored in the memory description.

Let

$$\text{OP}: \wp(\text{Mem}) \times \text{Ext} \rightarrow \wp(\text{Mem})$$

be defined as follows. Let $M \subseteq \text{Mem}$ and $e \in \text{Ext}$, then

$$\text{OP}(M, e) \stackrel{\text{def}}{=} \{ \text{OP}(m, e) \mid m \in M \wedge \text{OP}(m, e) \text{ is defined} \}.$$

EXAMPLE 1. *Consider the modifications to the memory triggered by the declaration of a local variable. To formalize this event we introduce an operation NEW_s , which takes the memory description of the execution prior to the declaration, plus some information about the declaration. In this case, the set ‘Ext’ represents the type of the declared variable and, if present, the expression used as initializer. The returned memory describes the properly updated execution state. Now suppose that the set $M \subseteq \text{Mem}$ represents the possible memory configurations at a given program point p , which is immediately followed by a local variable declaration. Let $e \in \text{Ext}$ be the information associated to the declaration; then we express the set of all possible memory configurations resulting from the declaration as $\text{NEW}_s(M, e)$.*

2.3 The Abstract Interpretation Approach

As shown in the introduction, the aliasing problem is undecidable. Following the approach proposed by the *abstract interpretation theory* [CC77; CC79; CC92], to overcome this limitation we proceed by developing a computable approximation of the execution model and its operations.

DEFINITION 2.1. (**Concrete domain of the aliasing problem.**) *We define the concrete domain of the aliasing problem as the complete lattice generated by the powerset of Mem*

$$\langle \wp(\text{Mem}), \subseteq, \cup, \cap, \emptyset, \text{Mem} \rangle$$

Then we need to develop an abstract counterpart of the chosen execution model — an *abstract domain* Mem^\sharp that provides an approximation of the concrete domain $\wp(\text{Mem})$. We formalize Mem^\sharp as a complete lattice

$$\langle \text{Mem}^\sharp, \subseteq, \sqcup, \sqcap, \perp, \top \rangle.$$

To formally express the *semantics* of the approximation we provide a *concretization function*

$$\gamma: \text{Mem}^\sharp \rightarrow \wp(\text{Mem}).$$

We say that a memory description $m \in \text{Mem}$ is approximated, or *abstracted*, by an element of the abstract domain $m^\sharp \in \text{Mem}^\sharp$ when $m \in \gamma(m^\sharp)$. The formalism also requires the definition of an abstract counterpart OP^\sharp of the concrete operations OP

$$\text{OP}^\sharp: \text{Mem}^\sharp \times \text{Ext} \rightarrow \text{Mem}^\sharp.$$

To prove the *soundness* of the proposed abstract model by it is necessary to show that for all $m^\sharp \in \text{Mem}^\sharp$ holds that

$$\text{OP}(\gamma(m^\sharp), e) \subseteq \gamma(\text{OP}^\sharp(m^\sharp, e));$$

that is, the approximation provided by the abstract operation OP^\sharp is *safe* with respect to the concrete operation OP . Beyond the operations already defined on

the concrete execution model¹² Mem , the formalization of the abstraction requires the definition of other operations that can be described as

$$\text{OP}^\sharp: (\text{Mem}^\sharp)^n \times \text{Ext} \rightarrow \text{Mem}^\sharp;$$

along with the corresponding concrete counterpart,

$$\text{OP}: \wp(\text{Mem})^n \times \text{Ext} \rightarrow \wp(\text{Mem}).$$

The soundness of these operations is expressed in the same way, that is for all $m_i^\sharp \in \text{Mem}^\sharp$

$$\text{OP}(\gamma(m_1^\sharp), \dots, \gamma(m_n^\sharp), e) \subseteq \gamma(\text{OP}^\sharp(m_1^\sharp, \dots, m_n^\sharp, e)).$$

These additional operations include for instance, the ‘meet’ and ‘join’ operations of the domain. With a slight change of notation, this definition can be accommodated to describe also the requirement of correctness on the partial order ‘ \sqsubseteq ’, i.e.,

$$\gamma(m_0^\sharp) \subseteq \gamma(m_1^\sharp) \iff m_0^\sharp \sqsubseteq m_1^\sharp.$$

2.4 Queries

This section introduces the concept of *query* on a domain. A query defines an interface on the domain, it helps to isolating the relevant information from other uninteresting details. When the analysis process is composed by more abstract domains, the use of queries is useful to formalize the interactions between them. More details on this approach can be found in [CLV94]. In the following we show how queries can also be used to formalize the semantics of the abstraction, that is how the concretization function γ can be expressed in terms of queries. Fixed the number of arguments n , we denote with ‘Query’ the space of the concrete query functions and with ‘Query $^\sharp$ ’ the space of the abstract query functions,

$$\text{Query} \stackrel{\text{def}}{=} (\text{Expr})^n \rightarrow \text{Bool};$$

$$\text{Query}^\sharp \stackrel{\text{def}}{=} (\text{Expr})^n \rightarrow \text{Bool}^\sharp.$$

The *concrete query domain* is then defined as the complete lattice generated by the powerset of ‘Query’

$$\langle \wp(\text{Query}), \subseteq, \cap, \cup, \emptyset, \text{Query} \rangle;$$

whereas the *abstract query domain* is defined as a complete lattice on the set Query^\sharp ,

$$\langle \text{Query}^\sharp, \sqsubseteq, \sqcap, \sqcup, \perp, \top \rangle,$$

where ‘ \sqsubseteq ’ is the point-wise extension of the ordering of Bool^\sharp ; \perp and \top are the minimum and maximum elements of Query^\sharp with respect to this ordering, respectively; ‘ \sqcap ’ and ‘ \sqcup ’ are the obvious point-wise extensions of Bool^\sharp ’s operations. Note that ‘Query’ can be seen as subset of ‘Query $^\sharp$ ’;¹³ from this fact, the concretization

¹²Such as the `news`, the assignment and all other operations required to define the behaviour of the concrete execution model.

¹³Consider indeed the injection $f: \text{Query} \rightarrow \text{Query}^\sharp$ that maps every $q \in \text{Query}$ to a $q^\sharp \in \text{Query}^\sharp$ such that, for all $e \in \text{Expr}^n$, $q^\sharp(e) = \{q(e)\}$.

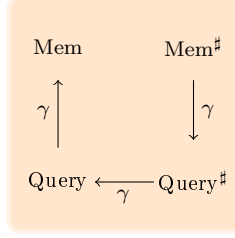


Fig. 1: A representation of the three steps required to define the semantics of an abstract domain using queries.

function

$$\gamma: \text{Query}^\# \rightarrow \wp(\text{Query}),$$

is defined as, for all $Q \in \text{Query}$ and $Q^\# \in \text{Query}^\#$,

$$Q \in \gamma(Q^\#) \stackrel{\text{def}}{\iff} Q \sqsubseteq Q^\#.$$

In order to define the semantics of $\text{Mem}^\#$ in terms of queries, it is necessary to describe other two steps of the concretization. First we have to define how the query has to be performed on the concrete domain, that is how to extract the relevant information from a concrete memory. In symbol,

$$\gamma: \text{Query} \rightarrow \wp(\text{Mem}).$$

Also, we have to define how the query has to be performed on the abstract domain, i.e.,

$$\gamma: \text{Mem}^\# \rightarrow \wp(\text{Query}^\#).$$

The semantics of the abstraction $\text{Mem}^\#$ is then defined as the composition of these three steps (Figure 1.)

2.4.1 The Alias Query. The following definitions present the formal meaning of the statement — e_0 and e_1 are aliases in $m \in \text{Mem}$. Basically, two expressions are considered aliases in a memory description when they evaluate to the same memory location.

DEFINITION 2.2. (Concrete alias query domain.) *Let*

$$\text{AliasQ} \stackrel{\text{def}}{=} (\text{Expr} \times \text{Expr}) \rightarrow \text{Bool}.$$

We define the concrete alias query domain as the complete lattice generated by the powerset of AliasQ

$$\langle \wp(\text{AliasQ}), \subseteq, \cup, \cap, \emptyset, \text{AliasQ} \rangle.$$

DEFINITION 2.3. (Concrete alias query semantics.) *Let*

$$\gamma: \text{AliasQ} \rightarrow \wp(\text{Mem})$$

```

1 int a, *p;
2 p = &a;
3 a = rand();
4 ...
    
```

Listing 13: in this example the execution can reach line 4 in many different states due to the different values that the variable ‘a’ can assume. However, considering a *type based* alias analysis—that is assuming that the analysis tracks only the value of pointer variables—each of the possible $m \in \text{Mem}$ carries the same aliasing information.

be defined as follows. Let $\text{ALIAS} \in \text{AliasQ}$ and $m \in \text{Mem}$; then we define $m \in \gamma(\text{ALIAS})$ when, for all $e, f \in \text{Expr}$ holds that

$$\text{ALIAS}(e, f) = \begin{cases} 1, & \text{if } \text{EVAL}(m, e) = \text{EVAL}(m, f); \\ 0, & \text{otherwise.} \end{cases}$$

Given a concrete memory description $m \in \text{Mem}$, we denote as ALIAS_m the concrete alias relation that abstracts m ; also we call ALIAS_m the *alias information* of the memory m . As anticipated in Section 2.4, the alias query ALIAS acts as an interface onto $m \in \text{Mem}$ selecting the interesting details; this idea is shown in Listing 13.

DEFINITION 2.4. (Abstract alias query domain.) Let

$$\text{AliasQ}^\sharp \stackrel{\text{def}}{=} (\text{Expr} \times \text{Expr}) \rightarrow \text{Bool}^\sharp.$$

We define the abstract alias query domain as the complete lattice generated by the powerset of AliasQ^\sharp

$$\langle \text{AliasQ}^\sharp, \sqsubseteq, \sqcup, \sqcap, \perp, \top \rangle.$$

The semantics of the abstract alias query domain

$$\gamma: \text{AliasQ}^\sharp \rightarrow \wp(\text{AliasQ})$$

as already specified in Section 2.4, is defined as

$$\text{ALIAS} \in \gamma(\text{ALIAS}^\sharp) \stackrel{\text{def}}{\iff} \text{ALIAS} \sqsubseteq \text{ALIAS}^\sharp.$$

The last step required in order to complete the definition of the semantics of the abstraction, that is from Mem^\sharp to $\wp(\text{ALIAS}^\sharp)$ (Figure 1), depends on the details of the chosen approximation method Mem^\sharp . The next section presents some of the available approaches.

2.5 Representation of the Abstract Alias Domain

By looking forward to the realization of an alias analyzer, another problem arises. A realistic implementation cannot aim to *directly* represent abstract alias queries (Definition 2.4). As demonstrated in Listing 6, there can be an infinite number of aliasing pairs making impossible a direct representation. In this sense, the domain Mem^\sharp introduces an additional layer of abstraction providing a representation suitable for the implementation.

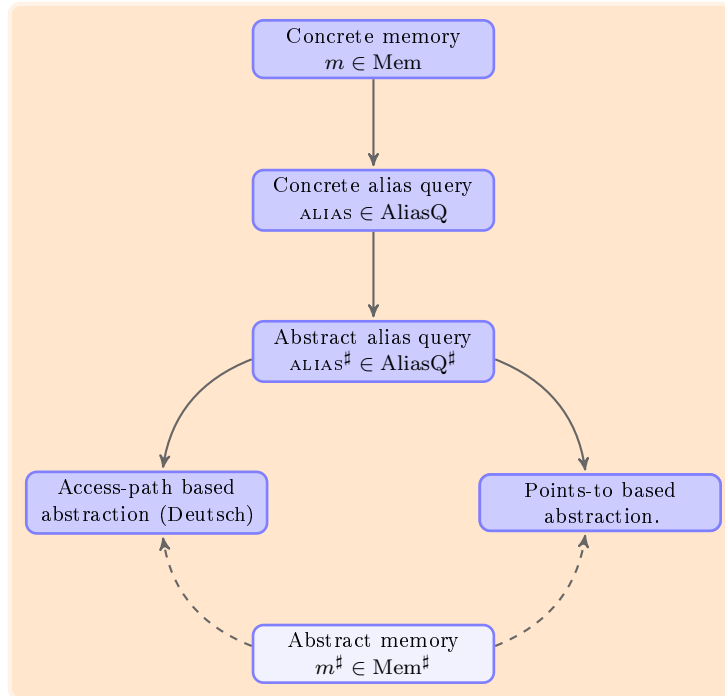


Fig. 2: A representation of the abstraction relations under discussion. Arrows should be read as ‘is abstracted by.’

```

1 struct List {
2     struct List *n;
3     int key;
4 } *x;
5
6 struct Tree {
7     struct Tree *l, *r;
8     int key;
9 } *y;
10
11 ...
  
```

Listing 14: in this code two recursive structures, `List` and `Tree`, are defined.

2.5.1 Techniques For Approximating the Alias Information. In the literature, different classes of methods exist. One of these is the class of *access-path* based methods. A brief description of an access-path based method is reported below. Another class is identified by the name of *store based methods*; more details on these are presented in Section 2.6.

2.5.2 A Notable Example of Access-Path Based Approximation. In the literature, the term *access-path* is used to design a simplified form of language expres-

sions. A notable example of access-path based method for the approximation of the abstract alias query domain (Definition 2.4) is presented in the Ph.D. dissertation of A. Deutsch [Deu94]. In this proposal the elements of the abstract domain Mem^\sharp are formalized as pairs $m^\sharp = \langle P, C \rangle$ where P is a set of pairs of *symbolic access paths* and C is a set of constraints on P . A symbolic access path is an approximation of a set of expressions;¹⁴ the concretization of a symbolic access path is defined using a mechanism similar to regular expressions. Consider for instance the code presented in Listing 14, and let $\langle P, C \rangle \in \text{Mem}^\sharp$ be an abstract memory description of the program at line 11, such that $C = \{i = j\}$. The set of constraints C has the set of solutions

$$\{\langle n, n \rangle\}_{n \in \mathbb{N}}$$

in the variables $\langle i, j \rangle$. Let $p \in P$ be the pair of symbolic access paths

$$p \stackrel{\text{def}}{=} \langle x(->n)^i->\text{key}, y(->l, ->r)^j->\text{key} \rangle.$$

The semantics of p is a set of pairs of concrete expressions and it can be computed by replacing the occurrences of the variables i and j found in the symbolic access paths of p , with the values given by the solutions of C . For instance, by replacing the occurrences of the index ‘ j ’ with the integer 2 in the symbolic access path

$$y(->l, ->r)^j->\text{key},$$

we obtain the regular expression

$$y(->l, ->r)^2->\text{key},$$

that can be finally translated into the following set of expressions

$$\{y->l->l->\text{key}, y->r->l->\text{key}, y->l->r->\text{key}, y->r->r->\text{key}\}.$$

Depending on the considered solution of C , the pair p approximates different sets of alias pairs. For instance, using the solution $\langle 0, 0 \rangle$ we have

$$\langle x(->n)^0->\text{key}, y(->l, ->r)^0->\text{key} \rangle = \{ \langle x->\text{key}, y->\text{key} \rangle \}.$$

With the solution $\langle 1, 1 \rangle$ we have

$$\begin{aligned} &\langle x(->n)^1->\text{key}, y(->l, ->r)^1->\text{key} \rangle \\ &= \{ \langle x->n->\text{key}, y->l->\text{key} \rangle, \langle x->n->\text{key}, y->r->\text{key} \rangle \}. \end{aligned}$$

Using the solution $\langle 2, 2 \rangle$ we obtain

$$\begin{aligned} &\langle x(->n)^2->\text{key}, y(->l, ->r)^2->\text{key} \rangle \\ &= \{ \langle x->n->n->\text{key}, y->l->l->\text{key} \rangle, \langle x->n->n->\text{key}, y->r->l->\text{key} \rangle, \\ &\quad \langle x->n->n->\text{key}, y->l->r->\text{key} \rangle, \langle x->n->n->\text{key}, y->r->r->\text{key} \rangle \}. \end{aligned}$$

Generally, C is a set of constraints on a tuple of indices $I = \{i_1, \dots, i_n\}$. The indices of I also occur in the symbolic access paths of P . To each solution $S: I \rightarrow \mathbb{N}$

¹⁴The term *symbolic access path* comes from the original paper [Deu94] and it actually means an abstraction of the concept of *expression*. With our notation, the term *abstract expression* would be probably used instead.

of C corresponds a different alias query expressed as a set of pairs of (concrete) expressions. Given a solution S to C , the corresponding alias query, say $P(S)$, can be obtained from P by replacing every occurrence of the index i_k in P with the solution $S(i_k)$, for each index i_k of I . As shown above, this replacement yields a set of pairs of no-longer-symbolic access paths. Seen as regular expressions, these no-longer-symbolic access paths are transformed in a set of pairs of expressions. The semantics of Mem^\sharp can be finally expressed in terms of queries as follows. Let $\text{ALIAS}^\sharp \in \text{AliasQ}^\sharp$ and $\langle P, C \rangle \in \text{Mem}^\sharp$. We say that $\text{ALIAS}^\sharp \in \gamma(\langle P, S \rangle)$ when

$$\exists S \text{ solution of } C . \forall e, f \in \text{Expr} : \text{ALIAS}^\sharp(e, f) \in \{\top, 1\} \implies \langle e, f \rangle \in P(S).$$

Note that this has two main consequences.

- This formulation is unable to represent *definite alias properties*, that in terms of abstract alias queries correspond to the answer ‘1’; the approximation provided by this method is indeed also called *may-alias information*. For example, at line 3 of Listing 7, in all of the possible executions, the expression ‘*p’ is an alias of ‘a’. However, this method is only able to tell that ‘*p’ is *possibly* an alias of ‘a’, that in terms of abstract alias query corresponds to the outcome \top .
- Every solution of C corresponds to a different abstract alias query, whereas, as we will show in Section 4, the concretization of a *points-to abstraction* consists of only one abstract alias query. As a consequence, this representation of the alias information is able capture relational information, whereas points-to methods cannot.

To represent the set of integer constraints C different options exist. The literature on this field provides a wide choice of numeric lattices offering different trade-off between accuracy and efficiency; from non relational domains —like arithmetic intervals and arithmetic congruences— up to relational domains [BHZ08]. The alias analysis just described is completely parametric with respect to the chosen numeric domain and —due to the large availability of numeric domains— this is a point of strength of the method.

2.6 The Store Based Approach

This section introduces some concepts that are useful to understand the approach of *store based methods*. Points-to analyses are special cases of stored-based methods. The idea common to all store based methods is the explicit introduction of formal entities to represent memory locations. As in the concrete situation we use the notation ‘Loc’ to represent the set of the memory locations; now we introduce the notation Loc^\sharp to denote the set of the *abstract locations*. Store based information usually consist of some sort of compact representation of a binary relation ‘ P ’ on the set of the abstract locations. To bind the concept of location to the concept of expression an *environment function* is provided. Basically, the environment function is needed to resolve *identifiers* into abstract locations. Denoting with ‘Identifiers’ the set of identifiers, an environment function can be described as

$$\text{ID} : \text{Identifiers} \rightarrow \text{Loc}^\sharp$$

```

1 int **pp, *p, a;
2 struct List {
3     struct List *n;
4     int key;
5 } *h;
6 ...
7 **pp = *p;
8 h->key = h->n->n->key;

```

Listing 15: in this code the assignments at line 7 and line 8 contain expressions the dereference operator occurs more than once.

Since *identifiers* are the base case for the definition of the Expr set, from the elements $\langle P, \text{ID} \rangle$ it is possible to build the *abstract evaluation function*

$$\text{EVAL}: (\text{Mem}^\sharp \times \text{Expr}) \rightarrow \wp(\text{Loc}^\sharp).$$

The ‘EVAL’ function is defined inductively following the inductive definition of the ‘Expr’ set. The details depend on the chosen language and intermediate representation; a complete definition is presented in Section 3. The ‘EVAL’ function is then used to define the semantics of Mem^\sharp in terms of abstract alias queries; for instance, a possible definition is the following. Let $m^\sharp \in \text{Mem}^\sharp$ and $\text{ALIAS}^\sharp \in \text{AliasQ}^\sharp$, we say that $\text{ALIAS}^\sharp \in \gamma(m^\sharp)$ when, for all $e, f \in \text{Expr}$ holds that

$$\text{ALIAS}^\sharp(e, f) = \begin{cases} 0, & \text{if } \text{EVAL}(m^\sharp, e) \cap \text{EVAL}(m^\sharp, f) = \emptyset; \\ \top, & \text{otherwise.} \end{cases}$$

This is an oversimplified definition, presented only to give an idea of how a store based approximation can answer to alias queries; note indeed that we have omitted to consider *definite* alias informations. Due to the introduction of the set of abstract locations Loc^\sharp , the semantics of the abstract domain Mem^\sharp can also be expressed in terms of the value of locations: we have an abstraction function

$$\alpha: \text{Loc} \rightarrow \text{Loc}^\sharp;$$

where, for each $l \in \text{Loc}$, $\alpha(l)$ denotes the abstract location that approximates l . Given $l \in \text{Loc}^\sharp$ and an abstraction $m^\sharp \in \text{Mem}^\sharp$, we denote as $m^\sharp[l]$ the value of the abstract location l in the abstract memory description m^\sharp . Now, let $m \in \text{Mem}$ and $m^\sharp \in \text{Mem}^\sharp$; then we have

$$m \in \gamma(m^\sharp) \stackrel{\text{def}}{\iff} \left(\forall l \in \mathcal{L} : m[l] \text{ is defined} \implies m[l] \in \gamma(m^\sharp[\alpha(l)]) \right).$$

This formulation of the semantics of Mem^\sharp can be applied to points-to methods only, but it has the advantage that it can be generalized to the case where the points-to domain is coupled with some other abstract domain, provided that its semantics can be expressed in the same way. Moreover, the concretization function expressed in terms of locations is more similar to the algorithms actually implemented as client analyses are more likely to reason in terms of “pointed locations” than in terms of “aliased expressions”.

```

1 ...
2 int *tmp0 = *pp;
3 *tmp = *p;
4 struct List *tmp1 = h->n;
5 struct List *tmp2 = tmp1->n;
6 h->key = tmp2->key;

```

Listing 16: this is the simplified version of line 7 and line 8 from Listing 15. Note the use of the additional variables `tmp0`, `tmp1` and `tmp2`. Note that all expressions contain at most one occurrence of the dereference operator.

```

1 int a, b, *p, *q, **pp;
2 ...
3 if (**pp == &a) {
4     ...
5 }

```

Listing 17: an example of ‘complex’ expression occurring in the condition of an if statement.

2.6.1 Practical Considerations on Store Based Methods. Despite the commonalities of store based methods described in the previous section, from the implementation perspective many different options exist. For example Emami et al. [Ema93; EGH94] and also [Ghi95] do not define a complete abstract evaluation function EVAL. Instead, they prefer to work on a simplified version of the code. To accomplish this they introduce a *simplification phase* to be performed before the actual analysis. Basically, this phase breaks the occurrences of “complex” expressions into a simpler form by means of the introduction of auxiliary variables and assignments. For example, in the simplified code all the expressions contain at most one occurrence of the dereference operator. Listing 16 presents the result of the simplification phase applied to the code in Listing 15. Having reduced all the expressions to a base form, the definition of the evaluation function EVAL is greatly simplified. However, the simplification phase has also other side effects. First, assuming to have already proved the correctness of the analysis, its results are valid on the code resulting from the simplification phase; to obtain any formal result on the original code it must be proved that the applied simplification does not change the semantics of the code. From the point of view of the efficiency, it is unclear whether or not a simpler evaluation function EVAL allows a more efficient analysis. In both cases the same steps of evaluation must be made; the difference is that in one case temporaries are made explicit. In our approach we have chosen to avoid the simplification phase as we believe that enabling the analyzer to see complete expressions can improve the precision.

EXAMPLE 2. Assume that at line 3 of Listing 17 holds the following points-to

```

1 int a, b, *p, *q, **pp;
2 ...
3 int *temp = *pp;
4 if (*temp == &a) {
5     ...
6 }

```

Listing 18: the result of the simplification of Listing 17.

```

1 int a, b, c, d, *p, *q;
2 if (rand()) { p = &a; q = &c; }
3 else       { p = &b; q = &d; }
4 ...

```

Listing 19: in this code only two possible executions exist. At line 4, knowing the value of one of the two pointers ‘p’ and ‘q’, it is possible to determine the value of the other.

information:

$$P(pp) = \{q, p\},$$

$$P(p) = \{a\},$$

$$P(q) = \{b\}.$$

Looking at the condition of the if statement at line 3, it is possible to refine the points to information of line 4; that is, inside the ‘then’ branch, ‘pp’ points only to ‘p’. However, on the simplified code (Listing 18), looking only at the simplified condition of the if statement, it is not possible to infer any useful information about ‘pp’, as it occurs no more in the expression. It is possible to prove that ‘temp’ points only to ‘a’, but this information is useless as ‘temp’ is a auxiliary variable introduced by the simplification phase and thus it is not used elsewhere.

2.7 Precision Limits of the Alias Query Representation

This section presents an example that highlights the limitations of the alias query representation; alias queries (Section 2.4.1) fail to represent relational information. For instance, the code presented in Listings 19 and 20 induce the same abstract alias query; in particular in Listing 19 the alias representation is unable to express that, at line 4, if ‘p’ points to ‘a’ then ‘q’ points to ‘c’. This situation is illustrated in Figures 3 and 4.

3. THE ANALYSIS METHOD

This part of the work is meant to be as much self-contained as possible. The aim of this sections is to present few simple but formal definitions of a simplified but general memory model and, on these, build the algorithms and prove their correctness.

```

1 int a, b, c, d, *p, *q;
2 if (rand()) p = &a;
3 else      p = &b;
4
5 if (rand()) q = &c;
6 else      q = &d;
7 ...

```

Listing 20: in this code four executions are possible; at line 7, also knowing the value of one of the two pointers ‘p’ and ‘q’, it is *not* possible to determine the value of the other.

3.1 The Domain

Let \mathcal{L} be a given set that we call the *locations set* and whose elements are called *locations*.

DEFINITION 3.1. (Abstract and concrete domains.) We call support set of the concrete domain the set \mathcal{C} of the total functions from \mathcal{L} to \mathcal{L} ; we call support set of the abstract domain the set \mathcal{A} of the binary relations on the set \mathcal{L}

$$\mathcal{C} \stackrel{\text{def}}{=} \mathcal{L} \rightarrow \mathcal{L};$$

$$\mathcal{A} \stackrel{\text{def}}{=} \wp(\mathcal{L} \times \mathcal{L}).$$

We define the concrete domain as the complete lattice generated by the powerset of \mathcal{C}

$$\langle \wp(\mathcal{C}), \subseteq, \cup, \cap, \emptyset, \mathcal{C} \rangle.$$

We define the abstract domain as the complete lattice

$$\langle \mathcal{A}, \subseteq, \cup, \cap, \emptyset, \mathcal{L} \times \mathcal{L} \rangle.$$

Note that from the above definition we have that $\mathcal{C} \subseteq \mathcal{A}$. Though we use the same notation for the operations of the two lattices they obviously have different definitions. For the abstract domain the partial order ‘ \subseteq ’, the operations ‘ \cup ’ and ‘ \cap ’ are referred to sets of pairs of locations; whereas for the concrete domain they are referred to sets of functions $\mathcal{L} \rightarrow \mathcal{L}$. The semantics of the abstract domain is defined using the fact that $\mathcal{C} \subseteq \mathcal{A}$ and the partial order ‘ \subseteq ’ on sets of pairs of locations.

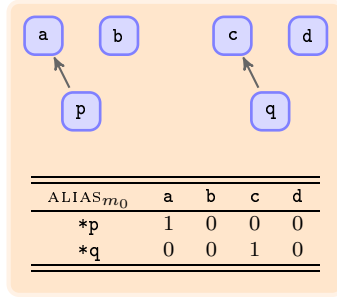
DEFINITION 3.2. (Concretization function.) Let

$$\gamma: \mathcal{A} \rightarrow \wp(\mathcal{C})$$

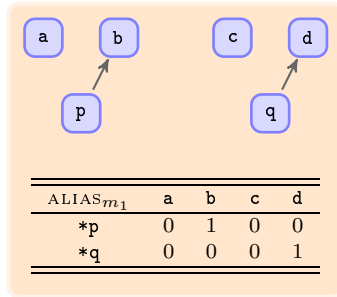
be defined, for all $A \in \mathcal{A}$, as

$$\gamma(A) \stackrel{\text{def}}{=} \{ C \in \mathcal{C} \mid C \subseteq A \}.$$

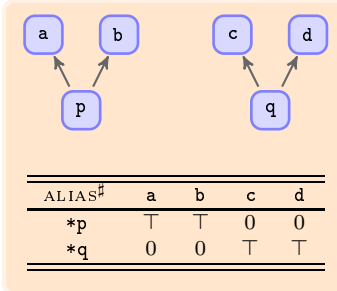
Now we present some definitions useful to define how we navigate the point-to-graph.



Below an extract of the concrete alias query $ALIAS_{m_0}$ induced by the concrete memory description $m_0 \in \text{Mem}$. Above a graphical representation of the points-to information associated to the same memory.



As above, on the concrete memory description m_1 .



The abstract alias query

$$ALIAS^{\#} \in \text{AliasQ}^{\#}$$

is defined as $ALIAS_{m_0} \sqcup ALIAS_{m_1}$ and it is the most precise abstract alias query that abstracts the set of concrete alias queries

$$\{ALIAS_{m_0}, ALIAS_{m_1}\}.$$

Fig. 3: a representation of the alias query induced by the code in Listing 19.

DEFINITION 3.3. (The prev and post functions.) *Let*

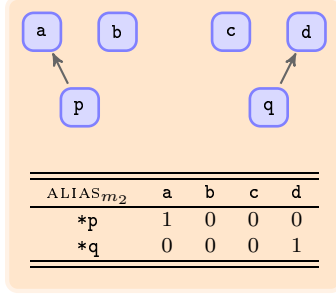
$$\text{PREV}, \text{POST}: \mathcal{A} \times \mathcal{L} \rightarrow \wp(\mathcal{L})$$

be defined, for all $A \in \mathcal{A}$ and $l \in \mathcal{L}$, as

$$\text{PREV}(A, l) \stackrel{\text{def}}{=} \{m \in \mathcal{L} \mid (m, l) \in A\};$$

$$\text{POST}(A, l) \stackrel{\text{def}}{=} \{m \in \mathcal{L} \mid (l, m) \in A\}.$$

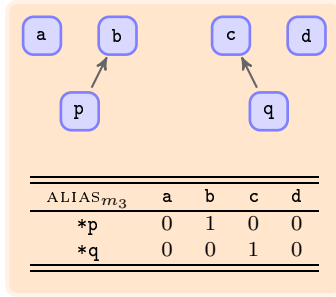
For convenience we generalize the definition of the POST and PREV functions to sets of locations.



An example of a spurious element of the concretization of ALIAS^\sharp . We have that

$$\text{ALIAS}_{m_2} \in \gamma(\text{ALIAS}^\sharp).$$

However, ALIAS_{m_2} can not be generated by the program.



Another spurious element of the concretization of ALIAS^\sharp . Note that:

$$\begin{aligned} \gamma(\text{ALIAS}^\sharp) &= \gamma(\text{ALIAS}_{m_0} \sqcup \text{ALIAS}_{m_1}) \\ &= \{ \text{ALIAS}_{m_0}, \text{ALIAS}_{m_1}, \\ &\quad \text{ALIAS}_{m_2}, \text{ALIAS}_{m_3} \}. \end{aligned}$$

Fig. 4: continuation of Figure 3.

DEFINITION 3.4. (Extended prev and post functions.) Let

$$\text{PREV}, \text{POST}: \mathcal{A} \times \wp(\mathcal{L}) \rightarrow \wp(\mathcal{L})$$

be defined, for all $A \in \mathcal{A}$ and $L \subseteq \mathcal{L}$, as

$$\begin{aligned} \text{PREV}(A, L) &\stackrel{\text{def}}{=} \bigcup \{ \text{PREV}(A, l) \mid l \in L \}; \\ \text{POST}(A, L) &\stackrel{\text{def}}{=} \bigcup \{ \text{POST}(A, l) \mid l \in L \}. \end{aligned}$$

3.2 The Language

In this section we present a simple language to model the points-to problem.

DEFINITION 3.5. (Expressions.) We define the set Expr as the language generated by the grammar

$$e ::= l \mid *e$$

where $l \in \mathcal{L}$ and $*$ $\notin \mathcal{L}$ is a terminal symbol.

DEFINITION 3.6. (Evaluation of expressions.) Let

$$\text{EVAL}: \mathcal{A} \times \text{Expr} \rightarrow \wp(\mathcal{L})$$

be defined inductively on Expr (Definition 3.5). Let $A \in \mathcal{A}$, $l \in \mathcal{L}$ and $e \in \text{Expr}$; then we define

$$\begin{aligned} \text{EVAL}(A, l) &\stackrel{\text{def}}{=} \{l\}; \\ \text{EVAL}(A, *e) &\stackrel{\text{def}}{=} \text{POST}(A, \text{EVAL}(A, e)). \end{aligned}$$

Not necessary for the goal of this section, for completeness we report the concretization of the points-to abstract domain in terms of *abstract alias queries*.

DEFINITION 3.7. (Induced alias relation.) We define

$$\gamma: \mathcal{A} \rightarrow \text{AliasQ}^\sharp$$

as follows. Let $A \in \mathcal{A}$, then let $\gamma(A) \stackrel{\text{def}}{=} \text{ALIAS}^\sharp$, where, for all $e, f \in \text{Expr}$, we have

$$\begin{aligned} E &\stackrel{\text{def}}{=} \text{EVAL}(A, e); \\ F &\stackrel{\text{def}}{=} \text{EVAL}(A, f); \\ \text{ALIAS}^\sharp(e, f) &\stackrel{\text{def}}{=} \begin{cases} 0, & \text{if } E \cap F = \emptyset; \\ 1, & \text{if } E = F \wedge \#E = 1; \\ \top, & \text{otherwise.} \end{cases} \end{aligned}$$

DEFINITION 3.8. (Conditions.) We define the set of conditions as the set

$$\text{Cond} \stackrel{\text{def}}{=} \{\text{eq}, \text{neq}\} \times \text{Expr} \times \text{Expr}$$

DEFINITION 3.9. (Value of conditions.) Let

$$\text{TrueCond} \subseteq \mathcal{C} \times \text{Cond}$$

be a set defined, for all $C \in \mathcal{C}$ and $e, f \in \text{Expr}$, as

$$\begin{aligned} (C, (\text{eq}, e, f)) \in \text{TrueCond} &\stackrel{\text{def}}{\iff} \text{EVAL}(C, e) = \text{EVAL}(C, f); \\ (C, (\text{neq}, e, f)) \in \text{TrueCond} &\stackrel{\text{def}}{\iff} (C, (\text{eq}, e, f)) \notin \text{TrueCond}. \end{aligned}$$

Let $C \in \mathcal{C}$ and let $c \in \text{Cond}$, for convenience of notation we write $C \models c$ when $(C, c) \in \text{TrueCond}$. We also introduce the function

$$\text{MODELSET}: \text{Cond} \rightarrow \wp(\mathcal{C}),$$

defined, for all $c \in \text{Cond}$, as

$$\text{MODELSET}(c) \stackrel{\text{def}}{=} \{C \in \mathcal{C} \mid C \models c\}.$$

In other words, ‘MODELSET(c)’ is the set of the concrete memory descriptions where the condition c is true.

3.2.1 Assignment

DEFINITION 3.10. (Assignment evaluation.) We define the set of assignments as

$$\text{Assignments} \stackrel{\text{def}}{=} \text{Expr} \times \text{Expr}$$

Let

$$\text{ASSIGN}: \mathcal{A} \times \text{Assignments} \rightarrow \mathcal{A}$$

be defined as follows. For all $A \in \mathcal{A}$ and $e, f \in \text{Expr}$, let

$$\text{ASSIGN}(A, (e, f)) \stackrel{\text{def}}{=} \text{EVAL}(A, e) \times \text{EVAL}(A, f) \cup (A \setminus K)$$

where, the kill set K is defined as

$$K \stackrel{\text{def}}{=} \begin{cases} \text{EVAL}(A, e) \times \mathcal{L}, & \text{if } \# \text{EVAL}(A, e) = 1; \\ \emptyset, & \text{otherwise.} \end{cases}$$

The following lemma shows that the ‘ASSIGN’ function just described, defines also the concrete semantics of the assign operation, i.e.’ performing an assignment on an element of the concrete domain yields another element of the concrete domain.

LEMMA 3.11. (Restriction of the assignment to the concrete domain.) *The set \mathcal{C} is closed with respect to the function ASSIGN, that is, for all $C \in \mathcal{C}$ and $a \in \text{Assignments}$ holds that $\text{ASSIGN}(C, a) \in \mathcal{C}$.*

Therefore, the function ASSIGN restricted to \mathcal{C} can be written as

$$\text{ASSIGN}: \mathcal{C} \times \text{Assignments} \rightarrow \mathcal{C}.$$

In other words, the formalization of the assignment operation given in Definition 3.10 is a generalization of the concrete assignment behaviour. At this point, we define the concrete semantics of the assignment.

DEFINITION 3.12. (Concrete assignment operation.) *Let*

$$\text{ASSIGN}: \wp(\mathcal{C}) \times \text{Assignments} \rightarrow \wp(\mathcal{C})$$

defined, for all $D \subseteq \mathcal{C}$ and $a \in \text{Assignments}$, as

$$\text{ASSIGN}(D, a) \stackrel{\text{def}}{=} \{ \text{ASSIGN}(C, a) \mid C \in D \}.$$

3.2.2 Filter

DEFINITION 3.13. (Concrete filter semantics.) *Let*

$$\phi: \wp(\mathcal{C}) \times \text{Cond} \rightarrow \wp(\mathcal{C})$$

be defined, for all $D \subseteq \mathcal{C}$ and $c \in \text{Cond}$, as

$$\phi(D, c) \stackrel{\text{def}}{=} \text{MODELSET}(c) \cap D.$$

In other words, given a set D of concrete memory descriptions and a boolean condition c we denote with $\phi(D, c)$ the subset of D of the elements in which the condition c is true. We proceed in the definition of the abstract filter operation. Since we want to track step by step the evaluation of expressions, we extend the definition of the EVAL function to allow this.

DEFINITION 3.14. (Extended eval function.) *Let*

$$\text{EVAL}: \mathcal{A} \times \text{Expr} \times \mathbb{N} \rightarrow \wp(\mathcal{L})$$

be inductively defined as follows. Let $A \in \mathcal{A}$, $l \in \mathcal{L}$, $e \in \text{Expr}$ and $i \in \mathbb{N}$; then we define

$$\begin{aligned} \text{EVAL}(A, e, 0) &\stackrel{\text{def}}{=} \text{EVAL}(A, e); \\ \text{EVAL}(A, l, i + 1) &\stackrel{\text{def}}{=} \emptyset; \\ \text{EVAL}(A, *e, i + 1) &\stackrel{\text{def}}{=} \text{EVAL}(A, e, i). \end{aligned}$$

DEFINITION 3.15. (Target function.) We define the function

$$\text{TARG}: \mathcal{A} \times \wp(\mathcal{L}) \times \text{Expr} \times \mathbb{N} \rightarrow \wp(\mathcal{L})$$

inductively as follows. Let $A \in \mathcal{A}$, $M \subseteq \mathcal{L}$, $e \in \text{Expr}$ and $i \in \mathbb{N}$; then we define

$$\begin{aligned} \text{TARG}(A, M, e, 0) &\stackrel{\text{def}}{=} \text{EVAL}(A, e) \cap M; \\ \text{TARG}(A, M, e, i + 1) &\stackrel{\text{def}}{=} \text{EVAL}(A, e, i + 1) \cap \text{PREV}(A, \text{TARG}(A, e, i)). \end{aligned}$$

DEFINITION 3.16. (Filter 1.) Let

$$\phi: \mathcal{A} \times \wp(\mathcal{L}) \times \text{Expr} \times \mathbb{N} \rightarrow \mathcal{A}$$

be defined as follows. Let $A \in \mathcal{A}$, $M \subseteq \mathcal{L}$, $e \in \text{Expr}$ and $i \in \mathbb{N}$. For convenience of notation let $x = \langle A, M, e \rangle$; then we define

$$\begin{aligned} \phi(x, 0) &\stackrel{\text{def}}{=} A; \\ T &\stackrel{\text{def}}{=} \text{TARG}(x, i + 1); \\ \phi(x, i + 1) &\stackrel{\text{def}}{=} \phi(x, i) \setminus \begin{cases} T \times (\mathcal{L} \setminus \text{TARG}(x, i)), & \text{if } \#T = 1; \\ \emptyset, & \text{otherwise.} \end{cases} \end{aligned}$$

DEFINITION 3.17. (Filter 2.) Let

$$\phi: \mathcal{A} \times \wp(\mathcal{L}) \times \text{Expr} \rightarrow \mathcal{A}$$

be defined, for all $A \in \mathcal{A}$, $M \subseteq \mathcal{L}$ and $l \in \mathcal{L}$, as

$$\begin{aligned} \phi(A, M, l) &\stackrel{\text{def}}{=} \begin{cases} A, & \text{if } l \in M; \\ \perp, & \text{otherwise;} \end{cases} \\ \phi(A, M, *e) &\stackrel{\text{def}}{=} \bigcap_{i \in \mathbb{N}} \phi(A, M, *e, i). \end{aligned}$$

DEFINITION 3.18. (Filter 3.) Let

$$\phi: \mathcal{A} \times \text{Cond} \rightarrow \mathcal{A}$$

be defined as follows. Let $e, f \in \text{Expr}$, and let

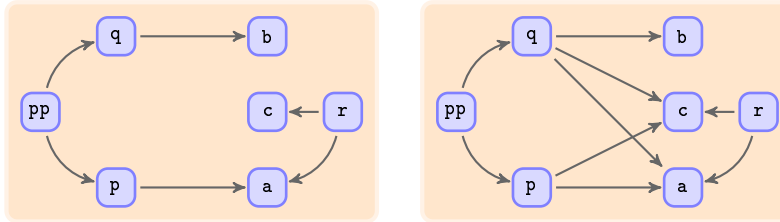
$$\begin{aligned} I &\stackrel{\text{def}}{=} \text{EVAL}(A, e) \cap \text{EVAL}(A, f); \\ E &\stackrel{\text{def}}{=} \text{EVAL}(A, e) \setminus \text{EVAL}(A, f); \\ F &\stackrel{\text{def}}{=} \text{EVAL}(A, f) \setminus \text{EVAL}(A, e). \end{aligned}$$

```

1  int **pp, *q, *p, *r, a, b, c;
2
3  if (...) pp = &p;
4  else      pp = &q;
5  // EVAL(*pp) = {p, q}
6
7  if (...) r = &a;
8  else      r = &c;
9  // EVAL(*r) = {a, c}
10
11 p = &a;
12 // EVAL(*p) = {a}
13 q = &b;
14 // EVAL(*q) = {b}
15
16 *pp = r;
17 // EVAL(**pp) = EVAL(*q) = {a, b, c}
18 // EVAL(*p) = {a, c}

```

Listing 21: an example of application of the assignment operation.



Before.

After.

Fig. 5: a representation of the points-to information of the program in Listing 21 before and after the assignment at line 16.

Then, for all $A \in \mathcal{A}$, we define

$$\phi(A, (\text{eq}, e, f)) \stackrel{\text{def}}{=} \phi(A, I, e) \cap \phi(A, I, f),$$

$$\phi(A, (\text{neq}, e, f)) \stackrel{\text{def}}{=} \begin{cases} \phi(A, E, e) \cup \phi(A, F, f), & \text{if } \#I = 1; \\ A, & \text{otherwise.} \end{cases}$$

3.3 Examples

This section presents some examples to illustrate how the model just presented works.

EXAMPLE 3. *This example is about the abstract assignment operation. Consider the code in Listing 21. Note that the C assignment ‘ $*pp = r$ ’ in our simplified language is expressed as the pair $(*pp, *r)$. Assume to reach line 15 with the*

```

1 int **pp, *p, *r, a, b, c;
2
3 pp = &p;
4 p = &c;
5 // EVAL(**pp) = {c}
6 if (...) r = &a;
7 else     r = &b;
8 // EVAL(*r) = {a,b}
9
10 *pp = r;
11 // EVAL(*pp) = {a,b}

```

Listing 22: another example of application of the assignment operation.

approximated points-to information $A \in \mathcal{A}$

$$\begin{aligned} \text{EVAL}(A, *pp) &= \{p, q\}, \\ \text{EVAL}(A, *p) &= \{a\}, \\ \text{EVAL}(A, *q) &= \{b\}, \\ \text{EVAL}(A, *r) &= \{a, c\}; \end{aligned}$$

then

$$\text{EVAL}(A, *pp) \times \text{EVAL}(A, *r) = \{(p, a), (p, c), (q, a), (q, c)\}.$$

The result of the evaluation of the rhs of the assignment, $*pp$, contains more than one locations, p and q ; then from the definition of the assignment operation (Definition 3.10) we have that the kill set K is empty, then the result of the assignment can be expressed as

$$\begin{aligned} \text{ASSIGN}(A, (*pp, *r)) &= A \cup \text{EVAL}(A, *pp) \times \text{EVAL}(A, *r) \\ &= A \cup \{(p, a), (p, b), (q, a), (q, b)\}. \end{aligned}$$

Note that after the execution of the assignment (Figure 5), the old values of the variables ‘ p ’ and ‘ q ’ are not overwritten, i.e.,

$$\{(p, a), (q, b)\} \subseteq \text{ASSIGN}(A, (*pp, *r)).$$

EXAMPLE 4. This is another example of the application of the abstract assignment operation. Consider the code in Listing 22. Again, the C assignment ‘ $*pp = r$ ’ in our simplified language is expressed as the pair $(*pp, *r)$. Assume to reach line 9 with the approximated points-to information $A \in \mathcal{A}$ such that

$$\begin{aligned} \text{EVAL}(A, *pp) &= \{p\}, \\ \text{EVAL}(A, *p) &= \{c\}, \\ \text{EVAL}(A, *r) &= \{a, b\}; \end{aligned}$$

then

$$\text{EVAL}(A, *pp) \times \text{EVAL}(A, *r) = \{(p, a), (p, b)\}.$$

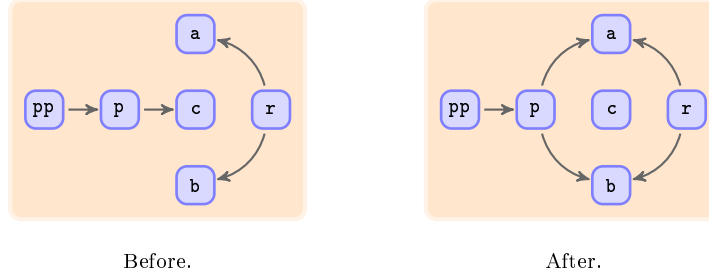


Fig. 6: a representation of points-to information before and after the execution of the assignment operation at line 10 of Listing 22.

```

1  int *p, *q, a, b, c;
2
3  if (...) p = &a;
4  else    p = &b;
5  // EVAL(*p) = {a, b}
6
7  if (...) q = &b;
8  else    q = &c;
9  // EVAL(*q) = {b, c}
10
11 if (p == q) {
12     // EVAL(*p) = EVAL(*q) = {b}
13 }

```

Listing 23: an example of application of the filter operation.

But this time the evaluation of the rhs of the assignment, $*pp$, contains only one location, p . From (Definition 3.10) we have

$$K = \text{EVAL}(A, *pp) \times \mathcal{L} = \{(p, c)\},$$

and then (Figure 5)

$$\begin{aligned} \text{ASSIGN}(A, (*pp, *r)) &= (A \setminus K) \cup \text{EVAL}(A, *pp) \times \text{EVAL}(A, *r) \\ &= \left(A \setminus \{(p, c)\} \right) \cup \{(p, a), (p, b)\}. \end{aligned}$$

Note that, in this case, the assignment deletes the old value of the variable ‘ p ’, i.e.,

$$(p, c) \notin \text{ASSIGN}(A, (*pp, *r)).$$

EXAMPLE 5. Consider the example program in Listing 23. As anticipated in the annotations of the presented code, the filter operation, acting on the condition ‘ $p == q$ ’, is able to detect that inside the body of the `if` statement at line 12 both ‘ p ’ and ‘ q ’ definitely point to ‘ b ’. Now we want to show step by step how this result is obtained from the given definitions. Since the situation for ‘ p ’ and ‘ q ’ is symmetrical, we show only how it can be derived that ‘ p ’ definitely points to ‘ b ’. Recall that the boolean expression of the C language ‘ $q == p$ ’ corresponds, in our

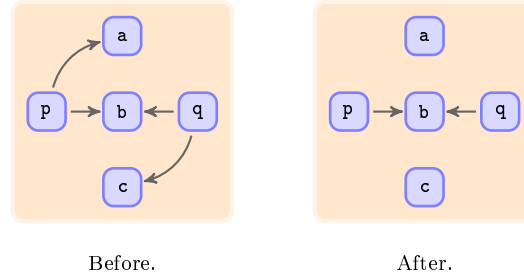


Fig. 7: a representation of the points-to information before and after the execution of the filter operation on the condition of the `if` statement at line 11 of Listing 23.

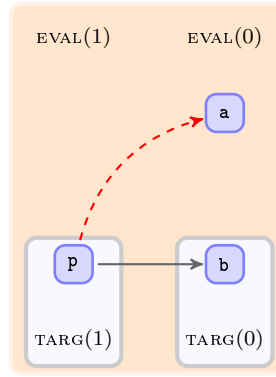


Fig. 8: a representation of computation of the filter operation for the example in Listing 23.

*simplified language, to the triple $(\text{eq}, *p, *q)$. Assume now that line 10 is reached with the following approximated points-to information $A \in \mathcal{A}$ (Figure 7)*

$$\begin{aligned} \text{EVAL}(A, *p) &= \{a, b\}, \\ \text{EVAL}(A, *q) &= \{b, c\}. \end{aligned}$$

From the definition of the abstract filter operation (Definition 3.18) we have

$$\begin{aligned} I &= \text{EVAL}(A, *p) \cap \text{EVAL}(A, *q), \\ \phi(A, (\text{eq}, *p, *q)) &= \phi(A, I, *p) \cap \phi(A, I, *q). \end{aligned}$$

The evaluation of the expressions is illustrated by the following table.

i	$\text{EVAL}(A, *p, i)$	$\text{EVAL}(A, *q, i)$
1	$\{p\}$	$\{q\}$
0	$\{a, b\}$	$\{b, c\}$

For $i = 0$, the target set of the filter (Definition 3.17) is then defined as

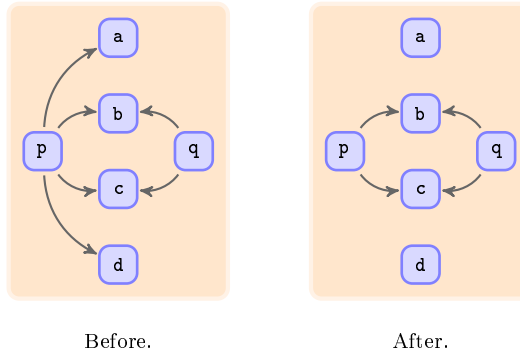
$$\begin{aligned} I &= \text{EVAL}(A, *p) \cap \text{EVAL}(A, *q) \\ &= \text{EVAL}(A, *p, 0) \cap \text{EVAL}(A, *q, 0) \\ &= \{a, b\} \cap \{b, c\} = \{b\}. \end{aligned}$$

```

1 int *p, *q, a, b, c, d;
2
3 if (...)
4   if (...) p = &a;
5   else    p = &b;
6 else
7   if (...) p = &c;
8   else    p = &d;
9 // EVAL(*p) = {a,b,c,d}
10
11 if (...) q = &b;
12 else    q = &c;
13 // EVAL(*q) = {b,c}
14
15 if (p == q) {
16 // EVAL(*p) = EVAL(*q) = {b,c}
17 }

```

Listing 24: an example of application of the filter operation.

Fig. 9: a representation of the points-to information before and after the execution of the filter operation on the condition of the `if` statement at line 15 of Listing 24.

Then, recalling from Definition 3.16 that

$$\text{TARG}(A, I, e, i + 1) = \text{EVAL}(A, e, i + 1) \cap \text{PREV}(A, \text{TARG}(A, I, e, i)),$$

we compute backward the sequence of target sets for the expression $*p$ as

i	$\text{TARG}(A, \{b\}, *p, i)$	Removed arcs
1	$\{p\}$	$\{(p, a)\}$
0	$\{b\}$	\emptyset

Since the target set for $i = 1$ consists of the only element p and the node a is not part of the target set for $i = 0$, then the filter removes the arc (p, a) from the points-to information. See Figure 8 for a graphical representation of the described situation.

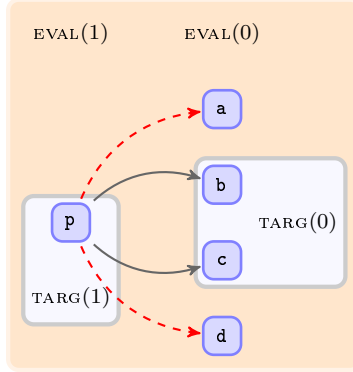


Fig. 10: a representation of the computation of the filter operation for the example in Listing 24.

EXAMPLE 6. Now we present a similar situation to show that when the abstract filter operation cuts some arcs (Definition 3.16) what matters is the cardinality of the set of the “pointers” and not cardinality of the set of the “pointed” objects. Consider the code in Listing 24; the points-to information $A \in \mathcal{A}$ at line 14, is presented in Figure 9. In this case the evaluation of the two expressions $*p$ and $*q$ proceeds as follows

i	$\text{EVAL}(A, *p, i)$	$\text{EVAL}(A, *q, i)$
1	$\{p\}$	$\{q\}$
0	$\{a, b, c, d\}$	$\{b, c\}$

For $i = 0$, we have the target set

$$\begin{aligned} \text{EVAL}(A, *p) \cap \text{EVAL}(A, *q) &= \text{EVAL}(A, *p, 0) \cap \text{EVAL}(A, *q, 0) \\ &= \{a, b, c, d\} \cap \{b, c\} = \{b, c\}. \end{aligned}$$

The computation of the filter on the expression ‘ p ’ proceeds as follows (Figure 10)

i	$\text{TARG}(A, \{b, c\}, *p, i)$	Removed arcs
1	$\{p\}$	$\{(p, a), (p, d)\}$
0	$\{b, c\}$	\emptyset

EXAMPLE 7. Consider the points-to approximation $A \in \mathcal{A}$ described in Figure 11. In this case there are two levels of indirection. Assume to filter the points-to approximation A with respect to the condition $(\text{eq}, **pp, a)$. The evaluation of the lhs and the rhs of the condition proceeds as follows

i	$\text{EVAL}(A, **pp, i)$	$\text{EVAL}(A, a, i)$
2	$\{pp\}$	\emptyset
1	$\{p, q\}$	\emptyset
0	$\{a, b, c\}$	$\{a\}$

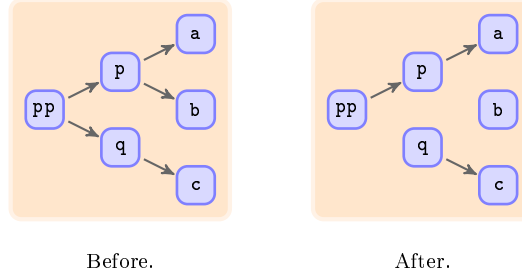


Fig. 11: a representation of the points-to information $A \in \mathcal{A}$ before and after the execution of the filter operation on the condition $(eq, **pp, a)$.

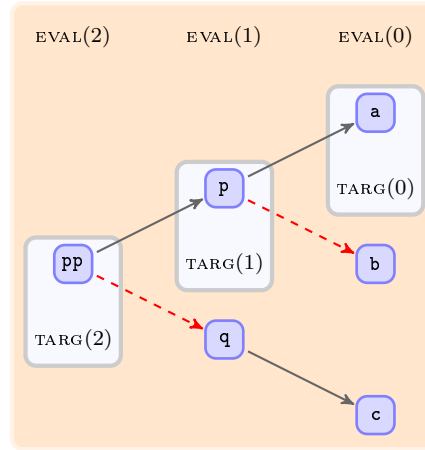


Fig. 12: a representation of computation of the filter operation for the example in Figure 11.

Then, for $i = 0$, we have the target set

$$\begin{aligned} \text{EVAL}(A, **p) \cap \text{EVAL}(A, a) &= \text{EVAL}(A, **p, 0) \cap \text{EVAL}(A, a, 0) \\ &= \{a, b, c\} \cap \{a\} = \{a\}. \end{aligned}$$

The computation of the filter on the lhs proceeds as

i	$\text{TARG}(A, \{a\}, **p, i)$	Removed arcs
2	$\{pp\}$	$\{(pp, q)\}$
1	$\{p\}$	$\{(p, b)\}$
0	$\{a\}$	\emptyset

Figure 12 depicts the computation just described.

EXAMPLE 8. Consider the points-to approximation $A \in \mathcal{A}$ described in Figure 13. The evaluation of the the expression $**pp$ follows the steps

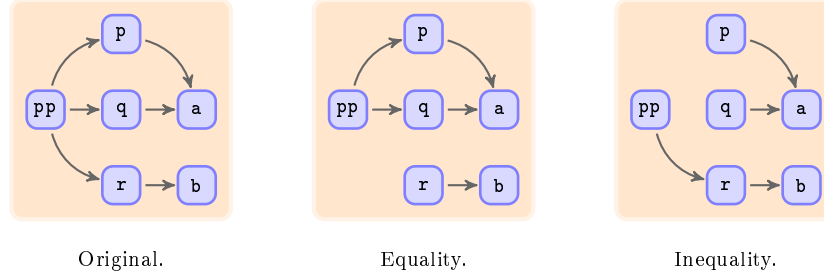


Fig. 13: on the left a representation of the initial points-to information $A \in \mathcal{A}$, in the middle the information resulting by filtering the initial information A on the condition $(\text{eq}, **pp, a)$; finally, on the right, the points-to information resulting from filtering the approximation A on the condition $(\text{neq}, **pp, a)$.

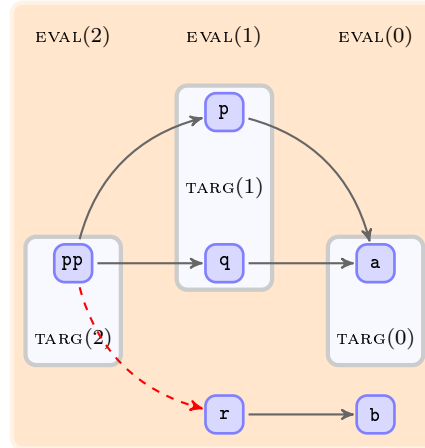


Fig. 14: a representation of computation of the filter operation for the example in Figure 13 on the condition $(\text{eq}, **pp, a)$.

i	$\text{EVAL}(A, **p, i)$
2	$\{pp\}$
1	$\{p, q, r\}$
0	$\{a, b\}$

Assume to filter the points-to approximation A on the condition $(\text{eq}, **pp, a)$ and also on the opposite condition $(\text{neq}, **pp, a)$. For $i = 0$, for the equality and the inequality conditions we have the target sets

$$\begin{aligned} \text{EVAL}(A, **pp) \cap \text{EVAL}(A, a) &= \{a, b\} \cap \{a\} = \{a\}, \\ \text{EVAL}(A, **pp) \setminus \text{EVAL}(A, a) &= \{a, b\} \setminus \{a\} = \{b\}, \end{aligned}$$

respectively. The computation of the filter on the lhs proceeds as

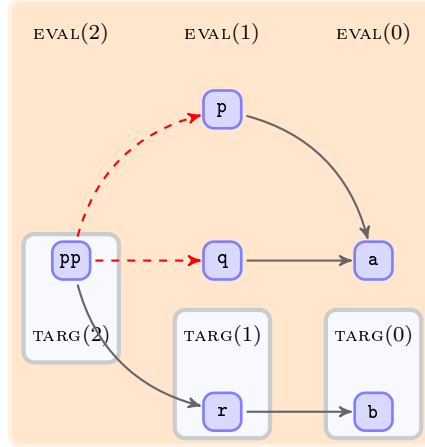
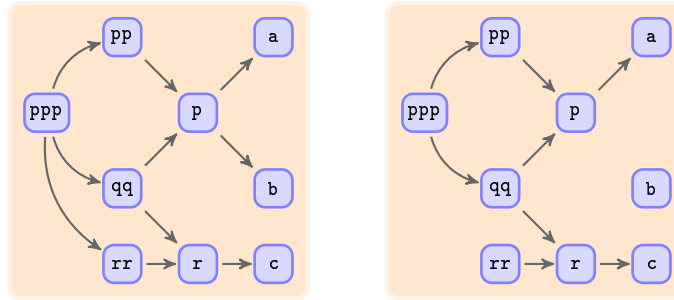


Fig. 15: a representation of computation of the filter operation for the example in Figure 13 on the condition $(neq, **pp, a)$.



Before.

After.

Fig. 16: on the left a representation of the points-to approximation $A \in \mathcal{A}$, on the right a representation of the approximation resulting from the application of the filter on the condition $(eq, ***ppp, a)$. The arcs $\{(ppp, rr), (p, b)\}$ have been removed.

i	$TARG(A, \{a\}, **pp, i)$	Removed arcs
2	$\{pp\}$	$\{(pp, r)\}$
1	$\{p, q\}$	\emptyset
0	$\{a\}$	\emptyset

i	$TARG(A, \{b\}, **pp, i)$	Removed arcs
2	$\{pp\}$	$\{(pp, p), (pp, q)\}$
1	$\{r\}$	\emptyset
0	$\{b\}$	\emptyset

Figure 14 and Figure 15 depict the filter computation just described.

EXAMPLE 9. Now consider the points-to approximation $A \in \mathcal{A}$ described in Figure 16. The evaluation of the the expression $***ppp$ follows the steps

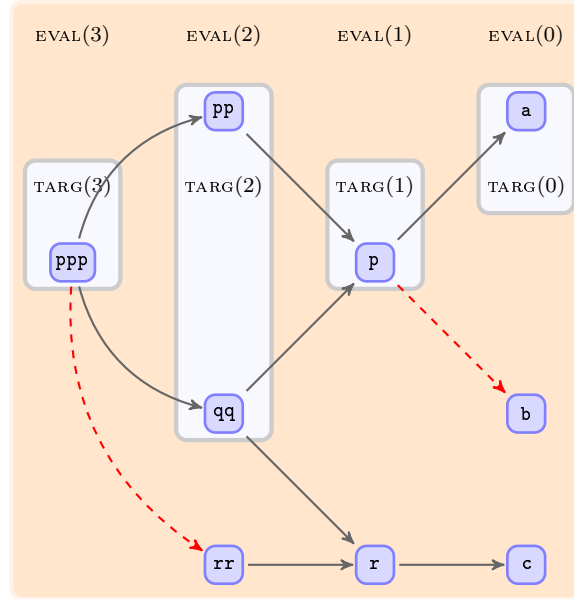


Fig. 17: a representation of computation of the filter operation for the example in Figure 16 on the condition $(eq, ***ppp, a)$.

i	$EVAL(A, **p, i)$
3	$\{ppp\}$
2	$\{pp, qq, rr\}$
1	$\{p, r\}$
0	$\{a, b, c\}$

Assume to filter the points-to approximation A on the condition $(eq, ***ppp, a)$. For $i = 0$, for the equality condition we have the target set

$$EVAL(A, ***ppp) \cap EVAL(A, a) = \{a, b, c\} \cap \{a\} = \{a\}.$$

The computation of the filter on the lhs proceeds as follows

i	$TARG(A, \{a\}, ***ppp, i)$	Removed arcs
3	$\{ppp\}$	$\{(ppp, rr)\}$
2	$\{pp, qq\}$	\emptyset
1	$\{p\}$	$\{(p, b)\}$
0	$\{a\}$	\emptyset

Figure 17 depicts the filter computation just described.

3.4 Results

3.4.1 Notation. The proofs are organized as sequences of deductions, for convenience of notation presented inside tables. Each table is organized in three columns: the first column contains the *tag* used to name the step; the second column contains the statement and the third column contains a list of tags that represents the list

of statements used to infer the current row. There are three kind of tags. The first kind of tag, denoted as ‘TS’, is used to mark the *thesis*, which, if explicitly presented, occurs always in the top row. The second kind of tag is used to describe the *hypotheses*, marked as ‘H0’, . . . , ‘Hn’. Among the hypotheses we improperly list the lemmas used in the proof. The third kind of tag is used to describe *deductions*, displayed as ‘D0’, . . . , ‘Dn’, with the exception of the last deduction step, which is tagged with the symbol ‘✕’. Within the table, the hypotheses are displayed below the thesis and deductions below the hypotheses. To stress the separation of the thesis from the hypotheses and of the hypotheses from the deductions horizontal line are used. Deductions, between themselves, are sorted in topological order, such that, if the deduction ‘Dm’ *requires* the deduction ‘Dn’, then $m > n$. When the proof consists of more *cases*, then multiple tables are used; in this case, an initial table containing the hypotheses common to all cases may be present. Cases are marked as ‘C1’, . . . , ‘Cn’; if an hypothesis comes from considering the case ‘Cn’, then the tag ‘Cn’ is also reported in the third column of the corresponding row. In *inductive* proofs, the *inductive* hypothesis is marked with a ‘(ind. hyp.)’.

3.4.2 Concrete Assignment. We start by showing that the assignment operation is closed with respect to the set of the concrete memory descriptions \mathcal{C} .

LEMMA 3.19. (Eval cardinality on the concrete domain.) *Let $C \in \mathcal{C}$ and $e \in \text{Expr}$, then $\# \text{EVAL}(C, e) = 1$.*

PROOF. Let $C \in \mathcal{C}$. We proceed by induction on the definition of the set Expr (Definition 3.5).

TS	$\# \text{EVAL}(C, e) = 1$
H0	Definition 3.6, the eval function.

For the base case let $e = l \in \mathcal{L}$.

TS	$\# \text{EVAL}(C, l) = 1$
D0	$\text{EVAL}(C, l) = \{l\}$ (H0)
✕	$\# \text{EVAL}(C, l) = 1$ (D0)

For the inductive case let $e \in \text{Expr}$.

TS	$\# \text{EVAL}(C, *e) = 1$	
H1	$\# \text{EVAL}(C, e) = 1$	(ind. hyp.)
H2	Definition 3.1, the concrete domain.	
H3	Definition 3.3, the post function.	
D0	$\text{EVAL}(C, *e) = \text{POST}(C, \text{EVAL}(C, e))$	(H0)
D1	$\forall l \in \mathcal{L} : \#\{(l, m) \in C\} = 1$	(H2)
D2	$\#\{(l, m) \in C \mid l \in \text{EVAL}(C, e)\} = 1$	(H1, D1)
D3	$\# \text{POST}(C, \text{EVAL}(C, e)) = 1$	(D2, H3)
✕	$\# \text{EVAL}(C, *e) = 1$	(D3, D0)

□

LEMMA 3.20. (**Assignment on the concrete domain.**) *Let $C \in \mathcal{C}$ and $e, f \in \text{Expr}$. For convenience of notation, let $a \in \text{Assignments}$ such that $a = (e, f)$. Let*

$$\begin{aligned} \text{EVAL}(C, e) &= \{l\}; \\ \text{POST}(C, l) &= \{n\}; \\ \text{EVAL}(C, f) &= \{m\}; \end{aligned}$$

then

$$\text{ASSIGN}(C, a) = (C \setminus \{(l, n)\}) \cup \{(l, m)\}.$$

PROOF. Let $C \in \mathcal{C}$. First note that from the definition of the concrete domain (Definition 3.1) and Lemma 3.19, $\#\text{EVAL}(C, e) = \#\text{EVAL}(C, f) = 1$. From the definition of the post function (Definition 3.3) also $\#\text{POST}(C, l) = 1$. Thus the above statement is well formed.

TS	$\text{ASSIGN}(C, a) = (C \setminus \{(l, n)\}) \cup \{(l, m)\}$	
H0	$\{l\} = \text{EVAL}(C, e)$	
H1	$\{n\} = \text{POST}(C, l)$	
H2	$\{m\} = \text{EVAL}(C, f)$	
H3	Definition 3.10, the assignment evaluation.	
D0	$\#\text{EVAL}(C, e) = 1$	(H0)
D1	$\text{ASSIGN}(C, a) = \text{EVAL}(C, e) \times \text{EVAL}(C, f) \cup (C \setminus \text{EVAL}(C, e) \times \mathcal{L})$	(D0, H3)
D2	$\text{EVAL}(C, e) \times \text{EVAL}(C, f) = \{(l, m)\}$	(H0, H2)
D3	$C \cap \text{EVAL}(C, e) \times \mathcal{L} = \{(l, n)\}$	(H1)
D4	$C \setminus \text{EVAL}(C, e) \times \mathcal{L} = C \setminus \{(l, n)\}$	(D3)
✕	$\text{ASSIGN}(C, a) = (C \setminus \{(l, n)\}) \cup \{(l, m)\}$	(D4, D2, D1)

□

PROOF. (**Restriction of the assignment to the concrete, Lemma 3.11.**) This result is a simple corollary of Lemma 3.20. □

3.4.3 *Observations on the Domain.* First we present the following simple result about the monotonicity of the concretization function.

LEMMA 3.21. (**Monotonicity of the concretization function.**) *Let $A, B \in \mathcal{A}$, then*

$$A \subseteq B \implies \gamma(A) \subseteq \gamma(B).$$

PROOF. Let $A, B \in \mathcal{A}$. If $\gamma(A) = \emptyset$ then the thesis is trivially verified. Otherwise let $C \in \gamma(A)$, we have to show that $C \in \gamma(B)$ too.

TH	$C \in \gamma(B)$	
H0	$C \in \gamma(A)$	
H1	Definition 3.2, the concretization function.	
H2	$A \subseteq B$	
D0	$C \subseteq A$	(H0, H1)
D1	$C \in \mathcal{C}$	(H0, H1)
D2	$C \subseteq B$	(D0, H2)
✱	$C \in \gamma(B)$	(D2, D1, H1)

□

From the definition of the concrete and of the abstract domain (Definition 3.1) and the definition of the concretization function (Definition 3.2) we complete the description of the abstraction by presenting the *abstraction function*.

DEFINITION 3.22. (**Abstraction function.**) *Let*

$$\alpha: \wp(\mathcal{C}) \rightarrow \mathcal{A}$$

be defined, for all $C \subseteq \mathcal{C}$, as

$$\alpha(C) \stackrel{\text{def}}{=} \bigcup_{D \in C} D.$$

It is possible to show that $\langle \wp(\mathcal{C}), \alpha, \mathcal{A}, \gamma \rangle$ is a *Galois connection*, that is, for all $C \in \mathcal{C}$ and $A \in \mathcal{A}$, holds that:

$$\alpha(C) \subseteq A \iff C \subseteq \gamma(A).$$

Indeed, given $C \subseteq \mathcal{C}$ and $A \in \mathcal{A}$ the following steps are all equivalent

$$\begin{aligned} \alpha(C) &\subseteq A, \\ \bigcup_{D \in C} D &\subseteq A, \\ \forall D \in C : D &\subseteq A, \\ \forall D \in C : D &\in \gamma(A), \\ C &\subseteq \gamma(A). \end{aligned}$$

On the presented abstraction holds also the following result. The following lemma shows that given a non-bottom abstraction $a \in \mathcal{A}$, then for each arc $(l, m) \in A$ there is a concrete memory C abstracted by A that contains the arc (l, m) .

LEMMA 3.23. (**Concrete coverage.**) *Let $A \in \mathcal{A}$, then*

$$\gamma(A) \neq \emptyset \implies \forall (l, m) \in A : \exists C \in \gamma(A) . (l, m) \in C.$$

PROOF. Let $A \in \mathcal{A}$ such that $\gamma(A) \neq \emptyset$ and let $(l, m) \in A$. Let $C \in \gamma(A)$, let $n \in \mathcal{L}$.

TS	$\exists D \in \gamma(A) . (l, m) \in D$	
H0	$(l, m) \in A$	
H1	$C \in \gamma(A)$	
H2	$\{n\} \in \text{POST}(C, l)$	
H3	Definition 3.2, concretization function.	
H4	Definition 3.3, the post function.	
D0	$C \subseteq A$	(H1, H3)
D1	$C \setminus \{(l, n)\} \subseteq A$	(D0)
D2	$(l, n) \in C$	(H2, H4)
D3	$(C \setminus \{(l, n)\}) \cup \{(l, m)\} \in \mathcal{C}$	(D2)
D4	$(C \setminus \{(l, n)\}) \cup \{(l, m)\} \subseteq A$	(D1, H0)
D5	$(C \setminus \{(l, n)\}) \cup \{(l, m)\} \in \gamma(A)$	(D3, D4, H3)
✱	$\exists D \in \gamma(A) . (l, m) \in C$	(D5)

□

LEMMA 3.24. (**Abstraction effect.**) *Let $A \in \mathcal{A}$, then*

$$\alpha(\gamma(A)) \subseteq A;$$

moreover

$$\gamma(A) \neq \emptyset \implies \alpha(\gamma(A)) = A.$$

PROOF. Let $A \in \mathcal{A}$. Consider that

H0	Definition 3.22, the abstraction function.	
D0	$\alpha(\gamma(A)) = \bigcup_{C \in \gamma(A)} C$	(H0)

We proceed by showing the two inclusions separately. For the first inclusion let $(l, m) \in \alpha(\gamma(A))$; then we have

TS	$(l, m) \in A$	
H1	$(l, m) \in \alpha(\gamma(A))$	
H2	Definition 3.2, the concretization function.	
D1	$\exists C \in \gamma(A) . (l, m) \in C$	(D0, H1)
D2	$\forall C \in \gamma(A) : C \subseteq A$	(H2)
✱	$(l, m) \in A$	(D1, D2)

For the second inclusion assume that $\gamma(A) \neq \emptyset$ and let $(l, m) \in A$; then we have

TS	$(l, m) \in \alpha(\gamma(A))$	
H1	$\gamma(A) \neq \emptyset$	
H2	$(l, m) \in A$	
H3	Lemma 3.23, concrete coverage.	
D1	$\exists C \in \gamma(A) . (l, m) \in C$	(H2, H3, H1)
✱	$(l, m) \in \alpha(\gamma(A))$	(D0, D1)

□

3.4.4 Results of Correctness. We formalize the requirement of correctness of the abstract operations presented—the expression evaluation, the assignment and the filter operations—with the following theorems.

THEOREM 3.25. (Correctness of expression evaluation.) *Let $A \in \mathcal{A}$ and $e \in \text{Expr}$; then*

$$\bigcup_{C \in \gamma(A)} \text{EVAL}(C, e) \subseteq \text{EVAL}(A, e).$$

THEOREM 3.26. (Correctness of the assignment.) *Let $A \in \mathcal{A}$ and $a \in \text{Assignments}$; then*

$$\text{ASSIGN}(\gamma(C), a) \subseteq \gamma(\text{ASSIGN}(A, a)).$$

THEOREM 3.27. (Correctness of the filter.) *Let $A \in \mathcal{A}$ and $c \in \text{Cond}$; then*

$$\phi(\gamma(A), c) \subseteq \gamma(\phi(A, c)).$$

3.4.5 Proofs. We present some technical lemmas that will lead to the proof of the correctness theorems.

LEMMA 3.28. (Monotonicity of post.) *Let $A, B \in \mathcal{A}$ and $l \in \mathcal{L}$; then*

$$A \subseteq B \implies \text{POST}(A, l) \subseteq \text{POST}(B, l)$$

PROOF. Let $A, B \in \mathcal{A}$ such that $A \subseteq B$. Let $l, m \in \mathcal{L}$.

TS	$m \in \text{POST}(B, l)$	
H0	$m \in \text{POST}(A, l)$	
H1	$A \subseteq B$	
H2	Definition 3.3, the post function.	
D0	$(l, m) \in A$	(H0, H2)
D1	$(l, m) \in B$	(D0, H1)
✱	$m \in \text{POST}(B, l)$	(D1, H2)

□

LEMMA 3.29. (Monotonicity of the extended post function 1.) *Let $A, B \in \mathcal{A}$ and $L \subseteq \mathcal{L}$; then*

$$A \subseteq B \implies \text{POST}(A, L) \subseteq \text{POST}(B, L).$$

PROOF. Let $A, B \in \mathcal{A}$ such that $A \subseteq B$ and let $L \subseteq \mathcal{L}$. Let $m \in \mathcal{L}$.

TS	$m \in \text{POST}(B, L)$	
H0	$m \in \text{POST}(A, L)$	
H1	$A \subseteq B$	
H2	Definition 3.4, the extended post function.	
H3	Lemma 3.28, monotonicity of the post function.	
D0	$\exists l \in L . m \in \text{POST}(A, l)$	(H0, H2)
D1	$\exists l \in L . m \in \text{POST}(B, l)$	(D0, H1, H3)
✱	$m \in \text{POST}(B, L)$	(D1, H2)

□

LEMMA 3.30. (**Monotonicity of the extended post function 2.**) *Let $A \in \mathcal{A}$ and $L, M \subseteq \mathcal{L}$; then*

$$L \subseteq M \implies \text{POST}(A, L) \subseteq \text{POST}(A, M).$$

PROOF. Let $A \in \mathcal{A}$ and let $L \subseteq M \subseteq \mathcal{L}$. Let $m \in \mathcal{L}$.

TS	$m \in \text{POST}(A, M)$	
H0	$m \in \text{POST}(A, L)$	
H1	$L \subseteq M$	
H2	Definition 3.4, the extended post function.	
D0	$\exists l \in L . m \in \text{POST}(A, l)$	(H0, H2)
D1	$\exists l \in M . m \in \text{POST}(A, l)$	(D0, H1)
✱	$m \in \text{POST}(A, M)$	(D1, H2)

□

LEMMA 3.31. (**Monotonicity of the eval function.**) *Let $A, B \in \mathcal{A}$ and $e \in \text{Expr}$; then*

$$A \subseteq B \implies \text{EVAL}(A, e) \subseteq \text{EVAL}(B, e).$$

PROOF. Let $A, B \in \mathcal{A}$ such that $A \subseteq B$. We proceed inductively on the definition of the EVAL function. For the base case let $l \in \mathcal{L}$.

TS	$\text{EVAL}(A, l) \subseteq \text{EVAL}(B, l)$	
H0	Definition 3.6, the eval function.	
D0	$\text{EVAL}(A, l) = \{l\}$	(H0)
D1	$\text{EVAL}(B, l) = \{l\}$	(H0)
✱	$\text{EVAL}(A, l) \subseteq \text{EVAL}(B, l)$	(D1, D0)

For the inductive case let $e \in \text{Expr}$.

TS	$\text{EVAL}(A, *e) \subseteq \text{EVAL}(B, *e)$	
H0	$A \subseteq B$	
H1	Definition 3.6, the eval function.	
H2	Lemma 3.29, monotonicity of the ext. post 1.	
H3	Lemma 3.30, monotonicity of the ext. post 2.	
H4	$\text{EVAL}(A, e) \subseteq \text{EVAL}(B, e)$	(ind. hyp.)
D0	$\text{EVAL}(A, *e) = \text{POST}(A, \text{EVAL}(A, e))$	(H1)
D1	$\text{EVAL}(B, *e) = \text{POST}(B, \text{EVAL}(B, e))$	(H1)
D2	$\text{POST}(A, \text{EVAL}(A, e)) \subseteq \text{POST}(A, \text{EVAL}(B, e))$	(H4, H3)
D3	$\text{POST}(A, \text{EVAL}(B, e)) \subseteq \text{POST}(B, \text{EVAL}(B, e))$	(H0, H2)
D4	$\text{POST}(A, \text{EVAL}(A, e)) \subseteq \text{POST}(B, \text{EVAL}(B, e))$	(D2, D3)
✱	$\text{EVAL}(A, *e) \subseteq \text{EVAL}(B, *e)$	(D4, D1, D0)

□

LEMMA 3.32. (**Monotonicity of the extended eval 1.**) *Let $A, B \in \mathcal{A}$, $e \in \text{Expr}$ and $i \in \mathbb{N}$; then*

$$A \subseteq B \implies \text{EVAL}(A, e, i) \subseteq \text{EVAL}(B, e, i).$$

PROOF. Let $A, B \in \mathcal{A}$ such that $A \subseteq B$. We proceed inductively on the definition of the extended eval function.

H0	$A \subseteq B$	
H1	Definition 3.14, the extended eval function.	

For the first base case let $l \in \mathcal{L}$ and let $i \in \mathbb{N}$.

TS	$\text{EVAL}(A, l, i + 1) \subseteq \text{EVAL}(B, l, i + 1)$	
D0	$\text{EVAL}(A, l, i + 1) = \emptyset$	(H1)
D1	$\text{EVAL}(B, l, i + 1) = \emptyset$	(H1)
✱	$\text{EVAL}(A, l, i + 1) \subseteq \text{EVAL}(B, l, i + 1)$	(D0, D1)

For the second base case let $e \in \text{expressions}$.

TS	$\text{EVAL}(A, e, 0) \subseteq \text{EVAL}(B, e, 0)$	
H2	Lemma 3.31, the monotonicity of eval.	
D0	$\text{EVAL}(A, e, 0) = \text{EVAL}(A, e)$	(H1)
D1	$\text{EVAL}(B, e, 0) = \text{EVAL}(B, e)$	(H1)
D2	$\text{EVAL}(A, e) \subseteq \text{EVAL}(B, e)$	(H0, H2)
✱	$\text{EVAL}(A, e, 0) \subseteq \text{EVAL}(B, e, 0)$	(D2, D1, D0)

For the inductive step let $e \in \text{Expr}$ and let $i \in \mathbb{N}$.

TS	$\text{EVAL}(A, *e, i + 1) \subseteq \text{EVAL}(B, *e, i + 1)$	
H2	$\text{EVAL}(A, e, i) \subseteq \text{EVAL}(B, e, i)$	(ind. hyp.)
D0	$\text{EVAL}(A, *e, i + 1) = \text{EVAL}(A, e, i)$	(H1)
D1	$\text{EVAL}(B, *e, i + 1) = \text{EVAL}(B, e, i)$	(H1)
D2	$\text{EVAL}(A, e, i) \subseteq \text{EVAL}(B, e, i)$	(H2)
✱	$\text{EVAL}(A, *e, i + 1) \subseteq \text{EVAL}(B, *e, i + 1)$	(D2, D1, D0)

□

LEMMA 3.33. (**Eval cardinality on the abstract domain.**) *Let $A \in \mathcal{A}$ and $e \in \text{Expr}$; then*

$$\gamma(A) \neq \emptyset \implies \#\text{EVAL}(A, e) > 0.$$

PROOF. Let $A \in \mathcal{A}$ such that $\gamma(A) \neq \emptyset$. Let $e \in \text{Expr}$.

TS	$\# \text{EVAL}(A, e) > 0$	
H0	$\gamma(A) \neq \emptyset$	
H1	Definition 3.2, the concretization function.	
H2	Lemma 3.19, eval cardinality on the concrete domain.	
H3	Lemma 3.31, monotonicity of the eval function.	
D0	$\exists C \in \mathcal{C} . C \in \gamma(A)$	(H0)
D1	$\exists C \in \mathcal{C} . C \subseteq A$	(D0, H1)
D2	$\exists C \in \mathcal{C} . \text{EVAL}(C, e) \subseteq \text{EVAL}(A, e)$	(D1, H3)
D3	$\exists C \in \mathcal{C} . \# \text{EVAL}(C, e) \leq \# \text{EVAL}(A, e)$	(D2)
D4	$1 \leq \# \text{EVAL}(A, e)$	(D3, H2)
✕	$\# \text{EVAL}(A, e) > 0$	(D4)

□

LEMMA 3.34. (**Extended eval cardinality on the abstract domain.**) *Let $A, B \in \mathcal{A}$, $e \in \text{Expr}$ and $i \in \mathbb{N}$; then*

$$(\gamma(A) \neq \emptyset \wedge A \subseteq B \wedge \# \text{EVAL}(B, e, i) > 0) \implies \# \text{EVAL}(A, e, i) > 0.$$

PROOF. Let $A, B \in \mathcal{A}$, let $e \in \text{Expr}$ and let $i \in \mathbb{N}$.

TS	$\# \text{EVAL}(B, e, i) > 0 \implies \# \text{EVAL}(A, e, i) > 0$
H0	$A \subseteq B$
H1	$\gamma(A) \neq \emptyset$
H2	Definition 3.14, the extended eval function.

We proceed by induction on i and on e (Definition 3.5). For the base case let $i = 0$.

TS	$\# \text{EVAL}(B, e, 0) > 0 \implies \# \text{EVAL}(A, e, 0) > 0$	
H3	Lemma 3.33, eval cardinality on the abstract domain.	
D0	$\text{EVAL}(A, e, 0) = \text{EVAL}(A, e)$	(H2)
D1	$\# \text{EVAL}(A, e) > 0$	(H1, H3)
✕	$\# \text{EVAL}(B, e, 0) > 0 \implies \# \text{EVAL}(A, e, 0) > 0$	(D1, D0)

Let $i > 0$. For the second base case let $e = l \in \mathcal{L}$.

TS	$\# \text{EVAL}(B, l, i + 1) > 0 \implies \# \text{EVAL}(A, l, i + 1) > 0$	
D0	$\text{EVAL}(B, l, i + 1) = \emptyset$	(H2)
D1	$\# \text{EVAL}(B, l, i + 1) = 0$	(D0)
✕	$\# \text{EVAL}(B, l, i + 1) > 0 \implies \# \text{EVAL}(A, l, i + 1) > 0$	

For the inductive case let $e = *f$ where $f \in \text{Expr}$.

TS	$\# \text{EVAL}(B, *f, i + 1) > 0 \implies \# \text{EVAL}(A, *f, i + 1) > 0$	
H3	$\# \text{EVAL}(B, f, i) > 0 \implies \# \text{EVAL}(A, f, i) > 0$	(ind. hyp.)
D0	$\text{EVAL}(B, *f, i + 1) = \text{EVAL}(B, f, i)$	(H2)
D1	$\text{EVAL}(A, *f, i + 1) = \text{EVAL}(A, f, i)$	(H2)
✕	$\# \text{EVAL}(B, *f, i + 1) > 0 \implies \# \text{EVAL}(A, *f, i + 1) > 0$	(H3, D0, D1)

□

PROOF. (**Correctness of the expression evaluation, Theorem 3.25.**) Let $A \in \mathcal{A}$ and let $e \in \text{Expr}$. We distinguish two cases. First case: $\gamma(A) = \emptyset$ then the thesis is trivially verified. For the second case, $\gamma(A) \neq \emptyset$, let $C \in \gamma(A)$. Then we have

TS	$\text{EVAL}(C, e) \subseteq \text{EVAL}(A, e)$	
H0	$C \in \gamma(A)$	
H1	Definition 3.2, the concretization function.	
H2	Lemma 3.31, monotonicity of the eval function.	
D0	$C \subseteq A$	(H0, H1)
✱	$\text{EVAL}(C, e) \subseteq \text{EVAL}(A, e)$	(D0, H2)

□

LEMMA 3.35. (**Effects of the assignment.**) Let $A \in \mathcal{A}$, $l \in \mathcal{L}$ and $e, f \in \text{Expr}$; for convenience of notation let $a \in \text{Assignments}$ be such that $a = (e, f)$ and $E = \text{EVAL}(A, e)$. Then

$$\text{POST}(\text{ASSIGN}(A, a), l) \stackrel{\text{def}}{=} \begin{cases} \text{POST}(A, l), & \text{if } l \notin E; \\ \text{EVAL}(A, f), & \text{if } E = \{l\}; \\ \text{POST}(A, l) \cup \text{EVAL}(A, f), & \text{if } l \in E \wedge \#E > 1. \end{cases}$$

PROOF. Let $A \in \mathcal{A}$, let $(e, f) = a \in \text{Assignments}$ and let $l \in \mathcal{L}$. We proceed case by case. These are our initial hypotheses.

H0	Definition 3.10, assignment definition.
H1	Definition 3.3, the post function.

We consider separately the three cases of the lemma

$$l \notin \text{EVAL}(A, e); \tag{C1}$$

$$\{l\} = \text{EVAL}(A, e); \tag{C2}$$

$$l \in \text{EVAL}(A, e) \wedge \# \text{EVAL}(A, e) > 1. \tag{C3}$$

First case.

TS	$\text{POST}(\text{ASSIGN}(A, a), l) = \text{POST}(A, l)$	
H2	$l \notin \text{EVAL}(A, e)$	(C1)

To prove TS we prove the two inclusions.

$$\text{POST}(A, l) \subseteq \text{POST}(\text{ASSIGN}(A, a), l); \tag{C1.1}$$

$$\text{POST}(\text{ASSIGN}(A, a), l) \subseteq \text{POST}(A, l). \tag{C1.2}$$

Let $m \in \mathcal{L}$. For the first sub-case we have

TS	$m \in \text{POST}(\text{ASSIGN}(A, a), l)$	
H3	$m \in \text{POST}(A, l)$	(C1.1)
D0	$(l, m) \in A$	(H3, H1)
D1	$(l, m) \notin \text{EVAL}(A, e) \times \mathcal{L}$	(H2)
D3	$(l, m) \in \text{ASSIGN}(A, a)$	(D0, D1, H0)
✱	$m \in \text{POST}(\text{ASSIGN}(A, a), l)$	(D3, H1)

For the second sub-case:

TS	$m \in \text{POST}(A, l)$	
H3	$m \in \text{POST}(\text{ASSIGN}(A, a), l)$	(C1.2)
D0	$(l, m) \in \text{ASSIGN}(A, a)$	(H3, H1)
D1	$(l, m) \notin \text{EVAL}(A, e) \times \text{EVAL}(A, f)$	(H2)
D2	$(l, m) \in A$	(D0, D1, H0)
✘	$m \in \text{POST}(A, l)$	(D2, H1)

For the second and third cases we have to prove an intermediate result.

$$l \in \text{EVAL}(A, e) \implies \text{EVAL}(A, f) \subseteq \text{POST}(\text{ASSIGN}(A, a), l).$$

Let $m \in \mathcal{L}$.

TS	$m \in \text{POST}(\text{ASSIGN}(A, a), l)$	
H2	$l \in \text{EVAL}(A, e)$	(C2)
H3	$m \in \text{EVAL}(A, f)$	(C2)
D0	$\text{EVAL}(A, e) \times \text{EVAL}(A, f) \subseteq \text{ASSIGN}(A, a)$	(H0)
D1	$(l, m) \in \text{EVAL}(A, e) \times \text{EVAL}(A, f)$	(H2, H3)
D2	$(l, m) \in \text{ASSIGN}(A, a)$	(D1, D0)
✘	$m \in \text{POST}(\text{ASSIGN}(A, a), l)$	(D2, H1)

Note that for both the second and third case we assume that $l \in \text{EVAL}(A, e)$ thus $\#\text{EVAL}(A, e) > 0$ so we will check only the cases $\#\text{EVAL}(A, e) = 1$ (2nd case) and $\#\text{EVAL}(A, e) > 1$ (3rd case). Now the second case.

TS	$\text{POST}(\text{ASSIGN}(A, a), l) = \text{EVAL}(A, f)$	
H2	$l \in \text{EVAL}(A, e)$	
H3	$\#\text{EVAL}(A, e) = 1$	
D0	$\text{ASSIGN}(A, a) = \{l\} \times \text{EVAL}(A, f) \cup (A \setminus (\{l\} \times \mathcal{L}))$	(H3, H2, H0)

Also in this case, to prove TS we prove the two inclusions

$$\text{POST}(\text{ASSIGN}(A, a), l) \subseteq \text{EVAL}(A, f); \quad (\text{C2.1})$$

$$\text{POST}(\text{ASSIGN}(A, a), l) \supseteq \text{EVAL}(A, f). \quad (\text{C2.2})$$

One inclusion (C2.2) comes by modus ponens by applying the hypothesis H2 to the previous intermediate result. For the other inclusion (C2.1), let $m \in \mathcal{L}$; then we have

TS	$m \in \text{EVAL}(A, f)$	
H4	$m \in \text{POST}(\text{ASSIGN}(A, a), l)$	(C2.1)
D1	$(l, m) \in \text{ASSIGN}(A, a)$	(H4, H1)
D2	$(l, m) \notin A \setminus (\{l\} \times \mathcal{L})$	
D3	$(l, m) \in \{l\} \times \text{EVAL}(A, f)$	(D2, D1, D0)
✘	$m \in \text{EVAL}(A, f)$	(D3)

Now the third case.

TS	$\text{POST}(\text{ASSIGN}(A, a), l) = \text{POST}(A, l) \cup \text{EVAL}(A, f)$	
H2	$l \in \text{EVAL}(A, e)$	(C3)
H3	$\# \text{EVAL}(A, e) > 1$	(C3)
D0	$\text{ASSIGN}(A, a) = \text{EVAL}(A, e) \times \text{EVAL}(A, f) \cup A$	(H3, H2, H0)

Again, we prove separately the two inclusions.

$$\text{POST}(\text{ASSIGN}(A, a), l) \subseteq \text{POST}(A, l) \cup \text{EVAL}(A, f); \quad (\text{C3.1})$$

$$\text{POST}(\text{ASSIGN}(A, a), l) \supseteq \text{POST}(A, l) \cup \text{EVAL}(A, f). \quad (\text{C3.2})$$

For the inclusion (C3.2), applying the modus ponens to the hypothesis H2 and to the above intermediate result we have that

$$\text{EVAL}(A, f) \subseteq \text{POST}(\text{ASSIGN}(A, a), l).$$

For the other part

TS	$\text{POST}(\text{ASSIGN}(A, a), l) \supseteq \text{POST}(A, l)$	
H4	Lemma 3.31, monotonicity of eval.	
D1	$\text{ASSIGN}(A, a) \supseteq A$	(D0)
✕	$\text{POST}(\text{ASSIGN}(A, a), l) \supseteq \text{POST}(A, l)$	(D1, H4)

For the remaining inclusion (C3.1), let $m \in \mathcal{L}$ so that $m \in \text{POST}(\text{ASSIGN}(A, a), l)$. We need to show that $m \in \text{EVAL}(A, f) \cup \text{POST}(A, l)$ too: to do this we show that $m \notin \text{EVAL}(A, f) \implies m \in \text{POST}(A, l)$.

TS	$m \in \text{POST}(A, l)$	
H4	$m \notin \text{EVAL}(A, f)$	(C3.1)
H5	$m \in \text{POST}(\text{ASSIGN}(A, a), l)$	(C3.1)
D1	$(l, m) \notin \text{EVAL}(A, e) \times \text{EVAL}(A, f)$	(H4)
D2	$(l, m) \in \text{ASSIGN}(A, a)$	(H5, H1)
D3	$(l, m) \in A$	(D2, D1, D0)
✕	$m \in \text{POST}(A, l)$	(D3, H1)

□

LEMMA 3.36. (Monotonicity of the assignment.) *Let $A, B \in \mathcal{A}$ and $a \in \text{Assignments}$; then*

$$(A \subseteq B \wedge \gamma(A) \neq \emptyset) \implies \text{ASSIGN}(A, a) \subseteq \text{ASSIGN}(B, a).$$

PROOF. Let $A, B \in \mathcal{A}$ be such that $A \subseteq B$ and $\gamma(A) \neq \emptyset$. Let $(e, f) = a \in \text{Assignments}$. We have to prove that $\text{ASSIGN}(A, a) \subseteq \text{ASSIGN}(B, a)$. Then let $l, m \in \mathcal{L}$ be such that $(l, m) \in \text{ASSIGN}(A, a)$. To prove this lemma we have to prove that $(l, m) \in \text{ASSIGN}(B, a)$ too. Thus we have

TS	$(l, m) \in \text{ASSIGN}(B, a)$	
H0	$A \subseteq B$	
H1	$\gamma(A) \neq \emptyset$	
H2	$(l, m) \in \text{ASSIGN}(A, a)$	
H3	Lemma 3.35, effects of the assignment.	
H4	Lemma 3.31, monotonicity of eval.	
H5	Definition 3.3, the post function.	
H6	Lemma 3.29, monotonicity of the extended post 1.	
D0	$\text{EVAL}(A, e) \subseteq \text{EVAL}(B, e)$	(H0, H4)
D1	$\text{EVAL}(A, f) \subseteq \text{EVAL}(B, f)$	(H0, H4)
D2	$\text{POST}(A, l) \subseteq \text{POST}(B, l)$	(H0, H6)

We distinguish two cases.

$$l \in \text{EVAL}(A, e); \quad (\text{C1})$$

$$l \notin \text{EVAL}(A, e). \quad (\text{C2})$$

For the first case.

H7	$l \in \text{EVAL}(A, e)$	(C1)
D3	$l \in \text{EVAL}(B, e)$	(H7, D0)
D4	$m \in \text{POST}(\text{ASSIGN}(A, a), l)$	(H2, H5)
D5	$\text{EVAL}(B, f) \subseteq \text{POST}(\text{ASSIGN}(B, a), l)$	(D3, H3)

Note that from H7 follows that $\# \text{EVAL}(A, e) \geq 1$ and now we distinguish the two sub-cases

$$\# \text{EVAL}(A, e) = 1; \quad (\text{C1.1})$$

$$\# \text{EVAL}(A, e) > 1; \quad (\text{C1.2})$$

which cover all the possibilities. Now the first sub-case.

H8	$\# \text{EVAL}(A, e) = 1$	(C1.1)
D6	$\text{POST}(\text{ASSIGN}(A, a), l) = \text{EVAL}(A, f)$	(H7, H8, H3)
D7	$m \in \text{EVAL}(A, f)$	(D4, D6)
D8	$m \in \text{EVAL}(B, f)$	(D7, D1)
D9	$m \in \text{POST}(\text{ASSIGN}(B, a), l)$	(D8, D5)
✱	$(l, m) \in \text{ASSIGN}(B, a)$	(D9, H5)

For the other sub-case

H8	$\# \text{EVAL}(A, e) > 1$	(C1.2)
D6	$\text{POST}(\text{ASSIGN}(A, a), l) = \text{EVAL}(A, f) \cup \text{POST}(A, l)$	(H7, H8, H3)
D7	$\# \text{EVAL}(B, a) > 1$	(H8, D0)
D8	$\text{POST}(\text{ASSIGN}(B, a), l) = \text{EVAL}(B, f) \cup \text{POST}(B, l)$	(D3, D7, H3)
D9	$\text{POST}(\text{ASSIGN}(A, a), l) \subseteq \text{POST}(\text{ASSIGN}(B, a), l)$	(D6, D8, D0, D2)
D10	$m \in \text{POST}(\text{ASSIGN}(B, e), l)$	(D4, D9)
✱	$(l, m) \in \text{ASSIGN}(B, a)$	(D10, H5)

This completes the first case (C1). Now the second case (C2).

H7	$l \notin \text{EVAL}(A, e)$	(C2)
D3	$\text{POST}(\text{ASSIGN}(A, a), l) = \text{POST}(A, l)$	(H7, H3)
D4	$m \in \text{POST}(\text{ASSIGN}(A, a), l)$	(H2, H5)
D5	$m \in \text{POST}(A, l)$	(D4, D3)
D6	$m \in \text{POST}(B, l)$	(D5, D2)

Also in the second case we distinguish two sub-cases.

$$l \notin \text{EVAL}(B, e); \quad (\text{C2.1})$$

$$l \in \text{EVAL}(B, e). \quad (\text{C2.2})$$

Now the first sub-case.

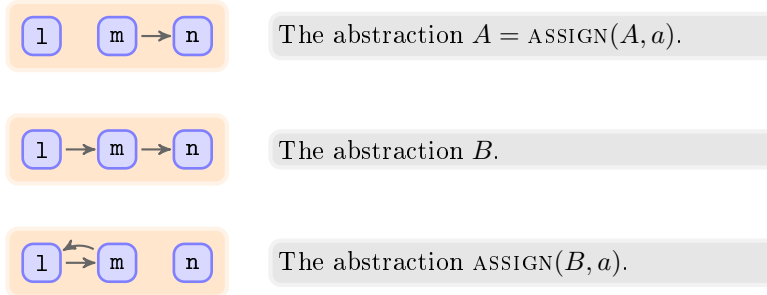
H8	$l \notin \text{EVAL}(B, e)$	(C2.1)
D7	$\text{POST}(\text{ASSIGN}(B, a), l) = \text{POST}(B, l)$	(H8, H3)
D8	$m \in \text{POST}(\text{ASSIGN}(B, a), l)$	(D6, D7)
✕	$(l, m) \in \text{ASSIGN}(B, a)$	(D8, H5)

Now the other second sub-case

H8	$l \in \text{EVAL}(B, e)$	(C2.2)
H9	Lemma 3.33, eval cardinality on the abstract domain.	
D7	$\# \text{EVAL}(A, e) > 0$	(H1, H9)
D8	$\# \text{EVAL}(A, e) \leq \# \text{EVAL}(B, e)$	(D0)
D9	$\# \text{EVAL}(A, e) < \# \text{EVAL}(B, e)$	(D8, H7, H8)
D10	$\# \text{EVAL}(B, e) > 1$	(D9, D7)
D11	$B \subseteq \text{ASSIGN}(B, a)$	(D10, H3)
D12	$(l, m) \in B$	(D6, H5)
✕	$(l, m) \in \text{ASSIGN}(B, a)$	(D12, D11)

□

It is worth stressing that $\gamma(A) \neq \emptyset$ is a necessary hypothesis of Lemma 3.36. Consider indeed the following example: $\mathcal{L} = \{l, m, n\}$ and $A, B \in \mathcal{A}$ such that $A = \{(m, n)\}$ and $B = \{(l, m), (m, n)\}$. We have obviously that $A \subseteq B$. Consider what happens to the arc (m, n) when the assignment $a = (*l, l)$ is performed: $\text{EVAL}(A, *l) = \emptyset$ while $\text{EVAL}(B, *l) = \{m\}$ resulting in $\text{ASSIGN}(A, a) = A$ and $\text{ASSIGN}(B, a) = \{(l, m), (m, l)\}$. Thus $\text{ASSIGN}(A, a) \not\subseteq \text{ASSIGN}(B, a)$.



PROOF. (**Correctness of the assignment, Theorem 3.26.**) Let $A \in \mathcal{A}$, let $C \in \gamma(A)$ and let $a \in \text{Assignments}$.

H0	$C \in \gamma(A)$	
H1	Definition 3.2, the concretization function.	
H2	Lemma 3.36, monotonicity of the assignment.	
D0	$C \subseteq A$	(H0, H1)
D1	$C \in \gamma(C)$	(H1)
D2	$\gamma(C) \neq \emptyset$	(D1)
D3	$\text{ASSIGN}(C, a) \subseteq \text{ASSIGN}(A, a)$	(D0, D2, H2)
D4	$\text{ASSIGN}(C, a) \in \gamma(\text{ASSIGN}(A, a))$	(D3)

□

To proceed in the proof of the correctness of the filter abstract operation, now we reformulate all the previous lemmas on the post function on the prev function.

DEFINITION 3.37. (**Transposed abstract domain.**) *Let*

$$\text{TRAN}: \mathcal{A} \rightarrow \mathcal{A}$$

be defined, for all $A \in \mathcal{A}$, as

$$\text{TRAN}(A) = \{ (m, l) \mid (l, m) \in A \}.$$

LEMMA 3.38. (**Transpose is idempotent.**) *Let $A \in \mathcal{A}$, then*

$$\text{TRAN}(\text{TRAN}(A)) = A.$$

PROOF. This result can be easily derived from the definition of the transpose function (Definition 3.37). □

LEMMA 3.39. (**Duality of prev and post.**) *Let $A \in \mathcal{A}$ and $l \in \mathcal{L}$; then*

$$\text{POST}(A, l) = \text{PREV}(\text{TRAN}(A), l);$$

$$\text{POST}(\text{TRAN}(A), l) = \text{PREV}(A, l).$$

PROOF. Let $A \in \mathcal{A}$ and let $l \in \mathcal{L}$.

TS	$\text{POST}(A, l) = \text{PREV}(\text{TRAN}(A), l)$
H0	Definition 3.3, the prev function.
H1	Definition 3.3, the post function.
H2	Definition 3.37, transposed abstract domain.

We proceed by proving separately the two inclusions

$$\text{POST}(A, l) \subseteq \text{PREV}(\text{TRAN}(A), l); \tag{C1}$$

$$\text{POST}(A, l) \supseteq \text{PREV}(\text{TRAN}(A), l). \tag{C2}$$

Let $m \in \mathcal{L}$. For the first inclusion (C1)

TS	$m \in \text{PREV}(\text{TRAN}(A), l)$	
H3	$m \in \text{POST}(A, l)$	(C1)
D0	$(l, m) \in A$	(H3, H1)
D1	$(m, l) \in \text{TRAN}(A)$	(D0, H2)
✱	$m \in \text{PREV}(\text{TRAN}(A), l)$	(D1, H0)

For the second inclusion (C2)

TS	$m \in \text{POST}(A, l)$	
H3	$m \in \text{PREV}(\text{TRAN}(A), l)$	(C2)
D0	$(m, l) \in \text{TRAN}(A)$	(H3, H0)
D1	$(l, m) \in A$	(D0, H2)
✱	$m \in \text{POST}(A, l)$	(D1, H1)

The other half of this lemma can be proved observing that the transpose function is idempotent and applying this result to the first part of the lemma.

TS	$\text{POST}(\text{TRAN}(A), l) = \text{PREV}(A, l)$	
H0	$\text{POST}(A, l) = \text{PREV}(\text{TRAN}(A), l)$	
H1	Lemma 3.38, transpose is idempotent.	
D0	$\text{PREV}(A, l) = \text{PREV}(\text{TRAN}(\text{TRAN}(A)), l)$	(H1)
D1	$\text{PREV}(\text{TRAN}(\text{TRAN}(A)), l) = \text{POST}(\text{TRAN}(A), l)$	(H0)
✱	$\text{POST}(\text{TRAN}(A), l) = \text{PREV}(A, l)$	(D1, D0)

□

LEMMA 3.40. (**Monotonicity of prev.**) *Let $A, B \in \mathcal{A}$ and $l \in \mathcal{L}$; then*

$$A \subseteq B \implies \text{PREV}(A, l) \subseteq \text{PREV}(B, l).$$

PROOF. Let $A, B \in \mathcal{A}$ such that $A \subseteq B$ and let $l \in \mathcal{L}$.

TS	$\text{PREV}(A, l) \subseteq \text{PREV}(B, l)$	
H0	$A \subseteq B$	
H1	Lemma 3.39, the duality of prev and post.	
H2	Definition 3.37, transposed abstract domain.	
H3	Lemma 3.28, the monotonicity of post.	
D0	$\text{PREV}(A, l) = \text{POST}(\text{TRAN}(A), l)$	(H1)
D1	$\text{PREV}(B, l) = \text{POST}(\text{TRAN}(B), l)$	(H1)
D2	$\text{TRAN}(A) \subseteq \text{TRAN}(B)$	(H2, H0)
D3	$\text{POST}(\text{TRAN}(A), l) \subseteq \text{POST}(\text{TRAN}(B), l)$	(D2, H3)
✱	$\text{PREV}(A, l) \subseteq \text{PREV}(B, l)$	(D3, D1, D0)

□

LEMMA 3.41. (**Duality of extended prev and post.**) *Let $A \in \mathcal{A}$ and $L \subseteq \mathcal{L}$; then*

$$\text{POST}(A, L) = \text{PREV}(\text{TRAN}(A), L);$$

$$\text{POST}(\text{TRAN}(A), L) = \text{PREV}(A, L).$$

PROOF. This result comes easily from the definition of the extended prev and post functions (Definition 3.4) applying the result of duality of prev and post (Lemma 3.39). \square

LEMMA 3.42. (**Monotonicity of the extended prev 1.**) *Let $A, B \in \mathcal{A}$ and $L \subseteq \mathcal{L}$; then*

$$A \subseteq B \implies \text{PREV}(A, L) \subseteq \text{PREV}(B, L).$$

PROOF. Let $A, B \in \mathcal{A}$ such that $A \subseteq B$ and let $L \subseteq \mathcal{L}$.

TS	$\text{PREV}(A, L) \subseteq \text{PREV}(B, L)$	
H0	$A \subseteq B$	
H1	Lemma 3.41, the duality of extended prev and post.	
H2	Definition 3.37, transposed abstract domain.	
H3	Lemma 3.29, the monotonicity of extended post 1.	
D0	$\text{PREV}(A, L) = \text{POST}(\text{TRAN}(A), L)$	(H1)
D1	$\text{PREV}(B, L) = \text{POST}(\text{TRAN}(B), L)$	(H1)
D2	$\text{TRAN}(A) \subseteq \text{TRAN}(B)$	(H2, H0)
D3	$\text{POST}(\text{TRAN}(A), L) \subseteq \text{POST}(\text{TRAN}(B), L)$	(D2, H3)
\boxtimes	$\text{PREV}(A, L) \subseteq \text{PREV}(B, L)$	(D3, D1, D0)

\square

LEMMA 3.43. (**Monotonicity of the extended prev 2.**) *Let $A \in \mathcal{A}$ and $L, M \subseteq \mathcal{L}$; then*

$$L \subseteq M \implies \text{PREV}(A, L) \subseteq \text{PREV}(A, M).$$

PROOF. Let $A \in \mathcal{A}$ and let $L \subseteq M \subseteq \mathcal{L}$.

TS	$\text{PREV}(A, L) \subseteq \text{PREV}(A, M)$	
H0	$L \subseteq M$	
H1	Lemma 3.41, the duality of extended prev and post.	
H2	Lemma 3.30, the monotonicity of extended post 2.	
D0	$\text{PREV}(A, L) = \text{POST}(\text{TRAN}(A), L)$	(H1)
D1	$\text{PREV}(A, M) = \text{POST}(\text{TRAN}(A), M)$	(H1)
D2	$\text{POST}(\text{TRAN}(A), L) \subseteq \text{POST}(\text{TRAN}(A), M)$	(H0, H2)
\boxtimes	$\text{PREV}(A, L) \subseteq \text{PREV}(A, M)$	(D2, D1, D0)

\square

LEMMA 3.44. (**Location closure.**) *Let $A \in \mathcal{A}$ and $l \in \mathcal{L}$; then*

$$\text{POST}(A, l) \neq \emptyset \implies l \in \text{PREV}(A, \text{POST}(A, l)).$$

PROOF. Let $A \in \mathcal{A}$ and let $l \in \mathcal{L}$ such that $\text{POST}(A, l) \neq \emptyset$. Let then $m \in \text{POST}(A, l)$.

TS	$l \in \text{PREV}(A, \text{POST}(A, l))$	
H0	$m \in \text{POST}(A, l)$	
H1	Lemma 3.43, monotonicity of extended prev 2.	
H2	Definition 3.3, the prev function.	
H3	Definition 3.3, the post function.	
D0	$\text{PREV}(A, \{m\}) \subseteq \text{PREV}(A, \text{POST}(A, l))$	(H0, H1)
D1	$(l, m) \in A$	(H0, H3)
D2	$l \in \text{PREV}(A, \{m\})$	(D1, H2)
✱	$l \in \text{PREV}(A, \text{POST}(A, l))$	(D2, D0)

□

LEMMA 3.45. (**Extended location closure.**) *Let $A \in \mathcal{A}$ and $L \subseteq \mathcal{L}$; then*

$$\gamma(A) \neq \emptyset \implies L \subseteq \text{PREV}(A, \text{POST}(A, L)).$$

PROOF. Let $A \in \mathcal{A}$ such that $\gamma(A) \neq \emptyset$ and let $L \subseteq \mathcal{L}$. If $L = \emptyset$ then the thesis is trivially verified. Otherwise, let $l \in L$.

TS	$l \in \text{PREV}(A, \text{POST}(A, L))$	
H0	$l \in L$	
H1	$\gamma(A) \neq \emptyset$	
H2	Definition 3.2, concretization function.	
H3	Lemma 3.44, location closure.	
H4	Lemma 3.30, monotonicity of post 2.	
H5	Lemma 3.43, monotonicity of prev 2.	
D0	$\text{POST}(A, l) \neq \emptyset$	(H1, H2)
D1	$l \in \text{PREV}(A, \text{POST}(A, \{l\}))$	(D0, H3)
D2	$\text{POST}(A, \{l\}) \subseteq \text{POST}(A, L)$	(H0, H4)
D3	$\text{PREV}(A, \text{POST}(A, \{l\})) \subseteq \text{PREV}(A, \text{POST}(A, L))$	(D2, H5)
✱	$l \in \text{PREV}(A, \text{POST}(A, L))$	(D1, D3)

□

LEMMA 3.46. (**Monotonicity of extended eval 3.**) *Let $A \in \mathcal{A}$, $e \in \text{Expr}$ and $i \in \mathbb{N}$; then*

$$\gamma(A) \neq \emptyset \implies \text{EVAL}(A, e, i+1) \subseteq \text{PREV}(A, \text{EVAL}(A, e, i)).$$

PROOF. Let $A \in \mathcal{A}$ such that $\gamma(A) \neq \emptyset$, let $e \in \text{Expr}$ and let $i \in \mathbb{N}$. We proceed by induction on the definition of the extended eval function.

TS	$\text{EVAL}(A, e, i+1) \subseteq \text{PREV}(A, \text{EVAL}(A, e, i))$	
H0	Definition 3.14, the extended eval function.	
H1	$\gamma(A) \neq \emptyset$	

For every i let $e = l \in \mathcal{L}$.

TS	$\text{EVAL}(A, l, i+1) \subseteq \text{PREV}(A, \text{EVAL}(A, l, i))$	
D0	$\text{EVAL}(A, l, i+1) = \emptyset$	(H0)
✱	$\text{EVAL}(A, l, i+1) \subseteq \text{PREV}(A, \text{EVAL}(A, l, i))$	(D0)

Let $e = *f$ with $f \in \text{Expr}$. For $i = 0$

TS	$\text{EVAL}(A, *f, 1) \subseteq \text{PREV}(A, \text{EVAL}(A, *f, 0))$	
H2	Definition 3.6, the eval function.	
H3	Lemma 3.45, the extended location closure.	
D0	$\text{EVAL}(A, *f, 1) = \text{EVAL}(A, f)$	(H0)
D1	$\text{EVAL}(A, *f, 0) = \text{EVAL}(A, *f)$	(H0)
D2	$\text{EVAL}(A, *f) = \text{POST}(A, \text{EVAL}(A, f))$	(H2)
D3	$\text{EVAL}(A, *f, 0) = \text{POST}(A, \text{EVAL}(A, f))$	(D1, D2)
D4	$\text{EVAL}(A, f) \subseteq \text{PREV}(A, \text{POST}(A, \text{EVAL}(A, f)))$	(H3, H1)
D5	$\text{EVAL}(A, f) \subseteq \text{PREV}(A, \text{EVAL}(A, *f, 0))$	(D3, D4)
✕	$\text{EVAL}(A, *f, 1) \subseteq \text{PREV}(A, \text{EVAL}(A, *f, 0))$	(D5, D0)

For $i > 0$ for convenience of notation let $i = j + 1$.

TS	$\text{EVAL}(A, *f, j+2) \subseteq \text{PREV}(A, \text{EVAL}(A, *f, j+1))$	
H2	$\text{EVAL}(A, *f, j+1) \subseteq \text{PREV}(A, \text{EVAL}(A, *f, j))$	(ind. hyp.)
D0	$\text{EVAL}(A, *f, j+2) = \text{EVAL}(A, *f, j+1)$	(H0)
D1	$\text{EVAL}(A, *f, j+1) = \text{EVAL}(A, *f, j)$	(H0)
✕	$\text{EVAL}(A, *f, j+2) \subseteq \text{PREV}(A, \text{EVAL}(A, *f, j+1))$	(D1, D0, H2)

□

LEMMA 3.47. (Monotonicity of extended eval 3b.) *Let $A \in \mathcal{A}$, $e \in \text{Expr}$ and $i \in \mathbb{N}$; then*

$$\gamma(A) \neq \emptyset \implies \text{POST}(A, \text{EVAL}(A, e, i+1)) \subseteq \text{EVAL}(A, e, i).$$

PROOF. Let $A \in \mathcal{A}$ such that $\gamma(A) \neq \emptyset$, let $e \in \text{Expr}$ and let $i \in \mathbb{N}$. We proceed again by induction on the definition of the extended eval function.

TS	$\text{POST}(A, \text{EVAL}(A, e, i+1)) \subseteq \text{EVAL}(A, e, i)$
H0	Definition 3.14, the extended eval function.
H1	$\gamma(A) \neq \emptyset$

For every i let $e = l \in \mathcal{L}$.

TS	$\text{POST}(A, \text{EVAL}(A, l, i+1)) \subseteq \text{EVAL}(A, l, i)$	
H2	Definition 3.3, post function.	
D0	$\text{EVAL}(A, l, i+1) = \emptyset$	(H0)
D1	$\text{POST}(A, \text{EVAL}(A, l, i+1)) = \emptyset$	(D0, H2)
✕	$\text{POST}(A, \text{EVAL}(A, l, i+1)) \subseteq \text{EVAL}(A, l, i)$	(D1)

Let $e = *f$ with $f \in \text{Expr}$. For $i = 0$

TS	$\text{POST}(A, \text{EVAL}(A, *f, 1)) \subseteq \text{EVAL}(A, *f, 0)$	
H2	Definition 3.6, the eval function.	
H3	Lemma 3.45, the extended location closure.	
D0	$\text{EVAL}(A, *f, 1) = \text{EVAL}(A, f)$	(H0)
D1	$\text{POST}(A, \text{EVAL}(A, *f, 1)) = \text{POST}(A, \text{EVAL}(A, f))$	(D0)
D2	$\text{POST}(A, \text{EVAL}(A, *f, 1)) = \text{EVAL}(A, *f)$	(D1, H2)
✕	$\text{POST}(A, \text{EVAL}(A, *f, 1)) = \text{EVAL}(A, *f, 0)$	(D2, H0)

For $i > 0$ for convenience of notation let $i = j + 1$.

TS	$\text{POST}(A, \text{EVAL}(A, *f, j+2)) \subseteq \text{EVAL}(A, *f, j+1)$	
H2	$\text{POST}(A, \text{EVAL}(A, f, j+1)) \subseteq \text{EVAL}(A, f, j)$	(ind. hyp.)
D0	$\text{EVAL}(A, *f, j+2) = \text{EVAL}(A, f, j+1)$	(H0)
D1	$\text{EVAL}(A, *f, j+1) = \text{EVAL}(A, f, j)$	(H0)
✕	$\text{POST}(A, \text{EVAL}(A, *f, j+2)) \subseteq \text{EVAL}(A, *f, j+1)$	(D1, D0, H2)

□

LEMMA 3.48. (**Monotonicity of target.**) *Let $A, B \in \mathcal{A}$, $e \in \text{Expr}$, $L \subseteq \mathcal{L}$ and $i, j \in \mathbb{N}$; then*

$$(A \subseteq B \wedge i \leq j \wedge \gamma(A) \neq \emptyset) \implies \\ (\text{EVAL}(A, e, i) \subseteq \text{TARG}(B, L, e, i) \implies \text{EVAL}(A, e, j) \subseteq \text{TARG}(B, L, e, j))$$

PROOF. Note that if $i = j$ then the consequent of the implication in the above statement is always true thus the thesis is trivially verified. For the case $i < j$ we will prove that

$$(A \subseteq B \wedge \gamma(A) \neq \emptyset) \implies \\ (\text{EVAL}(A, e, i) \subseteq \text{TARG}(B, L, e, i) \implies \text{EVAL}(A, e, i+1) \subseteq \text{TARG}(B, L, e, i+1))$$

as this implies, by a trivial induction on i , the original result. Let $A, B \in \mathcal{A}$ such that $A \subseteq B$ and $\gamma(A) \neq \emptyset$, let $i \in \mathbb{N}$, $e \in \text{Expr}$ and $L \subseteq \mathcal{L}$.

TS	$\text{EVAL}(A, e, i + 1) \subseteq \text{TARG}(B, L, e, i + 1)$	
H0	$A \subseteq B$	
H1	$\text{EVAL}(A, e, i) \subseteq \text{TARG}(B, L, e, i)$	
H2	$\gamma(A) \neq \emptyset$	
H3	Definition 3.15, the target function.	
H4	Lemma 3.46, monotonicity of the extended eval 3.	
H5	Lemma 3.42, monotonicity of the extended prev 1.	
H6	Lemma 3.43, monotonicity of the extended prev 2.	
H7	Lemma 3.32, monotonicity of the extended eval 1.	
D0	$\text{TARG}(B, L, e, i + 1)$	
	$= \text{EVAL}(B, e, i + 1) \cap \text{PREV}(B, \text{TARG}(B, L, e, i))$	(H3)
D1	$\text{EVAL}(A, e, i + 1) \subseteq \text{EVAL}(B, e, i + 1)$	(H7)
D2	$\text{EVAL}(A, e, i + 1) \subseteq \text{PREV}(A, \text{EVAL}(A, e, i))$	(H2, H4)
D3	$\text{EVAL}(A, e, i + 1) \subseteq \text{PREV}(B, \text{EVAL}(A, e, i))$	(D2, H0, H5)
D4	$\text{EVAL}(A, e, i + 1) \subseteq \text{PREV}(B, \text{TARG}(B, L, e, i))$	(D3, H1, H6)
D5	$\text{EVAL}(A, e, i + 1)$	
	$\subseteq \text{EVAL}(B, e, i + 1) \cap \text{PREV}(B, \text{TARG}(B, L, e, i))$	(D1, D4)
✱	$\text{EVAL}(A, e, i + 1) \subseteq \text{TARG}(B, L, e, i + 1)$	(D5, D0)

□

LEMMA 3.49. (**Generalized correctness of filter 2.**) *Let $A, B \in \mathcal{A}$, $L \subseteq \mathcal{L}$ and $e \in \text{Expr}$; then*

$$(A \subseteq B \wedge \gamma(A) \neq \emptyset \wedge \text{EVAL}(A, e) \subseteq L) \implies A \subseteq \phi(B, L, e).$$

PROOF. Let $A, B \in \mathcal{A}$, let $L \subseteq \mathcal{L}$ and let $e \in \text{Expr}$. We distinguish two cases

$$e = l \in \mathcal{L}; \tag{C1}$$

$$e = *f \in \text{Expr} \setminus \mathcal{L}. \tag{C2}$$

For the first case (C1) let $l \in \mathcal{L}$. We have

TS	$A \subseteq \phi(B, L, l)$	
H0	Definition 3.17, filter 2.	
H1	$\text{EVAL}(A, l) \subseteq L$	
H2	Definition 3.6, the eval function.	
H3	$A \subseteq B$	
D0	$\text{EVAL}(A, l) = \{l\}$	(H2)
D1	$l \in L$	(D0, H1)
D2	$\text{EVAL}(B, l) = \{l\}$	(H2)
D3	$\text{EVAL}(B, l) \subseteq L$	(D1, D2)
D4	$\phi(B, L, l) = B$	(H0, D3)
✱	$A \subseteq \phi(B, L, l)$	(D4, H3)

Now the second case (C2).

TS	$A \subseteq \phi(B, L, e)$	
H0	$\text{EVAL}(A, e) \subseteq L$	
H1	$A \subseteq B$	
H2	$\gamma(A) \neq \emptyset$	
H3	Definition 3.17, filter 2.	
H4	Definition 3.16, filter 1.	
T0	$A \subseteq \bigcap_{i \in \mathbb{N}} \phi(B, L, e, i)$	(TS, H3)
T1	$\forall i \in \mathbb{N} : A \subseteq \phi(B, L, e, i)$	(T0)
T2	$\forall (l, m) \in A : \forall i \in \mathbb{N} : (l, m) \in \phi(B, L, e, i)$	(T1)

To prove TS we will prove the equivalent result T2. Let $(l, m) \in A$ and let $i \in \mathbb{N}$.

TS	$(l, m) \in \phi(B, L, e, i)$
H5	$(l, m) \in A$

We proceed by induction on i . For the base case let $i = 0$.

TS	$(l, m) \in \phi(B, L, e, 0)$	
D0	$\phi(B, L, e, 0) = B$	(H4)
D1	$(l, m) \in B$	(H5, H1)
✱	$(l, m) \in \phi(B, L, e, 0)$	(D1, D0)

For the inductive case let $i > 0$. For convenience of notation let $j \in \mathbb{N}$ such that $i = j + 1$

TS	$(l, m) \in \phi(B, L, e, j + 1)$	
H6	$(l, m) \in \phi(B, L, e, j)$	(hyp. ind.)

We distinguish two cases depending on the cardinality of the target set

$$\# \text{TARG}(B, L, e, j + 1) \neq 1; \quad (\text{C2.1})$$

$$\# \text{TARG}(B, L, e, j + 1) = 1. \quad (\text{C2.2})$$

For the first case (C2.1), we have

H7	$\# \text{TARG}(B, L, e, j + 1) \neq 1$	(C2.1)
D0	$\phi(B, L, e, j + 1) = \phi(B, L, e, j)$	(H7, H4)
✱	$(l, m) \in \phi(B, L, e, j + 1)$	(D0, H6)

For the second case (C2.2), assume that

H7	$\# \text{TARG}(B, L, e, j + 1) = 1$	(C2.2)
D0	$\phi(B, L, e, j + 1) = \phi(B, L, e, j)$	
	$\setminus \left(\text{TARG}(B, L, e, j + 1) \times (\mathcal{L} \setminus \text{TARG}(B, L, e, j)) \right)$	(H7, H4)

We distinguish two sub-cases

$$l \notin \text{TARG}(B, L, e, j + 1); \quad (\text{C2.2.1})$$

$$l \in \text{TARG}(B, L, e, j + 1). \quad (\text{C2.2.2})$$

For the first sub-case (C2.2.1) assume that

H8	$l \notin \text{TARG}(B, L, e, j + 1)$	(C2.2.1)
D1	$(l, m) \notin \text{TARG}(B, L, e, j + 1) \times (\mathcal{L} \setminus \text{TARG}(B, L, e, j))$	(H8)
✕	$(l, m) \in \phi(B, L, e, j + 1)$	(D1, D0, H6)

For the second sub-case (C2.2.2) we have

H8	$l \in \text{TARG}(B, L, e, j + 1)$	(C2.2.2)
H9	Lemma 3.31, monotonicity of eval.	
H10	Definition 3.15, the target function.	
H11	Definition 3.14, the extended eval function.	
H12	Lemma 3.48, monotonicity of target.	
H13	Lemma 3.34, ext. eval cardinality.	
H14	Definition 3.3, the post function.	
H15	Lemma 3.47, monotonicity of ext. eval 3b.	
D1	$\text{EVAL}(A, e) \subseteq \text{EVAL}(B, e)$	(H1, H9)
D2	$\text{EVAL}(A, e) \subseteq L \cap \text{EVAL}(B, e)$	(D1, H0)
D3	$\text{TARG}(B, L, e, 0) = L \cap \text{EVAL}(B, e)$	(H10)
D4	$\text{EVAL}(A, e) \subseteq \text{TARG}(B, L, e, 0)$	(D2, D3)
D5	$\text{EVAL}(A, e, 0) \subseteq \text{TARG}(B, L, e, 0)$	(D4, H11)
D6	$\text{EVAL}(A, e, j + 1) \subseteq \text{TARG}(B, L, e, j + 1)$	(D5, H1, H2, H12)
D7	$\text{EVAL}(A, e, j) \subseteq \text{TARG}(B, L, e, j)$	(D5, H1, H2, H12)
D8	$\text{TARG}(B, L, e, j + 1) = \text{EVAL}(B, L, e, j + 1) \cap \text{PREV}(B, \text{TARG}(B, L, e, j))$	(H10)
D9	$\text{TARG}(B, L, e, j + 1) \subseteq \text{EVAL}(B, L, e, j + 1)$	(D8)
D10	$l \in \text{EVAL}(B, L, e, j + 1)$	(H8, D9)
D11	$\# \text{EVAL}(B, L, e, j + 1) > 0$	(D10)
D12	$\# \text{EVAL}(A, L, e, j + 1) > 0$	(H13, H1, H2, D11)
D13	$\{l\} = \text{TARG}(B, L, e, j + 1)$	(H7, H8)
D14	$\{l\} = \text{EVAL}(A, e, j + 1)$	(D13, D12, D6)
D15	$m \in \text{POST}(A, l)$	(H5, H14)
D16	$m \in \text{POST}(A, \text{EVAL}(A, e, j + 1))$	(D15, D14)
D17	$\text{POST}(A, \text{EVAL}(A, e, j + 1)) \subseteq \text{EVAL}(A, e, j)$	(H2, H15)
D18	$m \in \text{EVAL}(A, e, j)$	(D16, D17)
D19	$m \in \text{TARG}(B, L, e, j)$	(D7, D18)
D20	$m \notin \mathcal{L} \setminus \text{TARG}(B, L, e, j)$	(D19)
D21	$(l, m) \notin \text{TARG}(B, L, e, j + 1) \times (\mathcal{L} \setminus \text{TARG}(B, L, e, j))$	(D20)
✕	$(l, m) \in \phi(B, L, e, j + 1)$	(D21, H6, D0)

□

LEMMA 3.50. (Correctness of filter 2.) *Let $A \in \mathcal{A}$, $L \subseteq \mathcal{L}$ and $e \in \text{Expr}$; then*

$$\forall C \in \gamma(A) : \text{EVAL}(C, e) \subseteq L \implies C \in \gamma(\phi(A, L, e)).$$

PROOF. This is a simple corollary of Lemma 3.49. Let $A \in \mathcal{A}$ and let $C \in \gamma(A)$. Let $e \in \text{Expr}$ and let $L \subseteq \mathcal{L}$ such that $\text{EVAL}(C, e) \subseteq L$.

TS	$C \in \gamma(\phi(A, L, e))$	
H0	$\text{EVAL}(C, e) \subseteq L$	
H1	$C \in \gamma(A)$	
H2	Lemma 3.49, generalized correctness of filter.	
H3	Definition 3.2, concretization function.	
D0	$C \in \gamma(C)$	(H3)
D1	$\gamma(C) \neq \emptyset$	(D0)
D2	$C \subseteq A$	(H1, H3)
D3	$C \subseteq \phi(A, L, e)$	(D2, D1, H0, H2)
✕	$C \in \gamma(\phi(A, L, e))$	(D3, H3)

□

LEMMA 3.51. (**Equality target.**) *Let $A \in \mathcal{A}$ and $e, f \in \text{Expr}$. For convenience of notation let $c \in \text{Cond}$ be such that $c = (\text{eq}, e, f)$. Finally, let $C \in \phi(\gamma(A), c)$. Then*

$$\text{EVAL}(C, e) \subseteq \text{EVAL}(A, e) \cap \text{EVAL}(A, f).$$

PROOF. Let $A \in \mathcal{A}$, let $(\text{eq}, e, f) = c \in \text{Cond}$ and let $C \in \mathcal{C}$ such that $C \in \phi(\gamma(A), c)$. Note that from the definition of the concrete semantics of the filter operation (Definition 3.13) we have

$$\phi(\gamma(A), c) = \gamma(A) \cap \text{MODELSET}(c).$$

Thus, $C \in \text{MODELSET}(c)$ and $C \in \gamma(A)$.

TS	$\text{EVAL}(C, e) \subseteq \text{EVAL}(A, e) \cap \text{EVAL}(A, f)$	
H0	$C \in \text{MODELSET}(c)$	
H1	$C \in \gamma(A)$	
H2	Definition 3.9, value of conditions.	
H3	Definition 3.2, concretization function.	
H4	Lemma 3.31, monotonicity of the eval function.	
D0	$C \models c$	(H0)
D1	$\text{EVAL}(C, e) = \text{EVAL}(C, f)$	(H2, D0)
D2	$C \subseteq A$	(H1, H3)
D3	$\text{EVAL}(C, e) \subseteq \text{EVAL}(A, e)$	(D2, H4)
D4	$\text{EVAL}(C, f) \subseteq \text{EVAL}(A, f)$	(D2, H4)
D5	$\text{EVAL}(C, e) \subseteq \text{EVAL}(A, f)$	(D4, D1)
✕	$\text{EVAL}(C, e) \subseteq \text{EVAL}(A, e) \cap \text{EVAL}(A, f)$	(D4, D5)

□

LEMMA 3.52. (**Inequality target.**) *Let $A \in \mathcal{A}$ and $e, f \in \text{Expr}$. For convenience of notation let $c \in \text{Cond}$ be such that $c = (\text{neq}, e, f)$. Let $C \in \phi(\gamma(A), c)$ and let*

$$I = \text{EVAL}(A, e) \cap \text{EVAL}(A, f),$$

$$E = \text{EVAL}(A, e) \setminus \text{EVAL}(A, f),$$

$$F = \text{EVAL}(A, f) \setminus \text{EVAL}(A, e).$$

Then

$$\#I = 1 \implies \text{EVAL}(C, e) \subseteq E \vee \text{EVAL}(C, f) \subseteq F.$$

PROOF. Let $A \in \mathcal{A}$, let $(\text{neq}, e, f) = c \in \text{Cond}$ and let $C \in \mathcal{C}$. To show the thesis we assume that $\#I = 1$ and $\text{EVAL}(Ce) \not\subseteq E$ and then we show that $\text{EVAL}(C, f) \subseteq F$.

TS	$\text{EVAL}(C, f) \subseteq \text{EVAL}(A, f) \setminus \text{EVAL}(A, e)$	
H0	$C \in \gamma(A)$	
H1	$C \models c$	
H2	$\#(\text{EVAL}(A, e) \cap \text{EVAL}(A, f)) = 1$	
H3	$\neg(\text{EVAL}(C, e) \subseteq \text{EVAL}(A, e) \setminus \text{EVAL}(A, f))$	
H4	Definition 3.2, the concretization function.	
H5	Lemma 3.31, monotonicity of eval.	
H6	Definition 3.9, value of conditions.	
H7	Lemma 3.19, eval cardinality on \mathcal{C} .	
D0	$\neg(\text{EVAL}(C, e) \subseteq \text{EVAL}(A, e) \wedge \text{EVAL}(C, e) \not\subseteq \text{EVAL}(A, f))$	(H3)
D1	$\text{EVAL}(C, e) \not\subseteq \text{EVAL}(A, e) \vee \text{EVAL}(C, e) \subseteq \text{EVAL}(A, f)$	(D0)
D2	$C \subseteq A$	(H0, H4)
D3	$\text{EVAL}(C, e) \subseteq \text{EVAL}(A, e)$	(D2, H5)
D4	$\text{EVAL}(C, e) \subseteq \text{EVAL}(A, e) \wedge \text{EVAL}(C, e) \subseteq \text{EVAL}(A, f)$	(D3, D1)
D5	$\text{EVAL}(C, e) \subseteq \text{EVAL}(A, e) \cap \text{EVAL}(A, f)$	(D4)
D6	$\#\text{EVAL}(C, e) = 1$	(H7)
D7	$\text{EVAL}(C, e) = \text{EVAL}(A, e) \cap \text{EVAL}(A, f)$	(H2, D6, D5)
D8	$\text{EVAL}(C, e) \neq \text{EVAL}(C, f)$	(H1, H6)
D9	$\text{EVAL}(C, f) \neq \text{EVAL}(A, e) \cap \text{EVAL}(A, f)$	(D6, D5, H2)
D10	$\#\text{EVAL}(C, f) = 1$	(H7)
D11	$\text{EVAL}(C, f) \not\subseteq \text{EVAL}(A, e) \cap \text{EVAL}(A, f)$	(D10, D9)
D12	$\text{EVAL}(C, f) \not\subseteq \text{EVAL}(A, e) \vee \text{EVAL}(C, f) \not\subseteq \text{EVAL}(A, f)$	(D11)
D13	$\text{EVAL}(C, f) \subseteq \text{EVAL}(A, f)$	(D2, H5)
D14	$\text{EVAL}(C, f) \subseteq \text{EVAL}(A, f) \wedge \text{EVAL}(C, f) \not\subseteq \text{EVAL}(A, e)$	(D13, D12)
✱	$\text{EVAL}(C, f) \subseteq \text{EVAL}(A, f) \setminus \text{EVAL}(A, e)$	(D14)

□

PROOF. (**Correctness of the filter, Theorem 3.27.**) Let $A \in \mathcal{A}$, let $c \in \text{Cond}$ and let $C \in \mathcal{C}$. For convenience of notation let $I = \text{EVAL}(A, e) \cap \text{EVAL}(A, f)$.

TS	$C \in \gamma(\phi(A, c))$
H0	$C \models c$
H1	$C \in \gamma(A)$
H2	Lemma 3.50, correctness of filter 2.
H3	Definition 3.18, filter 3.
H4	Definition 3.2, concretization function.

We distinguish two cases

$$c = (\text{eq}, e, f); \tag{C1}$$

$$c = (\text{neq}, e, f). \tag{C2}$$

For the first case (C1) let $c = (\text{eq}, e, f)$.

H5	Lemma 3.51, the equality target.	
D0	$\text{EVAL}(C, e) \subseteq I$	(H5, H1, H0)
D1	$\text{EVAL}(C, f) \subseteq I$	(H5, H1, H0)
D2	$C \in \gamma(\phi(A, I, e))$	(D0, H1, H2)
D3	$C \in \gamma(\phi(A, I, f))$	(D1, H1, H2)
D4	$C \subseteq \phi(A, I, e)$	(D2, H4)
D5	$C \subseteq \phi(A, I, f)$	(D3, H4)
D6	$\phi(A, c) = \phi(A, I, e) \cap \phi(A, I, f)$	(H3)
D7	$C \subseteq \phi(A, I, e) \cap \phi(A, I, f)$	(D5, D4)
D8	$C \subseteq \phi(A, c)$	(D7, D6)
✘	$C \in \gamma(\phi(A, c))$	(D8, H4)

For the second case (C2) let $c = (\text{neq}, e, f)$. We distinguish two sub-cases.

$$\#I \neq 1; \quad (\text{C2.1})$$

$$\#I = 1. \quad (\text{C2.2})$$

For the first sub-case (C2.1)

H5	$\#I \neq 1$	(C2.1)
D0	$\phi(A, c) = A$	(H3, H5)
✘	$C \in \gamma(\phi(A, c))$	(D0, H1)

In the second sub-case (C2.2) for convenience of notation let $E, F \subseteq \mathcal{L}$ be defined as

$$E = \text{EVAL}(A, e) \setminus \text{EVAL}(A, f),$$

$$F = \text{EVAL}(A, f) \setminus \text{EVAL}(A, e).$$

H5	$\#I = 1$	(C2.1)
H6	Lemma 3.52, the inequality target.	
D0	$\phi(A, c) = \phi(A, E, e) \cup \phi(A, F, f)$	(H3, H5)
D1	$\text{EVAL}(C, e) \subseteq E \vee \text{EVAL}(C, f) \subseteq F$	(H6, H5, H1, H0)
D2	$\text{EVAL}(C, e) \subseteq E \implies C \in \gamma(\phi(A, E, e))$	(H2, H1)
D3	$\text{EVAL}(C, f) \subseteq F \implies C \in \gamma(\phi(A, F, f))$	(H2, H1)
D4	$C \in \gamma(\phi(A, E, e)) \vee C \in \gamma(\phi(A, F, f))$	(D1, D2, D3)
D5	$C \subseteq \phi(A, E, e) \vee C \subseteq \phi(A, F, f)$	(D4, H4)
D6	$C \subseteq \phi(A, E, e) \cup \phi(A, F, f)$	(D5)
D7	$C \subseteq \phi(A, c)$	(D6, D0)
✘	$C \in \gamma(\phi(A, c))$	(D7, H4)

□

4. PRECISION LIMITS

This section presents some considerations about the precision of the analysis; starting from questions that regard the points-to *representation*, that is, common to all points-to methods; to questions about the specific method presented.

4.1 Precision of the Points-To Representation

Reconsider now the correctness results presented in Theorem 3.26 and 3.27. Let $A \in \mathcal{A}$ and $a \in \text{Assignments}$, the correctness of the assignment

$$\gamma(\text{ASSIGN}(A, a)) \supseteq \text{ASSIGN}(\gamma(A), a),$$

using the definition of the abstraction function (Definition 3.2) and Lemma 3.24, implies that

$$\begin{aligned} \text{ASSIGN}(A, a) &\supseteq \alpha(\text{ASSIGN}(\gamma(A), c)) \\ &= \bigcup \{ C \mid C \in \text{ASSIGN}(\gamma(A), c) \} \\ &= \bigcup \{ \text{ASSIGN}(C, a) \mid C \in \gamma(A) \}. \end{aligned}$$

Moreover, given $c \in \text{Cond}$, the correctness of the filter

$$\gamma(\phi(A), c) \supseteq \phi(\gamma(A), c),$$

using Lemma 3.24, implies that

$$\begin{aligned} \phi(A, c) &\supseteq \alpha(\phi(\gamma(A), c)) \\ &= \bigcup \{ C \mid C \in \phi(\gamma(A), c) \} \\ &= \bigcup \{ C \mid C \in \gamma(A) \cap \text{MODELSET}(c) \}. \end{aligned}$$

Expressed in this form, the correctness results highlight the attribute independent nature of the points-to abstract domain; in this sense these results provide a limit to the precision attainable. Note that these limits,

$$\begin{aligned} &\bigcup \{ \text{ASSIGN}(C, a) \mid C \in \gamma(A) \}, \\ &\bigcup \{ C \mid C \in \gamma(A) \cap \text{MODELSET}(c) \}, \end{aligned}$$

do not depend in any way on the definition of the abstract operations but only on the characteristics of the abstract and concrete domains (Definition 3.1), their semantics (Definition 3.2) and on the concrete semantics of the operations (Definition 3.12 and 3.13). In other words, these are limitations of the *points-to representation* and are thus common to any method based on it. In Section 2.7 we have presented an example of the limitations of the *alias query representation*; now we show some examples of the limitations of the *points-to* representation, which is strictly less powerful.

EXAMPLE 10. *An abstract alias query is able to correctly represent when two pointers point to the same location, also when the pointed location is not known. The points-to representation is unable to do it, as illustrated in Listing 25: at line 7 the abstract alias query that approximates the program is able express that in all of the possible executions, the expressions ‘*p’ and ‘*q’ are aliases, that is the variables ‘p’ and ‘q’ point to the same location. On the other hand, the most*

```

1 int a, b, *p, *q;
2 if (...) p = &a;
3 else    p = &b;
4 // EVAL(*p) = {a, b}
5 q = p;
6 // EVAL(*p) = EVAL(*q) = {a, b}
7 ...

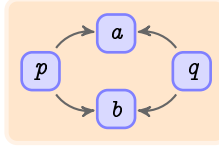
```

Listing 25: in this example two executions are possible. However, in both of them at line 7 the pointers ‘p’ and ‘q’ point to the same location.

precise points-to approximation cannot capture this fact. Let $A \in \mathcal{A}$ where

$$\mathcal{L} = \{p, q, a, b\},$$

$$A = \{(p, a), (p, b), (q, a), (q, b)\}.$$



We have $\gamma(A) = \{C_0, C_1, C_2, C_3\}$ where

$$C_0 = \{(p, a), (q, a)\},$$

$$C_1 = \{(p, b), (q, b)\},$$

$$C_2 = \{(p, b), (q, a)\},$$

$$C_3 = \{(p, a), (q, b)\}.$$

Consider the condition $(\text{eq}, *p, *q) = c \in \text{Cond}$; we have

$$\phi(\gamma(A), c) = \gamma(A) \cap \text{MODELSET}(c) = \{C_0, C_1\};$$

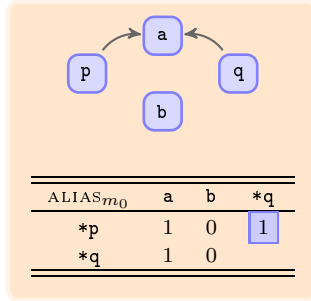
but the abstraction yields

$$\alpha(\phi(\gamma(A), c)) = \alpha(\{C_0, C_1\}) = C_0 \cup C_1 = \{(p, a), (q, a), (p, b), (q, b)\} = A.$$

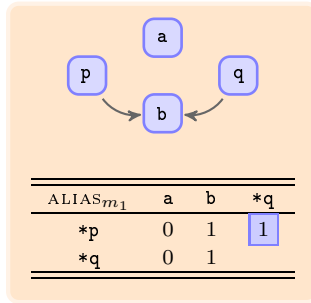
The $\alpha(\{C_0, C_1\})$ is the most precise points-to abstraction that approximates both C_0 and C_1 ; however, it also approximates C_2 and C_3 , which are not models of the condition c . Again, this is due to the fact that the points-to representation is attribute independent: in the above example we are unable to record that when a concrete element C is such that $C \models c$ and $(p, a) \in C$ then also $(q, a) \in C$. This situation is also illustrated in Figures 18 and 19.

In other words, this example shows that it is not possible to define the filter operation such that it always filters away all the concrete points-to descriptions that are not model of the supplied condition c . In symbols:

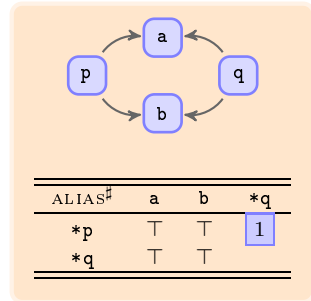
$$\neg(\forall A \in \mathcal{A} : \forall c \in \text{Cond} : \gamma(\phi(A, c)) \subseteq \text{MODELSET}(c)).$$



Below, an extract of the concrete alias query ALIAS_{m_0} induced by the concrete memory description $m_0 \in \text{Mem}$. Above, a graphical representation of the points-to information $C_0 \in \mathcal{C}$ associated to the same memory.



As above, on the concrete memory description $m_1 \in \text{Mem}$.



Above, a graphical representation of the points-to abstraction A

$$\alpha(\{C_0, C_1\}) = C_0 \cup C_1 = A \in \mathcal{A}.$$

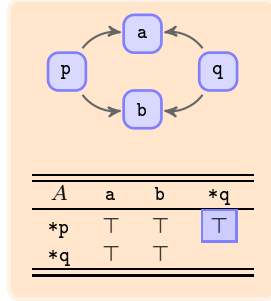
Below, an extract of the abstract alias query

$$\begin{aligned} \alpha(\{\text{ALIAS}_{m_0}, \text{ALIAS}_{m_1}\}) \\ &= \text{ALIAS}_{m_0} \sqcup \text{ALIAS}_{m_1} \\ &= \text{ALIAS}^{\#} \in \text{AliasQ}^{\#}. \end{aligned}$$

Note that $\text{ALIAS}^{\#}(*p, *q) = 1$, that is the abstract alias query is able to represent that ‘p’ and ‘q’ always point to the same location.

Fig. 18: a representation of the points-to and alias information associated to the code in Listing 25.

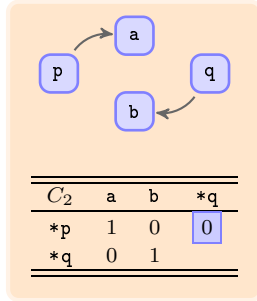
EXAMPLE 11. *The points-to representation keeps track only of the relations between pointers and pointed objects that span exactly one level of indirection. For example, in Listing 26, the points-to representation is unable to natively express that ‘**r’ is an alias of ‘b’, this information —though present in the complete alias relation— is inferred from the points-to pairs explicitly memorized by applying the transitive property: it is known that ‘r’ points to ‘p’ and that ‘p’ points to ‘b’; then it can be deduced that ‘*r’ points to ‘b’. But this step causes a loss of accuracy when there are more intermediate variables (Figure 20). The alias query representation is able describe that after the execution of line 9, the expression ‘**r’ is definitely an alias of ‘b’, whereas the points-to representation fails to do it. Let $A \in \mathcal{A}$ such*



Here both the table and the graph represent the points-to information A . Note that

$$\#(\text{EVAL}(A, *p)) > 1;$$

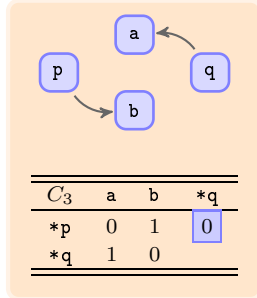
that is (Definition 3.7) $A(*p, *q) = \top$, i.e., the points-to representation is unable to express that 'p' and 'q' will definitely point to the same location.



The concrete points-to information $C_2 \in \mathcal{C}$ is a spurious element of $\gamma(A)$. Note that

$$\text{ALIAS}_{C_2} \notin \gamma(\text{ALIAS}^\#);$$

that is the concrete alias relation ALIAS_{C_2} induced by C_2 would not be generated using the alias representation.



The concrete points-to information $C_3 \in \mathcal{C}$ is another spurious element of $\gamma(A)$. Note that:

$$\gamma(A) = \{C_0, C_1, C_2, C_3\};$$

$$\gamma(\text{ALIAS}^\#) = \{\text{ALIAS}_{C_0}, \text{ALIAS}_{C_1}\}.$$

Fig. 19: continuation of Figure 18.

that

$$\mathcal{L} = \{p, q, r, a, b, c\},$$

$$A = \{(r, p), (r, q), (p, a), (q, c)\}.$$

We have that $\{C_0, C_1\} = \gamma(A)$ where

$$C_0 = \{(r, p), (p, a), (q, c)\},$$

$$C_1 = \{(r, q), (p, a), (q, c)\}.$$

Let $(*r, b) = x \in \text{Assignments}$. Performing the assignment on the elements found

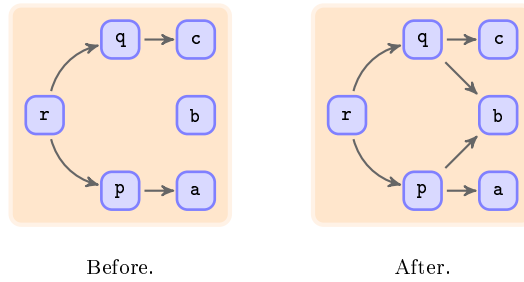
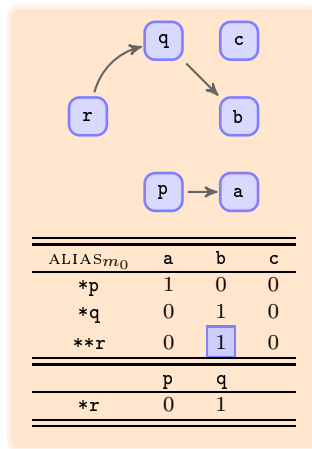
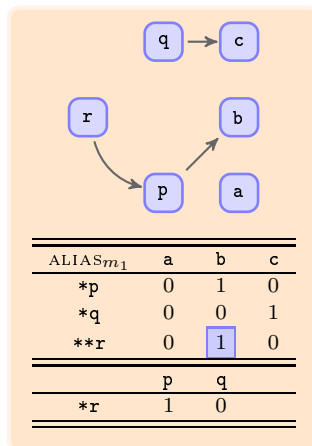


Fig. 20: a representation of the points-to information before and after the execution of line 9 in Listing 26.



Below, an extract of the concrete alias query $ALIAS_{m_0}$ induced by the concrete memory description $m_0 \in Mem$. Above, a graphical representation of the points-to information $C_0 \in \mathcal{C}$ associated to the same memory.



As above, on the concrete memory description m_1 .

Fig. 21: this example shows how, in the code of Listing 26, the points-to representation fails to describe that '*r' is alias of 'b' on all of the possible executions.

```

1  int a, b, c, *p, *q, **r;
2  p = &a;
3  // EVAL(*p) = {a}
4  q = &c;
5  // EVAL(*q) = {c}
6  if (...) r = &p;
7  else      r = &q;
8  // EVAL(*r) = {p, q}
9  *r = &b;
10 // EVAL(*p) = {a, b}
11 // EVAL(*q) = {b, c}

```

Listing 26: in this example two executions are possible. However, in both of them at line 10 the expression ‘**r’ is an alias of ‘b’.

in the concretization of A we obtain

$$\begin{aligned} \text{ASSIGN}(C_0, x) &= \{(r, p), (p, b), (q, c)\}, \\ \text{ASSIGN}(C_1, x) &= \{(r, q), (p, a), (q, b)\}. \end{aligned}$$

Computing the abstraction of the result of the concrete operation we find

$$\begin{aligned} \alpha(\text{ASSIGN}(\gamma(A), x)) &= \alpha(\{\text{ASSIGN}(C_0, x), \text{ASSIGN}(C_1, x)\}) \\ &= \text{ASSIGN}(C_0, x) \cup \text{ASSIGN}(C_1, x) \\ &= A \cup \{(p, b), (q, b)\}. \end{aligned}$$

Let

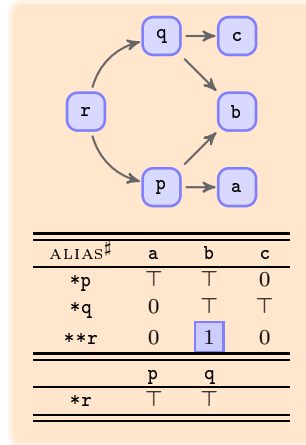
$$C_3 = \{(r, p), (p, a), (q, b)\} \subseteq \alpha(\text{ASSIGN}(\gamma(A), x));$$

note that

<i>H0</i>	<i>Theorem 3.26, correctness of the assignment.</i>	
<i>H1</i>	<i>Lemma 3.21, monotonicity of the concretization function.</i>	
<i>H2</i>	<i>Lemma 3.24, the abstraction effect.</i>	
<i>H3</i>	<i>Definition 3.22, the abstraction function.</i>	
<i>D0</i>	$\text{ASSIGN}(\gamma(A), x) \subseteq \gamma(\text{ASSIGN}(A, x))$	(H0)
<i>D1</i>	$\alpha(\text{ASSIGN}(\gamma(A), x)) \subseteq \alpha(\gamma(\text{ASSIGN}(A, x)))$	(D0, H3)
<i>D2</i>	$\alpha(\gamma(\text{ASSIGN}(A, x))) \subseteq \text{ASSIGN}(A, x)$	(H2)
<i>D3</i>	$\alpha(\text{ASSIGN}(\gamma(A), x)) \subseteq \text{ASSIGN}(A, x)$	(D1, D2)
✱	$\gamma(\alpha(\text{ASSIGN}(\gamma(A), a))) \subseteq \gamma(\text{ASSIGN}(A, x))$	(D3, H1)

then

$$C_3 \in \gamma(\text{ASSIGN}(A, a));$$



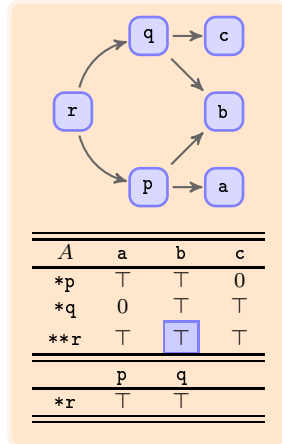
Above, a graphical representation of the most precise points-to abstraction A

$$\alpha(\{C_0, C_1\}) = C_0 \cup C_1 = A \in \mathcal{A}.$$

Below, an extract of the abstract alias query

$$\begin{aligned} \alpha(\{\text{ALIAS}_{m_0}, \text{ALIAS}_{m_1}\}) \\ &= \text{ALIAS}_{m_0} \sqcup \text{ALIAS}_{m_1} \\ &= \text{ALIAS}^\# \in \text{AliasQ}^\#. \end{aligned}$$

Note that $\text{ALIAS}^\#(**r, b) = 1$, that is the abstract alias query is able to represent that the expressions $**r$ and b are definitely aliases.



Here both the table and the graph represent the points-to information A . Note that

$$\text{EVAL}(A, **r) \neq \text{EVAL}(A, b),$$

that is (Definition 3.7) $A(**r, b) = \top$, i.e., the points-to representation is unable to express that $**r$ and a will be definitely aliases.

Fig. 22: continuation of Figure 21

but

$$C_3 \neq \text{ASSIGN}(C_0, a);$$

$$C_3 \neq \text{ASSIGN}(C_1, a);$$

that is, there exist no concrete elements $C \in \gamma(A)$ such that $C_3 = \text{ASSIGN}(C, a)$. Again this inaccuracy is due to the lack of relational information in the points-to representation: in this example, given a concrete element $C \in \text{ASSIGN}(A, a)$, we are unable to tell that if $(r, p) \in C$ then $(p, b) \in C$ and $(q, b) \notin C$. The situation just described is illustrated in Figures 21, 22 and 23.

In other words, this example shows that it is not possible to formulate the assignment operation in such a way that each concrete element approximated by

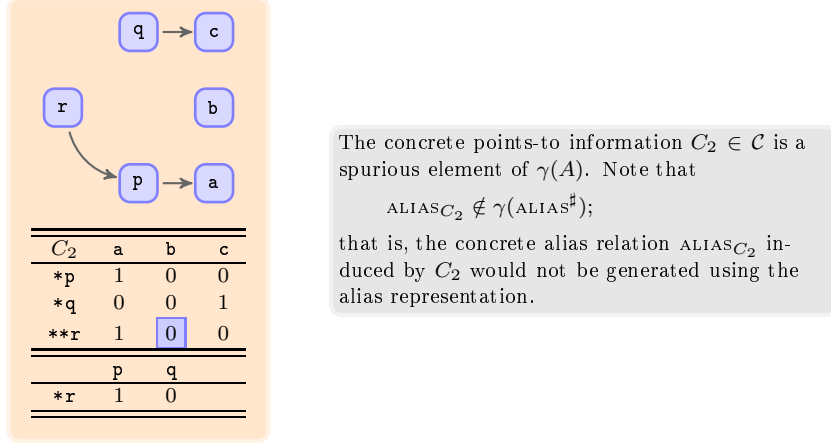


Fig. 23: continuation of Figure 22

$\text{ASSIGN}(A, a)$ can be expressed as the result of the concrete assignment performed on one of the elements of $\gamma(A)$. In symbols

$$\neg \left(\forall A \in \mathcal{A} : \forall a \in \text{Assignments} : \right. \\ \left. \forall C \in \gamma(\text{ASSIGN}(A, a)) : \exists D \in \gamma(A) . C = \text{ASSIGN}(D, a) \right).$$

4.2 Precision of the Presented Method

The two examples introduced above present a limitation of the form — all points-to based methods are *not enough precise* to capture *this* fact. In terms of the partial order of the domain this can be seen as a *lower limit* to the precision attainable with points-to based methods. On the other hand it is also interesting to find out what are the precision *upper limits* of the proposed method, i.e., statements of the form — the given points-to based method *is enough precise* to capture *that* fact. In particular, we want to analyze the situation of the presented method with respect to the limitations of the points-to representation, that is whether or not the inclusions in Theorem 3.26 and 3.27 are also equalities, i.e., if it holds that, for all $A \in \mathcal{A}$, $e \in \text{Expr}$, $a \in \text{Assignments}$ and $c \in \text{Cond}$

$$\bigcup \{ \text{EVAL}(C, e) \mid C \in \gamma(A) \} \supseteq \text{EVAL}(A, e); \\ \text{ASSIGN}(\gamma(A), a) \supseteq \gamma(\text{ASSIGN}(A, a)); \\ \phi(\gamma(A), c) \supseteq \gamma(\phi(A, c)).$$

From the characterization presented in Section 4.1 these can be rewritten to stress the attribute independent nature of the points-to representation, i.e., by focusing on the single *arcs* instead of the whole points-to relation. Let $A \in \mathcal{A}$ such that

$\gamma(A) \neq \emptyset$,¹⁵ then we have

$$\begin{aligned} \forall l \in \text{EVAL}(A, e) : \exists C \in \gamma(A) . \text{EVAL}(C, e) = \{l\}, \\ \forall (l, m) \in \text{ASSIGN}(A, a) : \exists C \in \gamma(A) . (l, m) \in \text{ASSIGN}(C, a), \\ \forall (l, m) \in \phi(A, c) : \exists C \in \gamma(A) . C \in \text{MODELSET}(c) \wedge (l, m) \in C, \end{aligned}$$

respectively. Unfortunately, for all these cases there exists a counterexample.

4.2.1 The Abstract Evaluation Is Not Optimal. The following example highlights that the abstract evaluation function (Definition 3.6) is not optimal with respect to the points-to representation, i.e., there exists $A \in \mathcal{A}$, $\gamma(A) \neq \emptyset$ and $e \in \text{Expr}$ such that

$$\text{EVAL}(A, e) \setminus \bigcup \{ \text{EVAL}(C, e) \mid C \in \gamma(A) \} \neq \emptyset.$$

EXAMPLE 12. *Let $A \in \mathcal{A}$ such that*

$$\begin{aligned} \mathcal{L} &= \{a, b, c\}, \\ A &= \{(a, a), (a, b), (b, c)\}. \end{aligned}$$

We have that $\{C_1, C_2\} = \gamma(A)$ where

$$\begin{aligned} C_1 &= \{(a, a), (b, c)\}, \\ C_2 &= \{(a, b), (b, c)\}. \end{aligned}$$

*Consider the expression $e = **a$. Performing the evaluation of e as described in Definition 3.6 we obtain*

i	$\text{EVAL}(C_1, e, i)$	$\text{EVAL}(C_2, e, i)$	$\text{EVAL}(A, e, i)$
2	{a}	{a}	{a}
1	{a}	{b}	{a, b}
0	{a}	{c}	{a, b, c}

Note that $b \in \text{EVAL}(A, e)$ but there exist no $C \in \gamma(A)$ such that $\{b\} = \text{EVAL}(C, e)$, indeed

$$\bigcup_{C \in \gamma(A)} \text{EVAL}(C, e) = \{a, c\}.$$

The spurious location b in the result of the evaluation of the expression e in A is due to the fact that the formulation of the abstract evaluation does not exploit that in a concrete points-to description a location can point to only one location; in this case there exists no $C \in \gamma(A)$ such that $\{(a, a), (a, b)\} \subseteq C$. A graphical representation of this example is reported in Figures 24 and 25.

4.2.2 The Abstract Assignment Is Not Optimal. We present another example that highlights how the abstract assignment operation formulated in Definition 3.10

¹⁵Note that the additional hypothesis, $\gamma(A) \neq \emptyset$, is required by Lemma 3.24 to prove the opposite of the inclusions used for the correctness results.

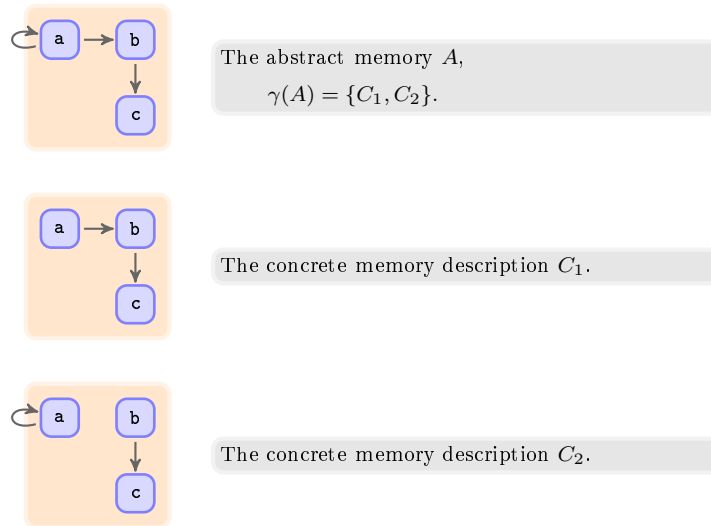


Fig. 24: the abstract evaluation function is not optimal.

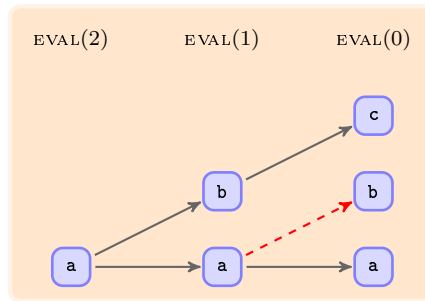


Fig. 25: the evaluation process of the expression $**a$ on the memory A of Example 12. An optimal evaluation function would not follow the arc (a, b) between $i = 1$ and $i = 0$ (the dashed arc in the figure).

is not optimal for the points-to representation, i.e., there exists $A \in \mathcal{A}$, $\gamma(A) \neq \emptyset$, $a \in \text{Assignments}$ such that

$$\text{ASSIGN}(A, a) \setminus \text{ASSIGN}(\gamma(A), a) \neq \emptyset.$$

Note that this limitation is still true also assuming to have an optimal abstract evaluation function.

EXAMPLE 13. Let $A \in \mathcal{A}$ such that

$$\begin{aligned} \mathcal{L} &= \{a, b, c\}, \\ A &= \{(a, b), (a, c)\}. \end{aligned}$$

We have that $\{C_1, C_2\} = \gamma(A)$ where

$$\begin{aligned} C_1 &= \{(a, b)\}, \\ C_2 &= \{(a, c)\}. \end{aligned}$$

Let $(*a, *a) = x \in \text{Assignments}$. Performing the assignment x on the elements of $\gamma(A)$ we obtain

$$\begin{aligned} \text{ASSIGN}(C_1, x) &= \{(a, b), (b, b)\}, \\ \text{ASSIGN}(C_2, x) &= \{(a, c), (c, c)\}. \end{aligned}$$

Computing the abstraction of the result of the concrete operation we find

$$\begin{aligned} \alpha(\text{ASSIGN}(\gamma(A), x)) &= \alpha(\{\text{ASSIGN}(C_1, x), \text{ASSIGN}(C_2, x)\}) \\ &= \text{ASSIGN}(C_1, x) \cup \text{ASSIGN}(C_2, x) \\ &= A \cup \{(b, b), (c, c)\}. \end{aligned}$$

Note that performing the abstract evaluation of the lhs and the rhs of the assignment as described in Definition 3.6 yields $\text{EVAL}(A, *a) = \{b, c\}$, which is the most precise result possible for the abstract evaluation of the expression $*a$, indeed

$$\begin{aligned} \bigcup \{ \text{EVAL}(C, a) \mid C \in \gamma(A) \} &= \text{EVAL}(C_1, *a) \cup \text{EVAL}(C_2, *a) \\ &= \{b\} \cup \{c\} = \{b, c\} \\ &= \text{EVAL}(A, *a). \end{aligned}$$

In this case, the abstract assignment (Definition 3.10) yields

$$\begin{aligned} \text{ASSIGN}(A, x) &= A \cup \text{EVAL}(A, *a) \times \text{EVAL}(A, *a) \\ &= A \cup \{b, c\} \times \{b, c\} \\ &= A \cup \{(b, b), (b, c), (c, b), (c, c)\}. \end{aligned}$$

Note that

$$\text{ASSIGN}(A, x) \setminus \text{ASSIGN}(\gamma(A), x) = \{(b, c), (c, b)\}.$$

The arcs $\{(b, c), (c, b)\}$ do not correspond to any concrete assignment: they are artifacts of this abstraction. But note that in this case the inaccuracy cannot be ascribed to the abstract evaluation of the expressions that, in this case, exposes an optimal behaviour. The problem is that the evaluation of the rhs and the lhs for the assignment are not related each other: this way it becomes possible that the lhs evaluates to ‘b’ and the rhs evaluates to ‘c’—thus generating the spurious arc (b, c) —also when the rhs and the lhs are the same expression. This example is illustrated in Figure 26.

4.2.3 The Abstract Filter Is Not Optimal. Finally, we report an example that shows the same inaccuracy in the filter operation, i.e., there exists $A \in \mathcal{A}$, $\gamma(A) \neq \emptyset$, and $c \in \text{Cond}$ such that

$$\phi(A, c) \setminus \phi(\gamma(A), c) \neq \emptyset.$$

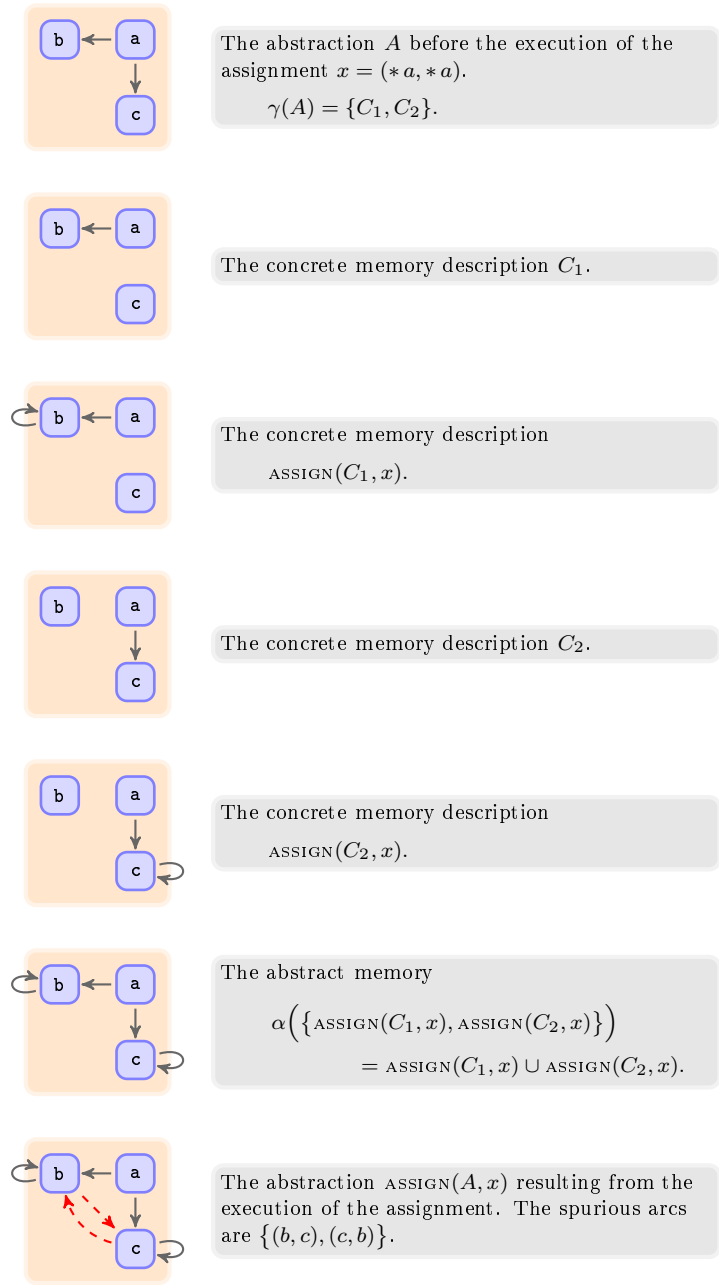


Fig. 26: the abstract assignment formulation is not optimal.

EXAMPLE 14. Let $A \in \mathcal{A}$ such that

$$\begin{aligned}\mathcal{L} &= \{a, b\}, \\ A &= \{(a, a), (a, b), (b, b)\}.\end{aligned}$$

We have that $\{C_1, C_2\} = \gamma(A)$ where

$$\begin{aligned}C_1 &= \{(a, a), (b, b)\}, \\ C_2 &= \{(a, b), (b, b)\}.\end{aligned}$$

Consider now the condition $(**a, b) = c \in \text{Cond}$. Since

$$\begin{aligned}\text{EVAL}(C_1, **a) &= \{a\}, \\ \text{EVAL}(C_2, **a) &= \{b\},\end{aligned}$$

only C_2 satisfies c , i.e.

$$\phi(\gamma(A), c) = \gamma(A) \cap \text{MODELSET}(c) = \{C_2\}.$$

Performing the filter operation as described in Definition 3.18 on A we do not improve the precision, that is $\phi(A, c) = A$.

i	$\text{EVAL}(A, **a, i)$	$\text{TARG}(A, **a, i)$	Removed arcs
2	$\{a\}$	$\{a\}$	\emptyset
1	$\{a, b\}$	$\{a, b\}$	\emptyset
0	$\{a, b\}$	$\{b\}$	\emptyset

Then note that

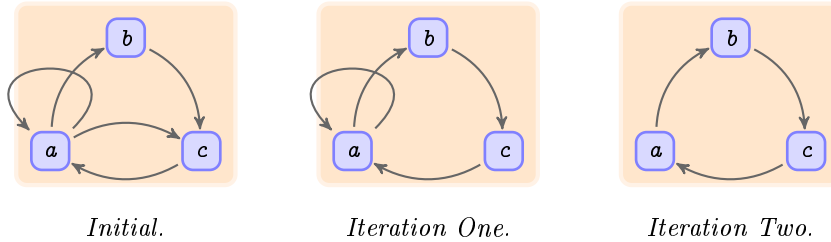
$$\phi(A, c) \setminus \alpha(\phi(\gamma(A), c)) = A \setminus C_2 = \{(a, a)\}.$$

This means that the filter is unable to remove the spurious arc (a, a) . A graphical representation of this situation is presented in Figure 27, while Figure 28 present a graphical representation of the filter computation.

Though the current formulation of the filter operation is not optimal, in the next example we show that iterating the application of the filter on the same condition it is possible to refine the points-to approximation.

EXAMPLE 15. Let $A \in \mathcal{A}$ such that

$$\begin{aligned}\mathcal{L} &= \{a, b, c\}, \\ A &= \{(a, a), (a, b), (a, c), (b, c), (c, a)\}.\end{aligned}$$



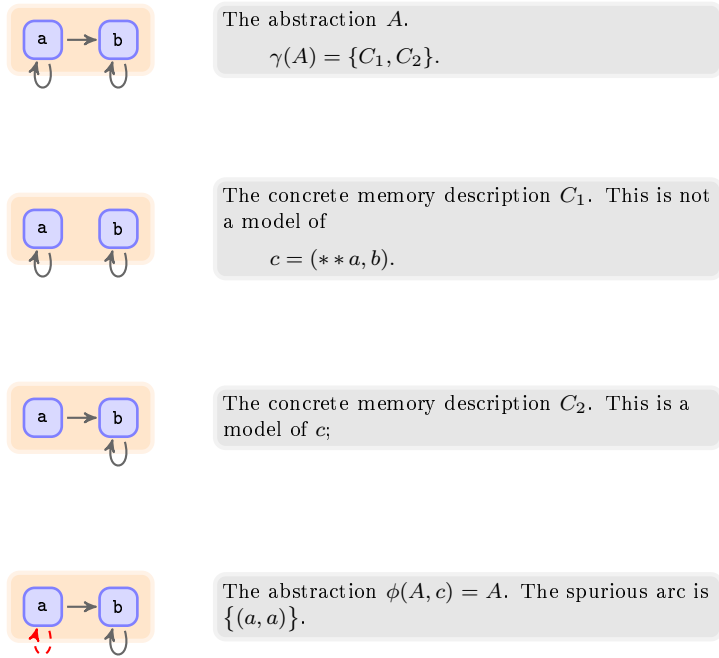


Fig. 27: the abstract filter formulation is not optimal.

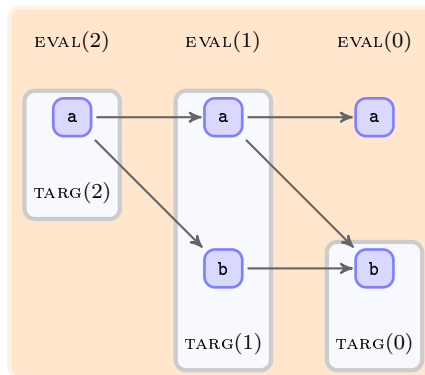


Fig. 28: in Example 14 the filter is unable to remove the spurious arc (a, a) .

Consider the condition $x = (eq, **a, c) \in \text{Cond}$. From the definition of the evaluation function (Definition 3.6), we have

$$\begin{aligned} \text{EVAL}(A, **a) &= \{a, b, c\}, \\ \text{EVAL}(A, c) &= \{c\}. \end{aligned}$$

From the filter definition (Definition 3.18) we have

$$I = \text{EVAL}(A, **a) \cap \text{EVAL}(A, c) = \{c\},$$

$$\phi(A, x) = \phi(A, I, **a) \cap \phi(A, I, c) = \phi(A, \{c\}, **a) \cap \phi(A, \{c\}, c).$$

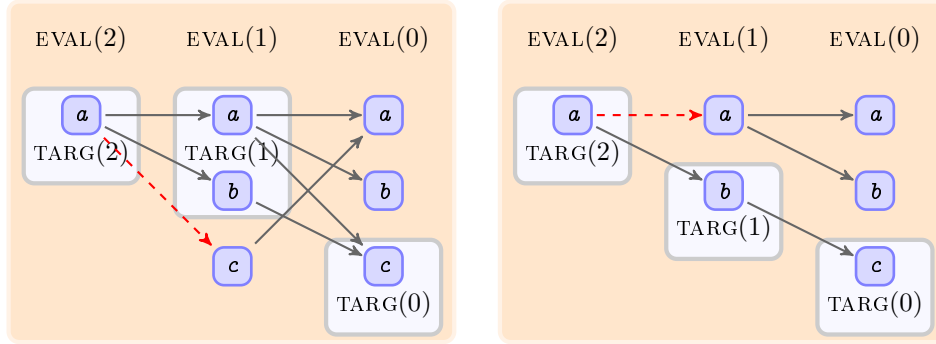
We consider only the lhs $\phi(A, \{c\}, **a)$ as, from the definition of the filter 2, it is clear that filtering on the rhs does not improve the precision of the approximation, that is, $\phi(A, \{c\}, c) = A$. We have

i	$\text{EVAL}(A, **a)$	$\text{TARG}(A, \{c\}, **a, i)$	$\phi(A, \{c\}, **a, i)$
2	$\{a\}$	$\{a\}$	$A \setminus \{(a, c)\}$
1	$\{a, b, c\}$	$\{a, b\}$	A
0	$\{a, b, c\}$	$\{c\}$	A

That is, from the first application of the filter we can remove the spurious arc (a, c) . Now we proceed applying the filter again. Let $B = \phi(A, \{c\}, **a, i) = A \setminus \{(a, c)\}$. We have

i	$\text{EVAL}(B, **a)$	$\text{TARG}(B, \{c\}, **a, i)$	$\phi(B, \{c\}, **a, i)$
2	$\{a\}$	$\{a\}$	$B \setminus \{(a, a)\}$
1	$\{a, b\}$	$\{b\}$	B
0	$\{a, b, c\}$	$\{c\}$	B

Note that in the second application of the filter we are able to remove another arc, (a, a) , that it was not removed during the first iteration.



First iteration.

Second iteration.

4.2.4 Another Consideration on the Precision of the Filter Operation. It is possible to show that the formulation of the abstract filter operation does not generate spurious memory descriptions not already present in the initial approximation, i.e., for all $A \in \mathcal{A}$ and $c \in \text{Cond}$

$$\gamma(\phi(A, c)) \subseteq \gamma(A).$$

Note that by composing this result with the result of correctness for the filter (Theorem 3.27) it is possible to write

$$\gamma(A) \cap \text{MODELSET}(c) \subseteq \gamma(\phi(A, c)) \subseteq \gamma(A).$$

Basically, the filter never adds new arcs then it is not possible to obtain a worse approximation of that given in input. Though the idea is quite simple, for completeness we report a formal proof.

LEMMA 4.1. (Filter upper bound 1.) *Let $A \in \mathcal{A}$, $M \subseteq \mathcal{L}$, $e \in \text{Expr}$ and $n \in \mathbb{N}$; then*

$$\phi(A, M, e, n) \subseteq A.$$

PROOF. Let $A \in \mathcal{A}$, $M \subseteq \mathcal{L}$, $e \in \text{Expr}$ and $n \in \mathbb{N}$.

TS	$\phi(A, M, e, n) \subseteq A$
H0	Definition 3.16, filter 1.

We proceed inductively on n . For the first case we assume $n = 0$.

D0	$\phi(A, M, e, 0) = A$	(H0)
✱	$\phi(A, M, e, 0) \subseteq A$	(D0)

Now the inductive case.

H1	$\phi(A, M, e, n) \subseteq A$	(ind. hyp.)
D0	$\phi(A, M, e, n+1) = \phi(A, M, e, n) \setminus \dots$	(H0)
D1	$\phi(A, M, e, n+1) \subseteq \phi(A, M, e, n)$	(D0)
✱	$\phi(A, M, e, n+1) \subseteq A$	(D1, H1)

□

LEMMA 4.2. (Filter upper bound 2.) *Let $A \in \mathcal{A}$, $M \subseteq \mathcal{L}$, $e \in \text{Expr}$; then*

$$\phi(A, M, e) \subseteq A.$$

PROOF. Let $A \in \mathcal{A}$, $M \subseteq \mathcal{L}$, $e \in \text{Expr}$. Following the definition of the filter 2 (Definition 3.17) we consider separately two cases. For the first case let $e = l \in \mathcal{L}$; if $\text{EVAL}(A, l) \in M$ then we have $\phi(A, M, l) = A$, otherwise $\phi(A, M, l) = \perp$. In both the cases we have the thesis. For the second case let $e \in \text{Expr} \setminus \mathcal{L}$.

TS	$\phi(A, M, e) \subseteq A$	
H0	Definition 3.17, filter 2.	
H1	Lemma 4.1, filter upper bound 1.	
D0	$\phi(A, M, e) = \bigcap_{n \in \mathbb{N}} \phi(A, M, e, n)$	(H0)
D1	$\forall n \in \mathbb{N} : \phi(A, M, e, n) \subseteq A$	(H1)
D2	$\bigcap_{n \in \mathbb{N}} \phi(A, M, e, n) \subseteq A$	(D1)
✱	$\phi(A, M, e) \subseteq A$	(D2, D0)

□

LEMMA 4.3. (Filter upper bound 3.) *Let $A \in \mathcal{A}$ and $c \in \text{Cond}$; then*

$$\gamma(\phi(A, c)) \subseteq \gamma(A).$$

PROOF. Let $A \in \mathcal{A}$ and let $c \in \text{Cond}$.

TS	$\phi(A, c) \subseteq A$
H0	Definition 3.18, filter 3.
H1	Definition 3.2, concretization function.
H2	Lemma 4.2, filter upper bound 2.

As in the definition of the filter (Definition 3.18) we distinguish two cases

$$c = (\text{eq}, e, f); \quad (\text{C1})$$

$$c = (\text{neq}, e, f). \quad (\text{C2})$$

For the first case (C1) we have

D0	$\phi(A, (\text{eq}, e, f)) = \phi(A, \text{EVAL}(A, e) \cap \text{EVAL}(A, f), e) \cap \phi(A, \text{EVAL}(A, e) \cap \text{EVAL}(A, f), f)$	(H0)
D1	$\phi(A, \text{EVAL}(A, e) \cap \text{EVAL}(A, f), e) \subseteq A$	(H2)
D2	$\phi(A, \text{EVAL}(A, e) \cap \text{EVAL}(A, f), f) \subseteq A$	(H2)
D3	$\phi(A, \text{EVAL}(A, e) \cap \text{EVAL}(A, f), e) \cap \phi(A, \text{EVAL}(A, e) \cap \text{EVAL}(A, f), f) \subseteq A$	(D1, D2)
✱	$\phi(A, (\text{eq}, e, f)) \subseteq A$	(D3, D0)

Now the second case (C2). If $\#(\text{EVAL}(A, e) \cap \text{EVAL}(A, f)) \neq 1$ from H0 we have that $\phi(A, (\text{neq}, e, f)) = A$ then the thesis is trivially verified. Otherwise assume $\#(\text{EVAL}(A, e) \cap \text{EVAL}(A, f)) = 1$. Then we have

H3	$\#(\text{EVAL}(A, e) \cap \text{EVAL}(A, f)) = 1$	
D0	$\phi(A, (\text{neq}, e, f)) = \phi(A, \text{EVAL}(A, e) \setminus \text{EVAL}(A, f), e) \cup \phi(A, \text{EVAL}(A, f) \setminus \text{EVAL}(A, e), f)$	(H3, H0)
D1	$\phi(A, \text{EVAL}(A, e) \setminus \text{EVAL}(A, f), e) \subseteq A$	(H2)
D2	$\phi(A, \text{EVAL}(A, f) \setminus \text{EVAL}(A, e), f) \subseteq A$	(H2)
D3	$\phi(A, \text{EVAL}(A, e) \setminus \text{EVAL}(A, f), e) \cup \phi(A, \text{EVAL}(A, f) \setminus \text{EVAL}(A, e), f) \subseteq A$	(D1, D2)
✱	$\phi(A, (\text{neq}, e, f)) \subseteq A$	(D3, D0)

From the definition of the concretization function H1 we have that

$$\phi(A, c) \subseteq A \implies \gamma(\phi(A, c)) \subseteq \gamma(A),$$

Since we have just proved the antecedent of this implication, we have the truth of the consequent, which is the thesis. \square

4.3 A Final Consideration

As stated in the first few lines of this section, the presented model is intentionally simplified to ease the presentation and the proofs. However, these concepts can be generalized to treat more complex environments and languages. In Listing 27 we present an example¹⁶ that shows a more realistic implementation of the situation presented in Example 13. This example shows how using recursive data structures it is possible to generate the points-to relations presented in the previous examples:

¹⁶This example comes from the test suite of our implementation of the algorithms.

```

1  struct L {
2      struct L * next;
3      int value;
4  };
5
6  int main() {
7      struct L a, b, c;
8
9      if (...)    a.next = &a;
10     else
11         if (...) a.next = &b;
12         else    a.next = &c;
13
14     b.next = &c;
15     c.next = &a;
16
17     if (a.next->next == &c) {
18         ...
19     }
20 }

```

Listing 27: An example of code that shows the incompleteness of the filter algorithm using a recursive data structure.

in particular loops and locations pointing to themselves, which are quite uncommon to see using only basic types.

5. THE EXTENDED ABSTRACT MEMORY MODEL

With the aim of presenting a realistic points-to analysis, this section discusses some extensions to the simplified model previously introduced. More precisely, this section describes a more realistic *memory model* by augmenting the previously described domains with some details not directly related to the points-to problem, which are however necessary for the definition of a working memory.

5.1 Abstract and Concrete Locations

One of the main limitations of the formal model presented in Section 3 is due to the assumption that both the concrete and the abstract domains share the same set of locations \mathcal{L} . Any abstract domain that aims to be practically applicable cannot rely on this assumption. From the definitions in Section 3 we have that for every variable created in a concrete execution there must be a distinct location in the abstract memory description. This is obviously a problem since, with the use of recursion and dynamic allocation, the number of variables created during a concrete execution can be unbounded. But also when the number of variables is known statically it is usually unfeasible to use a one-to-one approximation; consider for instance the case of arrays: under this assumption an abstract memory would be required to represent every element of an array with a distinct location. Typically, real implementations use one abstract location to approximate a *set* of concrete locations. For instance, a simple strategy is to approximate all the elements of an array, independently

from their number, with the same abstract location. Previously we have used the symbol \mathcal{L} to denote the set of *locations*. From now on we denote with \mathcal{L} the set of the *concrete locations* and with \mathcal{L}^\sharp a set that we call the *abstract location set*. We still formalize the concrete domain as the complete lattice generated by the powerset of the total functions $\mathcal{L} \rightarrow \mathcal{L}$. However, we have to adapt the definition of the abstract domain as follows.

DEFINITION 5.1. (Extended abstract domain.) *Let \mathcal{A} the support set of the abstract domain be defined as*

$$\begin{aligned}\Lambda &\stackrel{\text{def}}{=} \mathcal{C} \times \mathcal{L} \mapsto \mathcal{L}^\sharp; \\ \mathcal{A} &\stackrel{\text{def}}{=} \Lambda \times \mathcal{L}^\sharp \times \mathcal{L}^\sharp.\end{aligned}$$

In words, an element $A \in \mathcal{A}$ is a pair $\langle f, P \rangle$ where $f \in \Lambda$ represents the abstraction function from the concrete to the abstract locations and $P \subseteq \mathcal{L}^\sharp \times \mathcal{L}^\sharp$ is an abstract points-to relation. We call abstract domain the complete lattice

$$\langle \mathcal{A}, \sqsubseteq, \sqcup, \sqcap, \perp, \top \rangle,$$

where, for all $\langle f, P \rangle, \langle g, Q \rangle \in \mathcal{A}$, holds that

$$\begin{aligned}\langle f, P \rangle \sqsubseteq \langle g, Q \rangle &\stackrel{\text{def}}{\iff} f = g \wedge P \subseteq Q; \\ \langle f, P \rangle \sqcap \langle g, Q \rangle &\stackrel{\text{def}}{=} \begin{cases} \langle f, P \cap Q \rangle, & \text{if } f = g; \\ \perp, & \text{otherwise;} \end{cases} \\ \langle f, P \rangle \sqcup \langle g, Q \rangle &\stackrel{\text{def}}{=} \begin{cases} \langle f, P \cup Q \rangle, & \text{if } f = g; \\ \top, & \text{otherwise.} \end{cases}\end{aligned}$$

and the bottom (\perp) and top (\top) elements are defined ad-hoc to satisfy the properties of the complete lattice.

Informally, given an abstract element $\langle f, P \rangle = A \in \mathcal{A}$, for every concrete element $C \in \mathcal{C}$ and every concrete location $l \in \mathcal{L}$, $f(C, l)$ is the abstract location that in C abstracts l . The semantics of the abstract domain can thus be defined as follows.

DEFINITION 5.2. (Extended abstract domain semantics.) *Let $C \in \mathcal{C}$ and $\langle f, P \rangle = A \in \mathcal{A}$. We define*

$$C \in \gamma(A) \stackrel{\text{def}}{\iff} \left\{ (f(C, l), f(C, m)) \mid (l, m) \in P \right\} \subseteq P.$$

The initial definition of the concretization function (Definition 3.2) simply checks if all the pairs of C are also in A ; now, to handle the concept of *abstract locations*, every concrete points-to pair $(l, m) \in C$ is abstracted, obtaining the pair $(f(C, l), f(C, m))$, and then we check in this “abstract pair” is in A . But the distinction between concrete and abstract locations introduces a new problem in the formalization of the abstract analysis.

5.2 Weak Updates and Strong Updates

This section gives an insight of the distinction between *weak* and *strong* updates. In the literature, the term *update* usually means an operation that acts on a memory,

```

1 int a, b, c, d, *p;
2 p = &a;          // EVAL(*p) = {a}
3 p = &b;          // EVAL(*p) = {b}
4 p = &c;          // EVAL(*p) = {c}
5 p = &d;          // EVAL(*p) = {d}

```

Listing 28: the annotations resulting from the use of strong updates.

```

1 int a, b, c, d, *p;
2 p = &a;          // EVAL(*p) = {a}
3 p = &b;          // EVAL(*p) = {a, b}
4 p = &c;          // EVAL(*p) = {a, b, c}
5 p = &d;          // EVAL(*p) = {a, b, c, d}

```

Listing 29: the annotations resulting from the use of weak updates.

```

1 int **pp, *p1, *p2, a, b, c;
2 if (...) pp = &p1;
3 else pp = &p2;
4 p1 = &a;
5 p2 = &c;
6 *pp = &b;

```

Listing 30: an example where it is necessary to apply weak updates to obtain a safe approximation.

concrete or abstract, modifying its state. An update can be triggered by any the of usual operations, e.g., as the assignment (Definition 3.10). However, the distinction between *strong* and *weak* updates pertains only to the formalization of the *abstract* domain. A *strong* update has the effect of *overwriting* the previous information with new data; instead, a *weak* update acts by *merging* the original with the new data. Listings 28 and 29 present the different results of the analysis performed on the same program: in the first case using strong updates, whereas in the second case weak updates are applied. By using weak updates it is not possible to increase the precision of the approximation — each weak update yields a new abstraction that *subsumes* the original information. Note that in Listing 29, to illustrate the difference between the two options, we have *forced* the analysis to use weak updates. However, there are situations where the use of weak updates is necessary to obtain a safe approximation. Consider the example in Listing 30. The abstract execution reaches the last line with the approximation

$$\begin{aligned} \text{EVAL}(*p1) &= \{a\}, \\ \text{EVAL}(*p2) &= \{c\}, \\ \text{EVAL}(*pp) &= \{p1, p2\}. \end{aligned}$$

By applying the assignment as presented in Definition 3.10 we obtain the description

$$\begin{aligned} \text{EVAL}(*\mathbf{p1}) &= \{\mathbf{a}, \mathbf{b}\}, \\ \text{EVAL}(*\mathbf{p2}) &= \{\mathbf{b}, \mathbf{c}\}, \\ \text{EVAL}(*\mathbf{pp}) &= \{\mathbf{p1}, \mathbf{p2}\}. \end{aligned}$$

In this case the abstract assignment algorithm has performed a weak update: the old values of the variables ‘p1’ and ‘p2’ are not overwritten. By forcing a strong update we would obtain instead

$$\begin{aligned} \text{EVAL}(*\mathbf{p1}) &= \{\mathbf{b}\}, \\ \text{EVAL}(*\mathbf{p2}) &= \{\mathbf{b}\}, \\ \text{EVAL}(*\mathbf{pp}) &= \{\mathbf{p1}, \mathbf{p2}\}, \end{aligned}$$

which is clearly a wrong approximation because there exists at least a concrete execution such that, after the execution of the assignment ‘*p = &b’, $\text{EVAL}(*\mathbf{pp}) = \{\mathbf{p2}\}$ holds and then $\text{EVAL}(*\mathbf{p1}) = \{\mathbf{a}\}$. Note that in the definition of the abstract assignment (Definition 3.10), given $(e, f) \in \text{Assignments}$, what triggers the use of a *strong* instead of a *weak* update is the fact that the lhs e evaluates to a single location:

$$K \stackrel{\text{def}}{=} \begin{cases} \dots, & \text{if } \# \text{EVAL}(A, e) = 1; \\ \emptyset, & \text{otherwise.} \end{cases}$$

where K denotes the set of the *killed points-to pairs*. The basic idea behind this approach is that when we have to update a set of *more than one* location it is possible that there exists a concrete memory description approximated by the current abstraction in which only one of the locations of this set will be modified while the others will retain their original value. In the above example when ‘pp’ points to ‘p1’ then ‘p2’ is left unchanged by the assignment ‘*pp = &b’. Otherwise, when we are sure that there is *only one* possible modified location we can afford that in none of the concrete memories $C \in \gamma(\text{OP}(A, \dots))$ that location will still have the old value. However, by distinguishing between concrete and abstract locations, we are no more able to discern when a strong update can be used. Now, also when the lhs evaluates to a single location, $\text{EVAL}(A, e) = \{l^\sharp\}$, we cannot safely apply a strong update as it is possible that l^\sharp abstracts *more than one* concrete locations. To overcome this problem we introduce the following definition.

DEFINITION 5.3. (Singular locations.) *Let*

$$\text{Singular} \subseteq \mathcal{A} \times \mathcal{L}^\sharp$$

be defined as follows. Let $\langle f, P \rangle = A \in \mathcal{A}$ and $l^\sharp \in \mathcal{L}^\sharp$. We say that the location l^\sharp is singular in the memory abstraction A when

$$(A, l^\sharp) \in \text{Singular} \stackrel{\text{def}}{\iff} \forall C \in \gamma(A) : \#\{l \in \mathcal{L} \mid f(C, l) = l^\sharp\} \leq 1.$$

The above definition can be read as follows. We say that an abstract location l^\sharp is singular with respect to the abstract memory description $A \in \mathcal{A}$ if it does not exist any concrete memory description $C \in \gamma(A)$ such that l^\sharp approximates more

than one of the locations of C . For convenience of notation we write $\text{Singular}(A)$ to denote the set of the singular locations of the memory A , i.e,

$$\text{Singular}(A) \stackrel{\text{def}}{=} \{ l^\# \mid (A, l^\#) \in \text{Singular} \}$$

The abstract assignment operation (Definition 3.10) must be adapted in order to provide a safe approximation. In particular, the definition of the *kill* set needs to be rewritten as

$$\begin{aligned} E &\stackrel{\text{def}}{=} \text{EVAL}(A, e); \\ K &\stackrel{\text{def}}{=} \begin{cases} E \times \mathcal{L}, & \text{if } \#E = 1 \wedge E \subseteq \text{Singular}(A); \\ \emptyset, & \text{otherwise.} \end{cases} \end{aligned}$$

Also the definition of the filter operation (Definition 3.16) must be updated accordingly. Given $x \in \mathcal{A} \times \wp(\mathcal{L}) \times \text{Expr}$ and $i \in \mathbb{N}$; we have

$$\begin{aligned} K &\stackrel{\text{def}}{=} \mathcal{L} \setminus \text{TARG}(x, i); \\ T &\stackrel{\text{def}}{=} \text{TARG}(x, i + 1); \\ \phi(x, i + 1) &\stackrel{\text{def}}{=} \phi(x, i) \setminus \begin{cases} K, & \text{if } \#T = 1 \wedge T \subseteq \text{Singular}(A); \\ \emptyset, & \text{otherwise.} \end{cases} \end{aligned}$$

Also the definition of the filter for the ‘neq’ operator (Definition 3.18) needs to be updated accordingly. Given $A \in \mathcal{A}$ and $e, f \in \text{Expr}$; let

$$\begin{aligned} I &\stackrel{\text{def}}{=} \text{EVAL}(A, e) \cap \text{EVAL}(A, f); \\ E &\stackrel{\text{def}}{=} \text{EVAL}(A, e) \setminus \text{EVAL}(A, f); \\ F &\stackrel{\text{def}}{=} \text{EVAL}(A, f) \setminus \text{EVAL}(A, e); \end{aligned}$$

then

$$\phi(A, (\text{neq}, e, f)) \stackrel{\text{def}}{=} \begin{cases} \phi(A, E, e) \cup \phi(A, F, f), & \text{if } \#I = 1 \wedge I \subseteq \text{Singular}(A); \\ A, & \text{otherwise.} \end{cases}$$

Finally, also the definition of the alias relation induced by a points-to abstraction must be adapted in the same way. From Definition 3.7, for all $A \in \mathcal{A}$, we define $\gamma(A) \stackrel{\text{def}}{=} \text{ALIAS}^\#$ as follows. For every $e, f \in \text{expressions}$

$$\begin{aligned} E &\stackrel{\text{def}}{=} \text{EVAL}(A, e); \\ F &\stackrel{\text{def}}{=} \text{EVAL}(A, f); \\ \text{ALIAS}^\#(e, f) &\stackrel{\text{def}}{=} \begin{cases} 0, & \text{if } E \cap F = \emptyset; \\ 1, & \text{if } \#E = 1 \wedge E = F \wedge E \subseteq \text{Singular}(A); \\ \top, & \text{otherwise.} \end{cases} \end{aligned}$$

With these modified definitions, assuming for instance to approximate all the elements of an array with only one (non-singular) abstract location, the analysis applied to the code in Listing 31 produces the indicated annotations.

```

1  int *p[10], *q;
2
3  int main() {
4      int x, y, z;
5          // EVAL(*p) = {null}
6      p[...] = &x; // EVAL(*p) = {null, x}
7      p[...] = &y; // EVAL(*p) = {null, x, y}
8      p[...] = &x; // EVAL(*p) = {null, x, y}
9      p[...] = &z; // EVAL(*p) = {null, x, y, z}
10
11         // EVAL(*q) = {null}
12     q = &x; // EVAL(*q) = {x}
13     q = &y; // EVAL(*q) = {y}
14     q = &x; // EVAL(*q) = {x}
15     q = &z; // EVAL(*q) = {z}
16 }

```

Listing 31: this code shows the difference between singular and non-singular locations. Remember that in the C language global variables are zero-initialized. Assume that all the indices left unspecified are valid.

5.3 Notation

In the following description we use more than once the concept of *sequence*. With *sequence* we mean a set S whose elements are enumerated, thus they can be identified and compared against their *position* inside the sequence. With *position* we mean an index ranging from 0 up to n where $n+1$ is the number of elements¹⁷ of S . For convenience of notation we write ‘ $S.size$ ’ to denote the number of elements of the sequence S ; we write S_i or $S(i)$ to denote the element of S with index i and $\text{dom}(S)$ as an abbreviation of the set of the indices of S , i.e., $\text{dom}(S) = \{n \in \mathbb{N} \mid 0 \leq n < S.size\}$. To explicitly represent the elements of the sequence we write $S = [S_0, \dots, S_n]$. When we are not interested in the definition of any particular order among the elements of S , we use the concept of *labelled set*. A labelled set can be defined as the triple $\langle F, L, S \rangle$, where S is the set of the *labelled* elements, L is a set of *labels* and $F: L \mapsto S$ is a partial surjective *labelling* function that gives a unique name, or label, to all the elements of S . For convenience of notation, when F and L are clear from the context, we write only S to refer to the labelled set $\langle F, L, S \rangle$; we write S_l or $S(l)$ as an abbreviation of $F(l)$ and $\text{dom}(S)$ as a shortcut for $\text{dom}(F)$. To explicitly represent the elements of S we write $S = \{S_0, \dots, S_n\}$.¹⁸ Note that this definition of labelled set is a generalization of the concept of sequence where $L = \mathbb{N}$ — hence the following definitions given for labelled sets can be applied also to sequences. We use also the concept of *attribute*. Given two labelled sets S and A , we say that the pair $\langle S, A \rangle$ is a *labelled set with attributes set* A . Again, when the attribute set A is clear from the context, we write S to mean the pair $\langle S, A \rangle$; we say that S has the *attribute* X to mean that $X \in \text{dom}(A)$ and we write ‘ $S.X$ ’

¹⁷The concept of *position* is not defined for the empty sequence.

¹⁸That is, at the only extent of denoting the elements of S , we *enumerate* it.

as a shortcut for ‘ $A(X)$ ’.

5.4 The Concept of Memory Shape

The abstract memory model that we want to describe is parametric with respect to the underlying abstract domain, e.g., the points-to domain or some numerical domain. In other words, the analysis can be seen as the coupling of a chosen abstract domain and some additional ‘structural’ information, concerning for instance the memory model of the target language/machine. With the concept of *shape* we want to formalize this ‘structural’ information. Recalling the definition of the extended abstract domain Definition 5.1, this information is needed to identify the function $f \in \Lambda$, that is, how concrete locations are mapped to abstract locations.

DEFINITION 5.4. (Shape of a labelled set.) *Let $\langle F, L, S \rangle$ be a given labelled set. We define the shape of $\langle F, L, S \rangle$ as the other labelled set*

$$\text{SHAPE}(\langle F, L, S \rangle) \stackrel{\text{def}}{=} \langle G, L, T \rangle,$$

where

$$T \stackrel{\text{def}}{=} \{ \text{SHAPE}(e) \mid e \in S \},$$

and $G: L \mapsto T$ is such that $\text{dom}(G) = \text{dom}(F)$ and is defined, for all $l \in \mathcal{L}$, as

$$G(l) \stackrel{\text{def}}{=} \text{SHAPE}(F(l)).$$

Now let $\langle S, A \rangle$ be a labelled set with the attribute set A . We define its shape as

$$\text{SHAPE}(\langle S, A \rangle) \stackrel{\text{def}}{=} \langle \text{SHAPE}(S), A \rangle.$$

Note that, as a consequence of this definition, the shape of a sequence $S = [S_0, \dots, S_n]$ is the sequence of the shapes

$$\text{SHAPE}([S_0, \dots, S_n]) \stackrel{\text{def}}{=} [\text{SHAPE}(S_0), \dots, \text{SHAPE}(S_n)].$$

Note also that the SHAPE function does not change the attributes of a labelled set.

5.5 Common Concepts

The following sections will describe the structure of both the concrete and abstract memory models. Before proceeding we need to introduce some common concepts. We refer to [BHPZ07] for a rigorous formalization of some of the ideas that we present only informally.

Location.. The basic unit for describing the structure of the memory is the concept of *location*. Each location has a ‘type’ attribute.

Allocation.. We use the concept of *allocation block* to describe the unit of allocation of the memory. An allocation block is a *sequence of locations*, it has a ‘type’ attribute and it is the base case of the inductive definition of the concept of shape (Definition 5.4). We define the shape of an allocation block A as its ‘type’ attribute¹⁹

$$\text{SHAPE}(A) \stackrel{\text{def}}{=} A.\text{type}.$$

¹⁹That is, the shape of an allocation is its ‘type’ attribute and *not* the sequence of the shapes of its locations.

The type attribute of an allocation block uniquely determines the shape of the sequence of its locations; the details of this aspect will be clarified later. Informally, we say that each variable definition in the analyzed program has the effect of creating an allocation block in the memory, or, if speaking of an abstract memory, updating an already existing allocation block. In the next, when clear from the context, we call an allocation block simply *allocation*.

To describe the structure of the concrete *stack* and its abstraction we introduce these definitions.

Block. We use the term *deallocation block* to mean a sequence of allocations. The deallocation block is the unit for the deallocation of stack allocated memory. Ideally, the deallocation block is intended to represent the concept of *block* of declarations as it is defined by the C language. The order of the allocations inside a deallocation block reflects the order of creation of the variables. For conformance with the C Standard, when clear from the context we will refer to a deallocation block simply as a *block*. A block can also be described as the portion of the stack between two subsequent block marks [BHPZ07].

Frame. With *frame* we mean a sequence of blocks. In the concrete memory model, a frame can also be characterized as the portion of the stack segment between two subsequent link marks [BHPZ07]. Each link mark uniquely identifies the call statement that has generated the link mark. To identify the call statements of the program under analysis we use the concept of *call site* — each call statement in the program is uniquely identified by a call site.²⁰ Each frame has a ‘callsite’ attribute. The value of this attribute is equal to the call site of the link mark that closes the frame — with this definition, from the program source code, the call site of a frame uniquely determines the shape of the whole frame.

EXAMPLE 16. Consider the code in Listing 32. The frame identified by the call site 1, that corresponds to the call statement at line 8, can be described as

$$[[\text{int } p], [\text{int } a, \text{int } b], [\text{int } c]].$$

Instead, the frame identified by the call site 2, that corresponds to the call statement at line 12, can be described as

$$[[\text{int } p], [\text{int } a, \text{int } b], [\text{int } d, \text{int } e]].$$

In the next we apply to the concepts just introduced the qualifiers *concrete* and *abstract*. If X is a labelled set of Y objects, then with *concrete* X we mean a labelled set of *concrete* Y objects; with *abstract* X we mean a labelled set of *abstract* Y objects. For example we call ‘abstract frame’ a sequence of abstract blocks; with ‘concrete allocation’ we mean a sequence of concrete locations. When the qualifier abstract/concrete is not specified, the context will clarify the intended one or if the statement is applicable to both cases.

²⁰A reasonable choice to implement the *call site* concept is to use the *program point* associated to the call statement. However, for clarity we want to keep separate the concept of call site and program point.

```

1 void g();
2
3 void f(int p) {
4     int a, b;
5     if (...) {
6         int c;
7         ...
8         g();           // Call site 1
9     } else {
10        int d, e;
11        ...
12        g();           // Call site 2
13    }
14 }

```

Listing 32: the call site completely identifies the shape of the frame.

5.6 The Concrete Memory Model

The concrete memory is organized as a labelled set of *segments*.

Text. The *text* segment is a labelled set of allocations used to represent the set of the possible targets of function pointers: basically there is one allocation for each function declared in the analyzed program. Each allocation is identified by the program point associated to the function declaration.²¹

Heap. The *heap* segment is a labelled set of allocations used to represent the objects created using the functions of the ‘`malloc`’ family. In this segment each allocation is labelled by an address²² and has the attribute ‘`ppoint`’ (program point) that uniquely identifies the statement that has caused the allocation. Note that once fixed the analyzed program, the program point of the allocating statement identifies the type attribute of the allocation, that is, the shape of the allocation. As a consequence, given two heap allocations with the same program point attribute we know that these allocations have also the same shape.

Global. The *global* segment is a sequence of allocations that represent the global variables of the analyzed program. Note that the order of the allocations inside the global segment is not specified by the C Standard; thus, this detail is left to the particular execution model implemented; for instance, this order may be influenced by the particular combination of architecture/compiler chosen as target for the analysis.

Stack frames. The *stack frames* segment is a sequence of frames. The sequence is organized such that the frame of index 0 represents the topmost frame²³ on the

²¹In case the same function is defined multiple times, then obvious disambiguation methods are necessary; for example, as considering only the first occurrence of the declaration.

²²At this level we are not interested in the details of the addressing schema of the concrete execution model. We simply require that each heap allocation can be identified inside the segment by a tag or *address*.

²³With *topmost frame* we mean the most recent frame on the stack, that is the frame below the topmost link mark.

stack and the frame of index n —where $n+1$ is the size of this segment— represents the oldest frame.²⁴

Stack top. The *stack top* segment represents the locations above the topmost link mark. It is a sequence of blocks (not contained in any frame), followed by a sequence of allocations (not contained in any block.).

Then we define a concrete memory $a \in \text{Mem}$ as a labelled set of the form

$$a = \{\text{text}, \text{heap}, \text{global}, \text{stackframes}, \text{stacktop}\}.$$

For convenience of notation we use the notation ‘ $a.X$ ’ to refer to the X segment of the memory a . For example, we write ‘ $a.\text{text}$ ’ to denote the text segment of a . Before describing how the *type* attribute of a concrete allocation determines the shape of the sequence of its locations, we need to introduce some notation.

DEFINITION 5.5. (Concatenation of sequences.) Let $A = [A_0, \dots, A_n]$ and $B = [B_0, \dots, B_m]$ be two sequences; then we define $A :: B$ as the concatenation of the two sequences

$$A :: B \stackrel{\text{def}}{=} [A_0, \dots, A_n, B_0, \dots, B_m].$$

DEFINITION 5.6. (Concrete allocations.) We define the ‘ALLOC’ function by structural induction on the set of types ‘Types’. Let $t \in \text{Types}$. If t is a scalar type or a function type then²⁵

$$\text{ALLOC}(t) \stackrel{\text{def}}{=} [t].$$

If t is an array of $n \in \mathbb{N}$ elements of type t_0 then

$$\text{ALLOC}(t) \stackrel{\text{def}}{=} \underbrace{\text{ALLOC}(t_0) :: \dots :: \text{ALLOC}(t_0)}_{n+1 \text{ times}}.$$

If t is a structure type with fields: t_0 field₀; \dots ; t_n field_n; we define

$$\text{ALLOC}(t) \stackrel{\text{def}}{=} \text{ALLOC}(t_0) :: \dots :: \text{ALLOC}(t_n).$$

EXAMPLE 17. Consider Listing 33; then we have

$$\begin{aligned} \text{ALLOC}(\text{int}[4]) &= \underbrace{[\text{int}, \text{int}, \text{int}, \text{int}, \text{int}]}_{5 \text{ times}}; \\ \text{ALLOC}(\text{struct } A) &= [\text{int}, \text{int}, \text{int}, \text{int}, \text{int}, \text{float}]; \\ \text{ALLOC}(\text{struct } B) &= [\text{double}, \text{int}, \text{int}, \text{int}, \text{int}, \text{int}, \text{int}, \text{int}, \text{float}, \text{char}]. \end{aligned}$$

²⁴For instance, in the analysis of a complete program, the oldest frame, if present, is generated by one of the call statements contained in the ‘main()’ function.

²⁵For the definition of the concept of *type* we refer to the C Standard [Int99, 6.2.5.21]: *arithmetic* types and *pointer* types are collectively called *scalar* types. Array and structure types are collectively called *aggregate* types.

```

1 struct A {
2     int a[4];
3     float b;
4 };
5
6 struct B {
7     double x;
8     struct A a;
9     char y;
10 };

```

Listing 33: the definition of an aggregate type.

5.7 The Abstract Memory Model

Now, having introduced these basic ingredients, we can describe the organization of the abstract memory that, as the concrete memory model, is composed by different *segments*.

Text. The *text* segment is a labelled set of abstract allocations that used as targets for function pointers. The definition of the abstract text segment is the same of the concrete case: there is one text location for each function point declared in the analyzed program and each location is labelled by the program point associated to the function declaration.

Heap. The *heap* segment is a labelled set of allocations used to abstract all the possible heap-allocated objects. Each heap allocation has as attribute the program point of the statement that has caused the allocation which is also used as label to identify the allocation inside the segment. This means that the abstract heap segment contains only one allocation for each allocating statement of the analyzed program.

Global. The *global* segment is a sequence of allocations that represents the global variables of the analyzed program. The order of the allocations inside the *abstract* global segment is chosen to reflect the layout of the *concrete* global segment.

To represent the abstraction of the concrete stack we use three distinct segments.

Stack top. The *stack top* segment represents the portion of the stack above the topmost link mark. As in the concrete case, the stack top is formalized as a sequence of blocks (not contained in any frame), followed by a sequence of allocations (not contained in any block.)

Stack head. The *stack head* segment is a sequence of frames.

Stack tail. The *stack tail* segment is a labelled set of frames where each frame is labelled by its ‘call site’ attribute. This means that the stack tail contains at most one frame for each of the possible call sites of the analyzed program.

Finally, we define an abstract memory $a \in \text{Mem}^\sharp$ as a labelled set

$$a = \{\text{text}, \text{heap}, \text{global}, \text{stacktail}, \text{stackhead}, \text{stacktop}\}.$$

As for the concrete memory, for convenience of notation we write ‘ $a.X$ ’ to refer to the X segment of the abstract memory a ; for example we write ‘ $a.\text{text}$ ’ to denote

the text segment of the abstract memory a . Now we present how the type of an abstract allocation determines the shape of the sequence of its locations.

DEFINITION 5.7. (Abstract allocations.) *Let $t \in \text{Types}$. If t is a scalar type or a function type, then*

$$\text{ALLOC}^\sharp(t) \stackrel{\text{def}}{=} [t],$$

If t is an array of $n \in \mathbb{N}$ elements of type t_0 then

$$\text{ALLOC}^\sharp(t) \stackrel{\text{def}}{=} \text{ALLOC}^\sharp(t_0) :: \text{ALLOC}^\sharp(t_0) :: \dots :: \text{ALLOC}^\sharp(t_0).$$

If t is a structure type with fields: t_0 field₀; \dots ; t_n field_n; we define

$$\text{ALLOC}^\sharp(t) \stackrel{\text{def}}{=} \text{ALLOC}^\sharp(t_0) :: \dots :: \text{ALLOC}^\sharp(t_n).$$

EXAMPLE 18. *Consider again Listing 33; this time we have*

$$\begin{aligned} \text{ALLOC}^\sharp(\text{int}[4]) &= \underbrace{[\text{int}, \text{int}, \text{int}]}_{3 \text{ times}}; \\ \text{ALLOC}^\sharp(\text{struct } A) &= [\text{int}, \text{int}, \text{int}, \text{float}]; \\ \text{ALLOC}^\sharp(\text{struct } B) &= [\text{double}, \text{int}, \text{int}, \text{int}, \text{float}, \text{char}]. \end{aligned}$$

Note that we approximate arrays using three parts. In Section 5.12 we show how these parts can be used by the analysis.

5.8 The Lattice Structure

As in Section 3, we formalize the concrete domain as the complete lattice generated by the powerset of the concrete memories Mem . Our next step is to introduce the missing elements required to complete the structure of complete lattice for the abstract domain. The bottom (\perp) and the top (\top) elements are defined ad-hoc. Now we introduce the two binary operations of meet (\sqcap) and join (\sqcup) and the partial order (\sqsubseteq). In our analysis the operations of join and meet, as well as the query on the partial order, always occur between abstractions having a *similar structure*; these are the cases that we consider “interesting” and on which we define the operations. However, since the formalization requires *total* operations, we will extend the definition to “non-interesting” cases in a trivial way, that is when asked to compute the join or the meet, we will simply answer \top and \perp , respectively. Note that this is a specialization of the behaviour described in Definition 5.1. In this sense, when we say that two elements of Mem^\sharp , say $\langle f, P \rangle, \langle g, Q \rangle$, share a similar structure we mean that $f = g$. To formalize the concept of *similar structure* we introduce the relation ‘Compatible’.

DEFINITION 5.8. (Compatibility between abstract memories.) *Let*

$$\text{Compatible} \subseteq \text{Mem}^\sharp \times \text{Mem}^\sharp$$

be defined as follows. Let $A, B \in \text{Mem}^\sharp$; then we say that $(A, B) \in \text{Compatible}$ when the following conditions hold:

$$\begin{aligned} \text{SHAPE}(A.\text{text}) &= \text{SHAPE}(B.\text{text}); \\ \text{SHAPE}(A.\text{heap}) &= \text{SHAPE}(B.\text{heap}); \\ \text{SHAPE}(A.\text{global}) &= \text{SHAPE}(B.\text{global}); \\ \text{SHAPE}(A.\text{stacktop}) &= \text{SHAPE}(B.\text{stacktop}); \\ \text{SHAPE}(A.\text{stackhead}) &= \text{SHAPE}(B.\text{stackhead}). \end{aligned}$$

Note that in the definition of the ‘Compatible’ relation, no constraints are specified on the shape of the stack tail segment.

DEFINITION 5.9. (Abstract domain partial order.) Let A and B be two labelled sets.²⁶ Let

$$A \leq B \stackrel{\text{def}}{\iff} \text{dom}(A) \subseteq \text{dom}(B) \wedge \forall l \in \text{dom}(A) : A(l) \leq B(l).$$

Let $A, B \in \text{Mem}^\sharp$. We say that

$$A \sqsubseteq B \stackrel{\text{def}}{\iff} (A, B) \in \text{Compatible} \wedge A \leq B.$$

Note that this definition proceeds inductively on the structure of the abstract memory. The base case of this induction are *locations*. On locations, the definition of the partial order ‘ \sqsubseteq ’, of the operations ‘ \sqcup ’ and ‘ \sqcap ’, depends on the particular abstract domain adopted.

EXAMPLE 19. With location address we mean an information that allow to identify a location inside a memory. If the abstract memory is based on a points-to domain, locations are formalized as sets of location addresses — a set of location addresses is used to represent the set of the possibly pointed locations. In this case, the partial order on locations is simply the relation of containment ‘ \subseteq ’ between sets of location addresses.

DEFINITION 5.10. (Abstract domain join operation.) Let A and B be labelled sets. We define $A \vee B$ such that $\text{dom}(A) \cup \text{dom}(B) = \text{dom}(C)$ and, for all $l \in \mathcal{L}$,

$$(A \vee B)(l) \stackrel{\text{def}}{=} \begin{cases} A(l), & \text{if } l \in \text{dom}(A) \setminus \text{dom}(B); \\ B(l), & \text{if } l \in \text{dom}(B) \setminus \text{dom}(A); \\ A(l) \vee B(l), & \text{otherwise.} \end{cases}$$

Let $A, B \in \text{Mem}^\sharp$. We define

$$A \sqcup B \stackrel{\text{def}}{=} \begin{cases} A \vee B, & \text{if } (A, B) \in \text{Compatible}; \\ \top, & \text{otherwise.} \end{cases}$$

DEFINITION 5.11. (Abstract memory meet operation.) Let A and B be labelled sets. We define $A \wedge B$ such that $\text{dom}(A) \cap \text{dom}(B) = \text{dom}(C)$ and, for all

²⁶As said above this definition is valid also if A and B are *sequences*, as the *sequence* is a particular case of *labelled set*.

$l \in \mathcal{L}$,

$$(A \wedge B)(l) \stackrel{\text{def}}{=} A(l) \wedge B(l).$$

Let $A, B \in \text{Mem}^\sharp$. We define

$$A \sqcap B \stackrel{\text{def}}{=} \begin{cases} A \wedge B, & \text{if } (A, B) \in \text{Compatible}; \\ \perp, & \text{otherwise.} \end{cases}$$

In the computation of the meet operation it is possible to reach the bottom on some of the locations.²⁷ Depending on the position of the locations inside the abstract memory, this bottom can be propagated. If the bottom is reached on a location contained in the stack tail, then the bottom can be propagated to the frame that contains the location: this is equivalent to removing the frame from the stack tail. If the bottom location is in any other segment then the bottom can be extended to the whole memory. The reason of this will be clarified by the definition of the semantics of the abstract memory.

5.9 Concretization Function of the Abstract Memory

This section presents the concretization function for the abstract memory model Mem^\sharp . The definition proceed by structural induction on the definition of abstract memory. The first step is to find a mapping between the shape of the concrete memory and the shape of the abstract memory. Note that at this point we are not interested in dealing with the *value* of the memory—which is defined by the value of the locations—but only in describing a relation about the *shape*. In other words, given an abstract element $\langle f, P \rangle \in \text{Mem}^\sharp$ and a $m \in \text{Mem}$, we are now trying to identify the function $f \in \Lambda$ is defined on m (Definition 5.1). As already done for the definition of the operations of meet and join, we first formulate a *compatibility* relation to express the requirements on the *structure* of the concrete and abstract memories.

DEFINITION 5.12. (Compatibility between concrete and abstract memories.) Let

$$\text{Compatible} \subseteq \text{Mem} \times \text{Mem}^\sharp.$$

Let $A \in \text{Mem}^\sharp$ and $C \in \text{Mem}$; then we say that $(C, A) \in \text{Compatible}$ when hold the

²⁷Locations represents elements of the underlying abstract domain. Computing the meet between two locations, it is possible to reach the bottom of the abstract domain.

following conditions

$$\text{SHAPE}(C.\text{text}) = \text{SHAPE}(A.\text{text}); \quad (1)$$

$$\forall l \in \text{dom}(C.\text{heap}) : C.\text{heap}(l).\text{ppoint} \in \text{dom}(A.\text{heap}); \quad (2)$$

$$\text{SHAPE}(C.\text{global}) = \text{SHAPE}(A.\text{global}); \quad (3)$$

$$\text{SHAPE}(A.\text{stacktop}) = \text{SHAPE}(C.\text{stacktop}); \quad (4)$$

$$A.\text{stackhead.size} \leq C.\text{stackframes.size}; \quad (5)$$

$$\forall i \in \{0, \dots, A.\text{stackhead.size} - 1\} :$$

$$\text{SHAPE}(A.\text{stackhead}(i)) = \text{SHAPE}(C.\text{stackframes}(i)); \quad (6)$$

$$\forall i \in \{A.\text{stackhead.size}, \dots, C.\text{stackframes.size} - 1\} :$$

$$C.\text{stackframes}(i).\text{ppoint} \in \text{dom}(A.\text{stacktail}). \quad (7)$$

In words, a concrete memory $C \in \text{Mem}$ and an abstract memory $C \in \text{Mem}^\sharp$ are compatible when holds the following conditions.

- (1) The shapes of the text segments must be the equal. From the definition, both the concrete and the abstract segment contain an abstract allocation for every declared function. Hence, as long as A and C refer to the same program, this is always true.
- (2) Recall that, within the concrete heap segment, allocations are identified by *addresses*; whereas, in the abstract heap segment, allocations are identified by *program points*. For the heap segment we require that to each concrete heap allocation there corresponds an abstract heap allocation identified by the program point of the concrete allocation.
- (3) The shapes of the global segments must be equal. from the definition of shape, this implies that the global segments must contain the same number of allocations and that each concrete allocation corresponds to an abstract allocation with the same type. Again, as long as A and C refer to the same program this property is always true.
- (4) The *stack top* segments must have the same shape; that is, the parts of the stack above the topmost link mark must have the same shape.
- (5) The stack frames segment of C does not contain less frames than the stack head segment of A .
- (6) The shape of stack head segment of A must be a prefix of the shape of the stackframes segment of C .
- (7) The remaining part of the stack frames segment of C must be compatible with the stack tail segment of A . Recall that in the stack tail the frames are identified by their call site; thus, this means that to every frame of $C.\text{stackframes}$ corresponds in $A.\text{stacktail}$ a frame with the same call site.

Given a concrete memory $m \in \text{Mem}$ and an abstract memory $m^\sharp = \langle f, P \rangle \in \text{Mem}^\sharp$, once we know that the m is compatible with m^\sharp , we ask how the locations of m map onto the locations of m^\sharp , that is, *how* the function $f(m, \cdot): \mathcal{L} \rightarrow \mathcal{L}^\sharp$ is defined, as this is required in order to complete the definition of the semantics of the abstract domain (Definition 5.2). Before going into the details we introduce the idea behind the approach. By looking at the definitions of the concrete and abstract

memories, note that these objects can be seen as *trees* — every labelled set is a node with its elements as children. If *memories are trees*, then we can characterize *locations* as the *leaves*. In other words, a location can be uniquely identified within a memory by the *path* that connects the root of the tree to the corresponding leaf node. Under these assumptions we can identify *concrete location addresses* as the paths inside the concrete memories and the *abstract location addresses* as the paths inside the abstract memories. We can now restate our initial problem as the problem of determining a mapping from paths on a concrete tree to paths on an abstract tree. To do this we exploit the recursive structure of trees — for each subtree S^\sharp of m^\sharp we have to identify the set of subtrees S_0, \dots, S_n of m that are mapped into S^\sharp ; being the leaves the limit case of subtrees, we will end up having a map from the leaves of m to the leaves of m^\sharp . To formalize this mapping we use triples of the form

$$\langle S^\sharp, \{S_0, \dots, S_n\}, M \rangle,$$

where S^\sharp is a subtree of m^\sharp , S_0, \dots, S_n are the subtrees of m mapped into S^\sharp and M is a map that defines how the children of S_0, \dots, S_n are mapped to the children of S^\sharp .

DEFINITION 5.13. (Concretization of allocations.) *We define the MAP function by structural induction on the set Types. Let $t \in \text{Types}$; then*

$$\text{MAP}(t) \stackrel{\text{def}}{=} \begin{cases} \langle 0, \{0\}, \emptyset \rangle, & \text{if } t \text{ is scalar or function type;} \\ \langle 0, \{0\}, \text{MAP}(t_0) \rangle, & \\ \langle 1, \{1, \dots, n-1\}, \text{MAP}(t_0) \rangle, & \\ \langle 2, \{n\}, \text{MAP}(t_0) \rangle \rangle, & \text{if } t \text{ is an array of size } n \text{ of type } t_0; \\ \langle \langle i, \{i\}, \text{MAP}(t_i) \rangle \mid i \in \{0, \dots, n\} \rangle, & \\ \langle \langle i, \{i\}, \text{MAP}(t_i) \rangle \mid i \in \{0, \dots, n\} \rangle, & \text{if } t = \text{struct} : t_0 \text{ field}_0, \dots, t_n \text{ field}_n; \end{cases}$$

Let $a_0, \dots, a_n, a^\sharp$ be allocations such that

$$\forall i \in \{0, \dots, n\} : a^\sharp.\text{type} = a_i.\text{type}.$$

Then we define

$$\text{MAP}(a^\sharp, \{a_0, \dots, a_n\}) \stackrel{\text{def}}{=} \langle a^\sharp, \{a_0, \dots, a_n\}, \text{MAP}(a_0.\text{type}) \rangle.$$

Recall that allocations are the base case of the definition of SHAPE: the shape of an allocation is its type attribute. This means that the above condition on the types of the allocations is equivalent to say that $a_0, \dots, a_n, a^\sharp$ must have the same shape.

DEFINITION 5.14. (Concretization of labelled sets.) *Let $S_0, \dots, S_n, S^\sharp$ be labelled sets such that*

$$\forall i \in \{0, \dots, n\} : \text{SHAPE}(S^\sharp) = \text{SHAPE}(S_i).$$

Then we define $\text{MAP}(S^\sharp, \{S_0, \dots, S_m\})$ as the set

$$\left\langle S^\sharp, \{S_0, \dots, S_m\}, \left\{ \text{MAP}(S^\sharp(l), \{S_0(l), \dots, S_n(l)\}) \mid l \in \text{dom}(S_0) \right\} \right\rangle.$$

Note that from the definition of labelled set, if $S_0, \dots, S_n, S^\sharp$ have the same shape, then they have also the same domain (Definition 5.4); that is, the definition is well formed.

DEFINITION 5.15. (Concretization of memories.) Let $m \in \text{Mem}$ and $m^\sharp \in \text{Mem}^\sharp$ such that

$$\begin{aligned} m &= \{\text{text}, \text{heap}, \text{global}, \text{stackframes}, \text{stacktop}\}, \\ m^\sharp &= \{\text{text}^\sharp, \text{heap}^\sharp, \text{global}^\sharp, \text{stacktail}, \text{stackhead}, \text{stacktop}^\sharp\}. \end{aligned}$$

If $(m, m^\sharp) \in \text{Compatible}$ we define $\text{MAP}(m, m^\sharp)$ as the set

$$\begin{aligned} &\left\{ \text{MAP}(\text{text}^\sharp, \{\text{text}\}), \text{MAP}(\text{global}^\sharp, \{\text{global}\}), \text{MAP}(\text{stacktop}^\sharp, \{\text{stacktop}\}) \right\} \\ &\cup \left\{ \text{MAP}(a^\sharp, \{a \in \text{heap} \mid a.\text{ppoint} = a^\sharp.\text{ppoint}\}) \mid a^\sharp \in \text{heap}^\sharp \right\} \\ &\cup \left\{ \text{MAP}(f^\sharp, \{\text{stackframes}(i) \mid \text{stackframes}(i).\text{callsite} = f^\sharp.\text{callsite}, \right. \\ &\quad \left. i \in \{\text{stackhead.size}, \dots, \text{stackframes.size} - 1\} \}) \mid f^\sharp \in \text{stacktail} \right\} \\ &\cup \left\{ \text{MAP}(\text{stacktail}(i), \{\text{stackframes}(i)\}) \mid i \in \{0, \dots, \text{stackhead.size} - 1\} \right\}. \end{aligned}$$

Note that the requirement of compatibility between the concrete memory m and the abstraction m^\sharp ensures that the function MAP is well defined. Once completed the definition of the function $f \in \Lambda$, the semantics of the abstraction can be completed following the idea described in Definition 5.2. Alternatively, using the approach informally presented in the introduction (Section 2.6), the concretization function can be expressed in terms of approximation between locations, thus relying on the definition of the concretization function for the elements of the underlying abstract domain. Let $m \in \text{Mem}$ and $m^\sharp = \langle f, P \rangle \in \text{Mem}^\sharp$ and let $f \in \Lambda$ the location abstraction function of m^\sharp , then we say that $m \in \gamma(m^\sharp)$ when

$$\forall l \in \mathcal{L} : f(m, l) \text{ is defined} \implies m[l] \in \gamma(m^\sharp[f(m, l)]);$$

that for a points-to domain can also be written as

$$\forall l \in \mathcal{L} : f(m, l) \text{ is defined} \implies f(m, \text{POST}(m, l)) \in \text{POST}(m^\sharp, f(m, l)).$$

5.9.1 Singular Locations. The definition of *singular location* introduced in Definition 5.3 is not applicable in a practical implementation as it would require to explicitly check the existence of an m in the concretization of m^\sharp with certain properties. As a consequence we need a safe approximation of the set of singular locations of an abstract memory. From the above definitions it can be easily seen that every abstract location that represents the middle part of an array of size not

less than three is certainly non-singular. The same holds also for stack tail segment: each frame in this segment can represent *more* concrete frames; then, during the analysis we assume that all the locations contained in the stack tail are non-singular. Analogously for heap allocations; it is impossible to tell for a given allocating statement if it can be executed *at most* one time; in other words, it is impossible to tell if there exist a $m \in \gamma(m^\sharp)$ such that a given abstract heap allocation abstracts *more* concrete heap allocations. As a consequence, we *safely* assume that all abstract heap allocations are non-singular.

5.10 Abstract Operations

This section presents some informal considerations about the remaining operations required in order to complete the description of the execution model. We have already described the problem of formalizing operations on the memory model in Section 2.2: some operations are necessary to formulate the concrete execution model Mem; these are then generalized to the concrete domain $\wp(\mathcal{C})$ and an approximation on \mathcal{A} is provided. Consider for instance the assignment operation. Other operations are not required by the concrete execution model, but are useful for the analysis; these operations are directly formulated on the concrete domain $\wp(\mathcal{C})$ and, as usual, an abstract counterpart is formulated on \mathcal{A} . Consider for instance the *filter*, the *merge* and *meet* operations. A more rigorous description of some of these is presented in [BHPZ07].

5.10.1 *Notation.* Before proceeding we introduce some notation. Let A be a non empty sequence. We write $A = [H \mid T]$ to mean with H the first element of A , also called the *head* element of A ; and with T the remaining part of A , also called the tail of the sequence A . We denote with $[\]$ the empty sequence.

5.10.2 *The Mark Operation.* This operation has the effect of closing the current block. In our memory model we have modeled the stack top segment a sequence of blocks ‘Bs’ not contained in any frame, followed by a sequence of allocations ‘As’ not contained in any block. Let $m \in \text{Mem}$ be such that

$$m.\text{stacktop} = [\text{As}, \text{Bs}].$$

Then we have

$$\text{MARK}(m) = m_0 \in \text{Mem}$$

such that

$$m_0.\text{stacktop} = [\], [\text{As} \mid \text{Bs}],$$

while the rest of the memory is left unchanged. In words, the allocations ‘As’ present in the stack top segment are moved in a block at the head of the sequence of blocks ‘Bs’. The abstract mark operation is defined in the same way.

5.10.3 *The Link Operation.* This operation has the effect of creating a new frame on the stack. Let $m \in \text{Mem}$ be such that

$$\begin{aligned} m.\text{stacktop} &= [\], [B \mid \text{Bs}], \\ m.\text{stackframes} &= \text{Fs}. \end{aligned}$$

Let

$$\text{LINK}(m) = m_0 \in \text{Mem},$$

then we have

$$\begin{aligned} m_0.\text{stacktop} &= [[], [B]], \\ m_0.\text{stackframes} &= [\text{Bs} \mid \text{Fs}], \end{aligned}$$

and the rest of the memory is left unchanged. The block denoted above as B is intended to represent the arguments and the return value of the function call that has triggered the link operation. To emulate the arguments passing from the callee to the called context, the allocations of the block B are left in the stack top segment. The abstract operation is formulated similarly, the only difference is that the ‘stackhead’ segment is used instead of the stack frames segment. Let $m^\# \in \text{Mem}^\#$ be such that

$$\begin{aligned} m^\#.\text{stacktop} &= [[], [B \mid \text{Bs}]], \\ m^\#.\text{stackhead} &= \text{Fs}, \end{aligned}$$

Let

$$\text{LINK}^\#(m^\#) = m_0^\# \in \text{Mem},$$

then we have

$$\begin{aligned} m_0^\#.\text{stacktop} &= [[], [B]], \\ m_0^\#.\text{stackhead} &= [\text{Bs} \mid \text{Fs}]. \end{aligned}$$

5.10.4 *The New Variable Operation.* This operation is required to populate the stack. Ideally this operation can be split in two parts: first, the creation of the new allocation; second the initialization of its locations. Since the initialization can be treated a sequence of assignments, here we consider only the creation of the new locations. Let $m \in \text{Mem}$ be such that

$$m.\text{stacktop} = [\text{As}, \text{Bs}].$$

Let $t \in \text{Types}$ be the type of the allocated object and let

$$\text{NEW}_s(m, t) = m_0 \in \text{Mem}.$$

We have

$$m_0.\text{stacktop} = [[A \mid \text{As}], \text{Bs}],$$

where (Definition 5.6)

$$A = \text{ALLOC}(t).$$

Again, the abstract operation is defined in the same way, except that the new allocation A is defined as (Definition 5.7) $A = \text{ALLOC}^\#(t)$.

5.10.5 *The Unlink Operation.* This operation can be thought as the inverse of the link operation — if the link emulates the effects of a call statement then the unlink emulates the effects of a return statement. Let $m \in \text{Mem}$ be such that

$$\begin{aligned} m.\text{stackframes} &= [F \mid \text{Fs}], \\ m.\text{stacktop} &= [\], [B]. \end{aligned}$$

The block B contains the arguments and the return value of the called function that are returned to the caller context. In particular we assume that the stack top contains only one block and that the stack frames segment contains at least one frame — in words, this requires that every return statement must be preceded by a call statement. Let

$$\text{UNLINK}(m) = m_0 \in \text{Mem}.$$

We have

$$\begin{aligned} m_0.\text{stackframes} &= \text{Fs}, \\ m_0.\text{stacktop} &= [\], [B \mid F], \end{aligned}$$

while the rest of the of the memory is left unchanged. Note that the topmost frame F of the stack frames segment of m has been moved in m_0 to the stack top segment and the block B has been appended to it. Basically, the abstract operation is defined in the same way; the only difference is that instead of using the ‘stackframes’ segment the ‘stackhead’ segment is used.

5.10.6 *The Unmark Operation.* This operation can be thought as the inverse of the mark operation — if the mark operation creates a new block gathering all the ungrouped allocations of the stack top, then the unmark operation deletes these allocations and replaces them with the allocations contained in the topmost block. Let $m \in \text{Mem}$ be such that

$$m.\text{stacktop} = [\text{As}, [B \mid \text{Bs}]].$$

Let

$$\text{UNMARK}(m) = m_0 \in \text{Mem}.$$

We have

$$m.\text{stacktop} = [B, \text{Bs}],$$

while the rest of the memory is left unchanged. Note that the sequence of allocations ‘As’ has been removed and in its place we now find the allocations of the block B . The abstract operation is defined in the same way. It is worth stressing that the implementation of this abstract operation probably requires an additional step to notify the remaining locations that the locations in ‘As’ no more exist; for instance, this is required for a pointer that was pointing to one of the deallocated locations (As). In this case, depending on the concrete execution model adopted, this pointer can be marked as undefined.

In our model we use the following operations to set the degree of context-sensitivity of the analysis and to approximate recursive function calls. Both these operations have no effects on the concrete domain, that is, for all $m \in \text{Mem}$ we have

$\text{OP}(m) = m$. In terms of the approximation this means that for all $m^\sharp \in \text{Mem}$ we have that $\gamma(m^\sharp) \subseteq \gamma(\text{OP}(m^\sharp))$.

5.10.7 *The Stack Tail Push Operation.* This operation has the effect of moving the oldest frame of the stack head segment (from now the ‘pushed frame’) to the stack tail. Recall that the stack tail segment is a labelled set of frames where each frame is identified by a call site and that the call site uniquely identifies the shape of the frame. This means that for each call site the stack tail can contain only one frame. Thus, if it already contains a frame with the same call site of the pushed frame then the pushed frame will be merged into the corresponding stack tail frame. Otherwise, if no frames with the same call site are already present, the frame will be simply added to the stack tail. Let $m^\sharp \in \text{Mem}^\sharp$ be such that

$$\begin{aligned} m^\sharp.\text{stackhead} &= \text{Fs} :: [F], \\ m^\sharp.\text{stacktail} &= \{F_0, \dots, F_n\}, \end{aligned}$$

where F denotes the last element of the non-empty stack head segment; ‘Fs’ denotes the remaining part of the same sequence and $n = m^\sharp.\text{stacktail.size} \in \mathbb{N}$. Let

$$\text{TAILPUSH}^\sharp(m^\sharp) = m_0^\sharp \in \text{Mem}^\sharp.$$

then we have

$$\begin{aligned} m_0^\sharp.\text{stackhead} &= \text{Fs}, \\ m_0^\sharp.\text{stacktail} &= \begin{cases} \{F_0 \sqcap F, \dots, F_n\}, & \text{if } F_0.\text{callsite} = F.\text{callsite}; \\ \{F_0, \dots, F_n, F\}, & \text{otherwise.} \end{cases} \end{aligned}$$

Note that the stack tail segment is a labelled set, thus the order indicated above, F_0, \dots, F_n , among its frames is completely artificial and introduced for notational convenience — writing $F_0.\text{callsite} = F.\text{callsite}$ we mean that there exists a frame in the stack tail with the same call site of F .

5.10.8 *The Stack Tail Pop Operation.* This operation is the inverse of the stack tail push — it moves a frame from the stack tail back into the stack head segment. To do this we have to specify which frame to restore, that is the stack tail pop operation requires a call site. Let

$$\text{TAILPOP}^\sharp : \text{Mem}^\sharp \times \text{Callsites} \rightarrow \text{Mem}^\sharp$$

Given $c \in \text{Callsites}$ and $m^\sharp \in \text{Mem}^\sharp$, if the stack tail segment of m^\sharp does not contain any frame labelled c then the operation results in the \perp element. Otherwise let

$$\begin{aligned} m^\sharp.\text{stackhead} &= \text{Fs}, \\ m^\sharp.\text{stacktail} &= \{F_0, \dots, F_n\} \end{aligned}$$

be such that $F_0.\text{callsite} = c$. Then calling

$$\text{TAILPOP}^\sharp(m^\sharp) = m_0^\sharp \in \text{Mem}^\sharp,$$

we have

$$m_0^\sharp.\text{stackhead} = \text{Fs} :: [F],$$

while the rest of the memory, also the stack tail segment, remains unchanged.

5.11 Approximating the Stack

The concept of *stack tail* is introduced precisely to handle *recursion*. In presence of recursive function calls, the number of frames on the concrete stack cannot be limited by any finite bound. Beyond these theoretical considerations, just from a practical perspective it is unfeasible to keep an arbitrary number of distinct abstract frames. The idea of our abstraction to address this problem is to represent ‘precisely’ the variables of the local environment, approximated by the *stack top* segment, and global variables, represented by the *global* segment. Also the topmost k frames of the concrete stack are abstracted ‘precisely’ by the *stack head* segment. However, we approximate more roughly in the *stack tail* segment, the content of the concrete stack below the first k frames. Frames in the stack tail are identified by their *call site*; this means that the concrete frames labelled by the same call site c that are below the k -th topmost frame, are all approximated by the same abstract frame, which is contained in the stack tail and it is identified by c .

5.12 Pointer Arithmetic

This section presents a prototype for handling pointer arithmetic. Complex approaches to this problem are already present in the literature; for example, *string cleanliness* techniques associate an integer quantity to every possible target of a pointer, to represent the distance between the beginning of the pointed object and the pointed address. These integer quantities are then approximated by the analysis using a some numerical abstraction; with the availability of *relational* numerical domains, these methods can be precise but costly [Fra07]. The method that we present now is *attribute independent* and it is completely handled by the points-to domain; the presence of an external numeric domain is assumed only to query for the value of integer expressions during the evaluation of the pointer arithmetic. Let $m^\# \in \text{Mem}^\#$ and consider the expression $p + i$ where

- the expression p is of pointer type and its abstract evaluation results in a location that is part of an array. We assume to know the type of the elements of the array and the size of the array itself.
- The expression i is of integer type and it represents the added offset.

To represent the possible errors that can arise from the concrete evaluation of the expression $p + i$, we use the set

$$\text{RTSErrors} \stackrel{\text{def}}{=} \{E^-, E^+\},$$

where with ‘ E^- ’ we denote the *array underflow error* and with ‘ E^+ ’ we denote the *array overflow error*. To formalize the concrete evaluation of a pointer arithmetic expressions, let

$$\text{PTRARITH}: \text{Mem} \times \text{Expr} \times \text{Expr} \mapsto \mathcal{L} \cup \text{RTSErrors}$$

be a partial function defined for every pair of expressions $p, i \in \text{Expr}$ where p is of pointer type and i is of integer type.²⁸ Let

$$\text{PTRARITH}: \wp(\text{Mem}) \times \text{Expr} \times \text{Expr} \mapsto \wp(\mathcal{L} \cup \text{RTSErrors})$$

²⁸We assume that the two sets \mathcal{L} and RTSErrors have disjoint representations.

be its extension to sets of concrete memories defined, for all $M \subseteq \text{Mem}$, as

$$\text{PTRARITH}(M, p, i) \stackrel{\text{def}}{=} \bigcup \{ \text{PTRARITH}(m, p, i) \mid m \in M \}.$$

A rigorous definition of $\text{PTRARITH}(m, p, i)$ would require a rigorous definition concrete execution model [BHPZ07]; an informal presentation of the concrete semantics used here is later discussed in Section 5.12.2. To denote the approximation for the concrete operation PTRARITH we introduce the function²⁹

$$\text{PTRARITH}: \text{Mem}^\sharp \times \text{Expr} \times \text{Expr} \mapsto \wp(\mathcal{L}^\sharp \cup \text{RTSErrors}).$$

Generally, in an abstract memory description m^\sharp , the evaluation of a pointer expression results in a *set* of abstract locations. It is however convenient to define the abstract semantics of the PTRARITH function by working on one abstract location at a time. Thus, to ease the presentation we introduce the helper function

$$\text{PTRARITH}: \text{Mem}^\sharp \times \text{Loc}^\sharp \times \text{Expr} \rightarrow \wp(\mathcal{L}^\sharp \cup \text{RTSErrors})$$

where, given $m^\sharp \in \text{Mem}^\sharp$, $l \in \text{Loc}^\sharp$ and the integer expression $i \in \text{Expr}$, with $\text{PTRARITH}(m^\sharp, l, i)$ we represent the set of the possible abstract locations resulting from the addition of the value of i to the location l in the memory m^\sharp . Let again $p, i \in \text{Expr}$; then we define

$$\text{PTRARITH}(m^\sharp, p, i) \stackrel{\text{def}}{=} \bigcup \{ \text{PTRARITH}(m^\sharp, l, i) \mid l \in \text{EVAL}(m^\sharp, p) \}.$$

To query the numerical domain about the value of the integer expression i we assume the existence of a function

$$\text{EVALINT}: \text{Mem}^\sharp \times \text{Expr} \rightarrow \wp(\mathbb{Z})$$

with the following semantics

$$\text{EVALINT}(m^\sharp, i) \stackrel{\text{def}}{=} \left\{ z \in \mathbb{Z} \mid \exists m \in \gamma(m^\sharp) . m[\text{EVAL}(m, i)] = z \right\}.$$

In words, the function EVALINT returns the set of the possible values that the integer expression i can assume in the concrete memories m approximated by m^\sharp .

The function PTRARITH is defined as follows. We first introduce some notation. Let $S \in \mathbb{N} \setminus \{0\}$ be the size of the array on which we are performing pointer arithmetic.

Symbol	Description	Concrete range
E^-	Array underflow error.	$(-\infty, -1]$
H	Array head location.	$[0, 1)$
T	Array tail location.	$[1, S)$
O	Array off-by-one location.	$[S, S + 1)$
E^+	Array overflow error.	$[S + 1, +\infty)$

The abstract memory model described in Section 5.3 approximates array variables using three distinct abstract locations here denoted with ‘ H ’, ‘ T ’ and ‘ O ’; we use the symbols ‘ E^+ ’ and ‘ E^- ’ to denote the possible exceptional outcome of the arithmetic operation due to the exceeding of the array bounds. Let $S \in \mathbb{N} \setminus \{0\}$ be the size of

²⁹Also in this case we assume that \mathcal{L}^\sharp and RTSErrors have disjoint representations.

the considered array; we distinguish four possible cases: $S = 1, S = 2, S = 3, S \geq 4$. Each of these cases is described by one of the below tables. In each of this tables, the first column contains a set of intervals of \mathbb{Z} that forms a partition of \mathbb{Z} itself. The first row of these tables represents instead the three possibility for the abstract locations l supplied to the function PTRARITH. Let $D = D(S)$ be the table corresponding to the location l . We denote as ‘ D .rows’ the number of rows of the table D . For each $n \in \{1, \dots, D$.rows $\}$ we denote as ‘ D .row(n)’ the n -th row of the table D . Given a row R of D we denote as ‘ R .interval’ the interval of \mathbb{Z} associated to R , which is located in the first column. With ‘ R .loc(l)’ we denote the cell at the intersection of the row R and the column associated to the location l — the second column if l represents the *head* location H of the array, the third column if l represents the *tail* location T , or the fourth column if l represents the *off-by-one* location O . With this notation, the function PTRARITH can be defined as

$$\text{PTRARITH}(m^\#, l, i) \stackrel{\text{def}}{=} \bigcup \{ L(S, i) \mid i \in \{1, \dots, D$$
.rows $\} \};$

where

$$R(S, n) \stackrel{\text{def}}{=} D(S)$$
.row(n);
$$L(S, n, l) \stackrel{\text{def}}{=} \begin{cases} R(S, n)$$
.loc(l), & \text{if } R(S, n).interval \cap EVALINT($m^\#, i$) $\neq \emptyset$; \\ \emptyset, & \text{otherwise.} \end{cases}

$S = 1$	H	T	O
$(-\infty, -2]$	E^-		E^-
-1	E^-		H
0	H		O
1	O		E^+
$[2, \infty)$	E^+		E^+

$S = 2$	H	T	O
$(-\infty, -3]$	E^-	E^-	E^-
-2	E^-	E^-	H
-1	E^-	H	T
0	H	T	O
1	T	O	E^+
2	O	E^+	E^+
$[3, \infty)$	E^+	E^+	E^+

$S = 3$	H	T	O
$(-\infty, -4]$	E^-	E^-	E^-
-3	E^-	E^-	H
-2	E^-	E^-, H	T
-1	E^-	H, T	T
0	H	T	O
1	T	T, O	E^+
2	T	O, E^+	E^+
3	O	E^+	E^+
$[4, \infty)$	E^+	E^+	E^+

$S \geq 4$	H	T	O
$(-\infty, -S - 1]$	E^-	E^-	E^-
$-S$	E^-	E^-	H
$1 - S$	E^-	E^-, H	T
$[2 - S, -2]$	E^-	E^-, H, T	T
-1	E^-	H, T	T
0	H	T	O
1	T	T, O	E^+
$[2, S - 2]$	T	T, O, E^+	E^+
$S - 1$	T	O, E^+	E^+
S	O	E^+	E^+
$[S + 1, \infty)$	E^+	E^+	E^+

Since the C language provides various mechanism to create arrays whose size is computed at run-time, we ought to consider the case of handling pointer arithmetic

```

1  const unsigned int N = ...;
2  int a[N];
3
4  void foo(const T* first, const T* last) {
5      // PP0
6      while (true) {
7          // PP1
8          if (first == last) break;
9          // PP2
10         ... = *first;
11         // PP3
12         ++first;
13     }
14     // PP5
15 }

```

Listing 34: an example of a simple loop that depends on the pointer arithmetic computation.

on arrays of unknown size.³⁰ To handle the case of arrays of unknown size we compute a merge of the above cases, obtaining the following table.

$S > 0$	H	T	O
$(-\infty, -2]$	E^-	E^-, H, T	E^-, H, T
-1	E^-	H, T	H, T
0	H	T	O
1	T, O	T, O	E^+
$[2, \infty)$	T, O, E^+	T, O, E^+	E^+

5.12.1 *Examples.* The following examples illustrate the described method applied to Listing 34. For convenience of notation we represent the steps of the computation using a table with two columns: the first column shows the program point currently executed and the second column shows the abstract value of the variable ‘first’; note indeed that the value of the pointer variable ‘last’ is never changed by the execution of the function ‘foo’. Since the ‘foo’ function contains a loop, the abstract computation terminates when a fix-point is reached; to separate the different iterations of the loop analysis we use horizontal lines. In the last row of the table we will show the result of the merge of all the exit states of the loop. For simplicity of presentation we assume that the array ‘a’ declared at line 2 contains at least four elements.

EXAMPLE 20. Consider the call ‘foo(a, a + N)’. In the concrete domain the expression ‘a + N’ evaluates to the address one-past-the-end of the array ‘a’, that in the abstract domain corresponds to the off-by-one abstract location O . During all the execution of the ‘foo’ function we have $\text{EVAL}(m^\#, \text{last}) = \{O\}$. Instead, the expression ‘a’ evaluates to the address of the begin of the array ‘a’, that in the

³⁰Or of *partially* unknown size. For example, the analysis could be able to determine some approximation of the value used to specify the size the array during its allocation.

abstract domain corresponds to the head abstract location H . Thus, at the entry point of ‘foo’, the expression ‘first’ evaluates to H . These are the steps of the execution

PP	EVAL($m^\sharp, first$)
0	H
1	H (1st)
5	\perp
2	H
3	H
1	T (2nd)
5	\perp
2	T
3	T
1	T, O (3rd) Fixpoint
5	O
2	T
3	T
5	O

Note that the filter on the guard condition of the loop ‘first == last’ at line 8, is able to split the points-to information

$$\{\langle first, a.T \rangle, \langle first, a.O \rangle\}$$

into $\{\langle first, a.T \rangle\}$ for the else branch –that represents the continuation of the loop– and into $\{\langle first, a.O \rangle\}$ for the then branch, that represents the execution paths that exit from the loop. In this case the analysis finds the fixpoint of the loop without signalling any error due to the pointer arithmetic; that is, it is able to prove the absence of errors in the execution of the loop.

EXAMPLE 21. Consider the call ‘foo(a, a)’. During all the execution we have

$$\text{EVAL}(m^\sharp, last) = \{H\}.$$

These are the steps of the execution

PP	EVAL($m^\sharp, first$)
0	H
1	H (1st) Fixpoint
5	H
2	\perp (unreachable)
5	H

In this case the analysis is able to prove that the execution exits immediately from the loop without modifying the value of ‘first’ and without any error.

EXAMPLE 22. Consider the call ‘foo($a + N, a + N$)’. This case is very similar to the previous one. During the execution we have $\text{EVAL}(m^\sharp, last) = \{O\}$. These are the steps of the execution

<i>PP</i>	$\text{EVAL}(m^\sharp, \textit{first})$
0	O
1	O (1st) Fixpoint
5	O
2	\perp (unreachable)
5	O

Note that at the first iteration of the loop the filter is able to prove that ‘*first*’ and ‘*last*’ are definitely aliases. Also in this case the analysis is able to prove that the execution exits immediately from the loop without modifying the value of ‘*first*’ and without any error.

EXAMPLE 23. Consider the call ‘ $\textit{foo}(a + N, a)$ ’. During the execution we have

$$\text{EVAL}(m^\sharp, \textit{last}) = \{H\}.$$

These are the steps of the execution

<i>PP</i>	$\text{EVAL}(m^\sharp, \textit{first})$
0	O
1	O (1st)
5	\perp
2	O
3	O (+ Dereference Warning)
1	E^+, \perp (2nd) Fixpoint
...	
5	\perp

In this case the analysis is able to detect that in the first iteration of the loop at program point 3 an off-by-one location is dereferenced. Depending on the concrete execution model adopted, the analyzer may assume that the concrete execution terminates or not. In the last case the analysis is able to prove that during the next iteration of the loop, the pointer ‘*first*’ is incremented beyond the legal bounds of the array.

EXAMPLE 24. Consider the calls ‘ $\textit{foo}(a + 4, a + 6)$ ’, ‘ $\textit{foo}(a + 5, a + 5)$ ’ and ‘ $\textit{foo}(a + 6, a + 4)$ ’, which have the same abstraction. Indeed the expressions ‘ $a + 4$ ’, ‘ $a + 5$ ’, ‘ $a + 6$ ’—and more generally the expressions ‘ $a + i$ ’ with $i \in \{1, \dots, N-1\}$ —all evaluate in the abstract memory to the tail location T of the array ‘ a ’. These are the steps of the execution

<i>PP</i>	$\text{EVAL}(m^\sharp, \textit{first})$
0	<i>T</i>
1	<i>T</i> (<i>1st</i>)
5	<i>T</i>
2	<i>T</i>
3	<i>T</i>
1	<i>T, O</i> ★ (<i>2nd Fixpoint</i>)
5	<i>T</i>
2	<i>T, O</i>
3	<i>T</i> (+ <i>Dereference warning</i>)
5	<i>T</i>

Note that $a.T$ is not singular; thus, the filter at the guard of the loop cannot remove the arc $\langle \textit{first}, a.T \rangle$ from the else branch. Then at program point 2 we still find $\{T, O\}$. The above table represents the case in which the execution model forbids to dereference pointers to the off-by-one location of an array. In this case, when the abstract execution reaches program point 3 in the last iteration of the loop the analyzer filters away the off-by-one locations from the possible targets of ‘*first*’ and raises a warning. In this case the analysis successfully detects the possibility of an error, indeed there exist at least one concrete execution in which the off-by-one location is dereferenced. Otherwise, if the analyzer accepts as valid the dereference of the off-by-one location at line 3 we would obtain

...	
3	<i>T, O</i>
1	<i>T, O</i> ★ (+ E^+)

That is the analysis detects that the increment of ‘*first*’ at line 12 can produce an error due to the exceeding of the array bounds.

Note that this model is symmetrical with respect to the direction of the increasing indices — the only difference is that the off-by-one location cannot be dereferenced, while the head location H can.

5.12.2 Derivation of the Rules. This section provides the reader with a justification of the presented rules for the handling of pointer arithmetic. However, in this case the concepts are intuitive and the additional burden required to introduce a rigorous model to describe the rules does worth the effort. Therefore, we limit the presentation to an informal justification of some of the cases with the conviction that the remaining cases can be deduced similarly. Consider the case of an array whose elements are of scalar type $t \in \text{Types}$ which contains at least four elements, that is, $S \geq 4$. Under these assumptions, the concrete allocation block generated by t is

$$\text{ALLOC}(t[S]) = [l_0, l_1, \dots, l_{S-1}, l_S];$$

where the last location of the sequence l_S represents the off-by-one location of the array. To this concrete allocation block corresponds the following abstract allocation block

$$\text{ALLOC}^\sharp(t[S]) = [H, T, O].$$

In this sense we can say that

$$\begin{aligned}\gamma(H) &= [l_0], \\ \gamma(T) &= [l_1, \dots, l_{S-1}], \\ \gamma(O) &= [l_S].\end{aligned}$$

Let $p \in \text{Expr}$, $A \in \mathcal{A}$ and $C \in \gamma(A)$.

—Consider the case $\text{EVAL}(C, p) = \{l_0\}$. Since C is approximated by A and $\gamma(H) = [l_0]$ we have that $H \in \text{EVAL}(A, p)$. In the concrete model if we move below the location l_0 we cross the boundaries of the array triggering an undefined behaviour. In the abstract model we approximate this with E^- to mean the array underflow. If we move above the location l_0 of $n \in \mathbb{N}$ positions, with $n \leq S$, we reach the concrete location l_n . In the abstract model, starting from the head abstract location H and adding n , with $n \in [1, S - 1]$, we reach the tail location T ; otherwise, for $n = S$ the off-by-one location O is reached. If we move above the location l_0 of $n \in \mathbb{N}$ positions, with $n > S$, we trespass the boundaries of the array producing an error, that we abstract with E^+ . Summing up we have, for the concrete model

Offset	$l_0 + \text{Offset}$
$(-\infty, 0)$	Error: array underflow.
0	l_0
1	l_1
...	
$S - 1$	l_{S-1}
S	l_S
$[S + 1, +\infty)$	Error: array overflow.

and its abstraction is

Offset	$H + \text{Offset}$
$(-\infty, 0)$	E^-
0	H
$[1, S)$	T
S	O
$[S + 1, +\infty)$	E^+

—In case we start from the off-by-one location l_S , that is $\text{EVAL}(C, p) = \{l_S\}$, in the abstract model we have $O \in \text{EVAL}(A, p)$. This case is quite symmetrical to the case of starting on the head location.

Offset	$l_S + \text{Offset}$
$(-\infty, -S)$	Error: array underflow.
$-S$	l_0
$1 - S$	l_1
...	
-1	l_{S-1}
0	l_S
$[1, +\infty)$	Error: array overflow.

and its abstraction is

Offset	$O + \text{Offset}$
$(-\infty, -S)$	E^-
$-S$	H
$[1 - S, 0)$	T
0	O
$[1, +\infty)$	E^+

—We now consider all the cases $\text{EVAL}(C, p) = \{l_n\}$ with $n \in [1, S - 1]$ as these cases have the same abstraction. All the concrete locations l_1, \dots, l_{S-1} are indeed abstracted by the same abstract location T . The difference with respect to the two previous cases is that when we perform pointer arithmetic on the tail of an array we do not know on which concrete location we are working: there is indeed a *set* of possible locations. This means for instance that if we move from the l_1 by an offset of 1 we reach l_2 , which is still in the tail; but starting from l_{S-1} we obtain l_S , which is in the off-by-one location O . From this reasoning it can be easily derived the result presented in the following tables.

Offset	$l_1 + \text{Offset}$...	$l_{S-1} + \text{Offset}$
$(-\infty, -S]$	underflow	underflow	underflow
$1 - S$	underflow	...	l_0
$2 - S$	underflow	...	l_1
...			
-2	underflow	...	l_{S-3}
-1	l_0	...	l_{S-2}
0	l_1	...	l_{S-1}
1	l_2	...	l_S
2	l_3	...	overflow
...			
$S - 2$	l_{S-1}	...	overflow
$S - 1$	l_S	overflow	overflow
$[S, \infty)$	overflow	overflow	overflow

and its abstraction is

Offset	$O + \text{Offset}$
$(-\infty, -S]$	E^-
$1 - S$	E^-, H
$[2 - S, -2]$	E^-, H, T
-1	H, T
0	T
1	T, O
$[2, S - 2]$	T, O, E^+
$S - 1$	O, E^+
$[S, \infty)$	E^+

Composing these three cases we obtain the complete table for the case $S \geq 4$ for the abstract pointer arithmetic rules.

5.13 Relational Operators

Just not cited above for simplicity of notation, we describe here one of the possible extensions to the filter operation that in some sense is bound to the handling of pointer arithmetic. In particular now we want to consider the use of relational operators—the ‘<=’, ‘<’ and their symmetric—and their interaction with the points-to problem. We report here the statement of the C standard about the use of relational operators between pointers [Int99, 6.5.8.5]:

If the objects pointed to are members of the same aggregate object, pointers to structure members declared later compare greater than pointers to members declared earlier in the structure, and pointers to array elements with larger subscript values compare greater than pointers to elements of the same array with lower subscript values. [...] If the expression P points to an element of an array object and the expression Q points to the last element of the same array object, the pointer expression Q+1 compares greater than P. In all other cases, the behavior is undefined.

Recalling the simplified model introduced in Section 3, we need to extend the set of the possible operators {eq, neq} to comprehend the additional operators of interest. Once augmented the set Cond with the new conditions we have to define a proper concrete semantics for the new elements. Formally, this requires the definition of a partial order on the set of location addresses. This partial order should satisfy the requirements of the C Standard reported above. Using the terminology of the extended memory model presented in Section 5.3 we can say that this order is required to be defined only between the locations that belong to the same allocation block. In this model we have defined the concept of allocation block as a sequence of locations and the order of the locations within the allocation in such a way to reflect the actual memory layout. Under these assumptions it is possible to define the required partial order as the order specified by the allocations; this way we are able to correctly describe the semantics of the C Standard not only for pointers to arrays but also for pointers to structure members.

Now, using the notation introduced in Section 3, assume to have already defined the needed *strict partial order*, denoted as ‘<’, on the set of locations $< \subseteq \mathcal{L} \times \mathcal{L}$. Consider the following extension of the concrete execution model. From Definition 3.8 we extend the set of conditions ‘Cond’ by adding to the set of the possible operators the element ‘lt’, as to represent the ‘less-than’ operator of the C language.

$$\text{Cond} \stackrel{\text{def}}{=} \{\text{eq}, \text{neq}, \text{lt}\} \times \text{Expr} \times \text{Expr}.$$

We also need to extend Definition 3.9, to comprehend the newly added elements of ‘Cond’. Let TrueCond $\subseteq \mathcal{C} \times \text{Cond}$ be extended, for all $C \in \mathcal{C}$ and $e, f \in \text{Expr}$, as

$$(C, (\text{lt}, e, f)) \in \text{TrueCond} \stackrel{\text{def}}{\iff} \text{EVAL}(C, e) < \text{EVAL}(C, f).$$

Now we present a possible extension of the abstract filter operation (Definition 3.18) for handling the relational operator ‘lt’.³¹

³¹For simplicity of exposition we treat explicitly only the operator ‘lt’ and we omit other relational operators whose formalization can be deduced from the formalization of ‘lt’ by symmetry and by composition with the equality operator.

DEFINITION 5.16. (**Filter on the less-than operator.**) *Let*

$$\phi: \mathcal{A} \times \text{Cond} \rightarrow \mathcal{A}$$

be defined as follows. Let $A \in \mathcal{A}$ and $e, f \in \text{Expr}$. Let

$$E \stackrel{\text{def}}{=} \{ l \in \text{EVAL}(A, e) \mid \exists m \in \text{EVAL}(A, f) . l < m \};$$

$$F \stackrel{\text{def}}{=} \{ m \in \text{EVAL}(A, f) \mid \exists l \in \text{EVAL}(A, e) . l < m \};$$

then

$$\phi(A, (\text{lt}, e, f)) \stackrel{\text{def}}{=} \phi(A, E, e) \cap \phi(A, F, f).$$

But note that we have to consider separately the possible exceptional outcomes due to the comparison between incompatible locations — as reported above, the C Standard states that the order ‘<’ is defined only between addresses of the same object, or using our nomenclature, between locations of the same allocation block; in all other cases the behaviour is undefined. Listings 35 and 36 are two examples of the application of the filter on the relational operator ‘less-than’.

5.13.1 *Justification of the Definition.* Now we want to provide an intuitive description of the motivations behind the presented definition of the filter for the ‘less than’ operator. Let again $(\text{lt}, e, f) \in \text{Cond}$, $A \in \mathcal{A}$ and let

$$C \in \gamma(A) \cap \text{MODELSET}((\text{lt}, e, f)) = \phi(\gamma(A), (\text{lt}, e, f)).$$

We know, from our definition of the concrete semantics of the operator ‘lt’ that

$$C \in \text{MODELSET}((\text{lt}, e, f)) \implies \text{EVAL}(C, e) < \text{EVAL}(C, f).$$

Basically, since A is an abstraction of C then we have that the value of f in C is approximated by the value of f in A . The same holds for the expression e . This means that the sets E and F contain the value of e and f in C , respectively, then C is also approximated by $\phi(A, (\text{lt}, e, f))$. For completeness we also report a formal proof of the correctness of the above definition. First we prove an analogue of Lemma 3.51 for the ‘less than’ operator; then we extend the proof of Theorem 3.27 to the ‘lt’ operator.

LEMMA 5.17. (**Less-than target.**) *Let $A \in \mathcal{A}$ and $e, f \in \text{Expr}$; let*

$$E \stackrel{\text{def}}{=} \{ l \in \text{EVAL}(A, e) \mid \exists m \in \text{EVAL}(A, f) . l < m \};$$

$$F \stackrel{\text{def}}{=} \{ m \in \text{EVAL}(A, f) \mid \exists l \in \text{EVAL}(A, e) . l < m \};$$

then, for all $C \in \phi(\gamma(A), c)$, holds that

$$\text{EVAL}(C, e) \subseteq E \wedge \text{EVAL}(C, f) \subseteq F.$$

PROOF. Let $c = (\text{lt}, e, f) \in \text{Cond}$, $A \in \mathcal{A}$ and let $C \in \gamma(A) \cap \text{MODELSET}(c)$. Let E and F be defined as in the statement of this lemma. Recall that from the concrete semantics of the operator ‘lt’ described above we have that $C \in \text{MODELSET}(c)$ implies that

$$\text{EVAL}(C, e) < \text{EVAL}(C, f).$$

Then we have

TS	$\text{EVAL}(C, e) \subseteq E \wedge \text{EVAL}(C, f) \subseteq F$	
H0	$C \in \gamma(A)$	
H1	$\text{EVAL}(C, e) = \{l_0\}$	
H2	$\text{EVAL}(C, f) = \{m_0\}$	
H3	$l_0 < m_0$	
H4	Lemma 3.31, monotonicity of eval.	
H5	Definition 3.2, the concretization function.	
D0	$C \subseteq A$	(H0, H5)
D1	$\text{EVAL}(C, e) \subseteq \text{EVAL}(A, e)$	(D0, H4)
D2	$\text{EVAL}(C, f) \subseteq \text{EVAL}(A, f)$	(D0, H4)
D3	$\exists l \in \text{EVAL}(A, e) . l < m_0$	(H3, H1, D1)
D4	$\exists m \in \text{EVAL}(A, f) . l_0 < m$	(H3, H2, D2)
D5	$\text{EVAL}(C, e) \subseteq E$	(D4, H1)
D6	$\text{EVAL}(C, f) \subseteq F$	(D3, H2)
✱	$\text{EVAL}(C, e) \subseteq E \wedge \text{EVAL}(C, f) \subseteq F$	(D5, D6)

□

PROOF. (**Correctness of the filter on the less-than.**) Let $A \in \mathcal{A}$, let $c = (\text{lt}, e, f) \in \text{Cond}$ and let $C \in \mathcal{C}$. Let E and F be defined as in Definition 5.16.

TS	$C \in \gamma(\phi(A, c))$	
H0	$C \models c$	
H1	$C \in \gamma(A)$	
H2	Lemma 3.50, correctness of filter 2.	
H3	Definition 5.16, filter on the less-than.	
H4	Definition 3.2, concretization function.	
H5	Lemma 5.17, the less-than target.	
D0	$\text{EVAL}(C, e) \subseteq E$	(H5, H1, H0)
D1	$\text{EVAL}(C, f) \subseteq F$	(H5, H1, H0)
D2	$C \in \gamma(\phi(A, E, e))$	(D0, H1, H2)
D3	$C \in \gamma(\phi(A, F, f))$	(D1, H1, H2)
D4	$C \subseteq \phi(A, E, e)$	(D2, H4)
D5	$C \subseteq \phi(A, F, f)$	(D3, H4)
D6	$\phi(A, c) = \phi(A, E, e) \cap \phi(A, F, f)$	(H3)
D7	$C \subseteq \phi(A, E, e) \cap \phi(A, F, f)$	(D5, D4)
D8	$C \subseteq \phi(A, c)$	(D7, D6)
✱	$C \in \gamma(\phi(A, c))$	(D8, H4)

□

Note that the structure of the proof for the correctness of the filter on the less-than operator is very similar to the structure of the proof for the equality case: actually the only difference is the definition of the target sets E and F .

5.14 Special Locations

One of the simplifications introduced in the model of Section 3 is that all locations are treated in the same way. In particular, in the definition of the abstract eval-


```

1  int a[10], b[20], c[30], d[40], *p, *q;
2
3  if (...) {
4    if (...) {
5      if (...) { p = a; q = a + 5; }
6      else      { p = c; q = d + 20; }
7    } else     { p = b; q = b + 10; }
8
9    // EVAL(*p) = {a.H, b.H, c.H}
10   // EVAL(*q) = {a.T, b.T, d.T}
11
12   if (p < q) {
13     // EVAL(*p) = {a.H, b.H}
14     // EVAL(*q) = {a.T, b.T}
15   } else { /* Unreachable */ }
16 else {
17   if (...) {
18     if (...) { p = a + 5; q = a + 10; }
19     else     { p = c + 20; q = d; }
20   } else   { p = b + 10; q = b + 20; }
21
22   // EVAL(*p) = {a.T, b.T, c.T}
23   // EVAL(*q) = {a.O, b.O, c.H}
24
25   if (p < q) {
26     // EVAL(*p) = {a.T, b.T}
27     // EVAL(*q) = {a.O, b.O}
28   } else { /* Unreachable */ }
29 }
30
31 // EVAL(*p) = {a.H, a.T, b.H, b.T}
32 // EVAL(*q) = {a.T, a.O, b.T, b.O}
33
34 if (p < q) { /* The same */}
35 else     { /* The same */}

```

Listing 35: an example of analysis of a program involving pointer arithmetic and filtering on relational operators.

uation function (Definition 3.6) and of the assignment operation (Definition 3.10) there are no limitations on the locations that can be dereferenced or modified. However, a realistic memory model should provide a way to limit, on some locations, the possible operations. For instance, consider a *null pointer*. The C Standard specifies that dereferencing a null pointer produces an undefined behaviour. From [Int99, 6.5.3.2.4]

The unary `*` operator denotes indirection. [...] If an invalid value has been assigned to the pointer, the behavior of the unary `*` operator is undefined. [...] Among the invalid values for dereferencing a pointer

```

1 struct T { int a, b, c; } t0, t1, t2, t3;
2 int *p, *q;
3
4 if (...) {
5     if (...) {
6         if (...) { p = &t0.a; q = &t0.b; }
7         else      { p = &t2.a; q = &t3.b; }
8     } else      { p = &t1.b; q = &t1.b; }
9
10    // EVAL(*p) = {t0.a, t1.b, t2.a}
11    // EVAL(*q) = {t0.b, t1.b, t3.b}
12
13    if (p < q) {
14        // EVAL(*p) = {t0.a}
15        // EVAL(*q) = {t0.b}
16    } else {
17        // EVAL(*p) = EVAL(*q) = {t1.b}
18    }
19 } else {
20     if (...) {
21         if (...) { p = &t0.b; q = &t0.c; }
22         else      { p = &t2.b; q = &t3.c; }
23     } else      { p = &t1.a; q = &t1.c; }
24
25     // EVAL(*p) = {t0.b, t1.a, t2.b}
26     // EVAL(*q) = {t0.c, t1.b, t3.c}
27
28     if (p < q) {
29         // EVAL(*p) = {t0.b, t1.a}
30         // EVAL(*q) = {t0.c, t1.b}
31     } else { /* Unreachable */ }
32 }
33
34 // EVAL(*p) = {t0.a, t0.b, t1.a, t1.b}
35 // EVAL(*q) = {t0.b, t0.c, t1.b}
36
37 if (p < q) {
38     // EVAL(*p) = {t0.a, t0.b, t1.a}
39     // EVAL(*q) = {t0.b, t0.c, t1.b}
40 } else {
41     // EVAL(*p) = EVAL(*q) = {t0.b, t1.b}
42 }

```

Listing 36: an example of analysis of a program involving pointer arithmetic and filtering on relational operators.

by the unary $*$ operator are a null pointer, an address inappropriately aligned for the type of object pointed to, and the address of an object after the end of its lifetime.

In other languages, like Java, dereferencing a null reference throws an exception. Besides of the different responses that each language exposes, it is quite common that a language has its own set of configurations that are considered *exceptional* and treated in an ad-hoc way. Consider for instance the case of *uninitialized* variables; it would be possible to formalize a concrete semantics where uninitialized variables, or pointers pointing to a deallocated memory area, cannot be *evaluated* and then not *copied*. Though this kind of conformance is uncommon in “every-day” programs, there exist application areas that require these restrictions [Mot04, Rule 9.1] [Loc05]. Note that the general idea is to capture some classes of exceptional behaviours; though the specific definition of what is exceptional can vary, also inside the same language. This section presents a possible extension of the model presented in Section 3 that can be used to represent the described concrete semantics. We introduce two sets of locations.

- Let $\text{NonEval} \subseteq \mathcal{L}$ be the set of *non-evaluable locations*. Informally, we say that trying to evaluate a non-evaluable location results in an error.
- Let $\text{NonDeref} \subseteq \mathcal{L}$ be the set of *non-dereference-able locations*. Informally, trying to apply the dereference operator to a location of this set will result in an error.

To represent the possible run-time errors we use the set

$$\text{RTSErrors} \stackrel{\text{def}}{=} \{\text{DerefError}, \text{EvalError}\}.$$

The concrete behaviour can be described by defining an extended version of the evaluation function (Definition 3.6). Let³²

$$\text{EVAL}_e: \mathcal{C} \times \text{Expr} \rightarrow \mathcal{L} \cup \text{RTSErrors}$$

be the total function defined, for all $C \in \mathcal{C}$, $l \in \mathcal{L}$ and $e \in \text{Expr}$, as

$$\begin{aligned} \text{EVAL}_e(C, l) &\stackrel{\text{def}}{=} \begin{cases} \text{EvalError}, & \text{if } l \in \text{NonEval}; \\ l, & \text{otherwise;} \end{cases} \\ T &\stackrel{\text{def}}{=} \text{EVAL}_e(C, e); \\ \text{EVAL}_e(C, *e) &\stackrel{\text{def}}{=} \begin{cases} \text{EVAL}_e(C, e), & \text{if } T \in \text{RTSErrors}; \\ \text{DerefError}, & \text{if } T \in \text{NonDeref}; \\ \text{EvalError}, & \text{if } \text{POST}(C, T) \in \text{NonEval}; \\ \text{POST}(C, T), & \text{otherwise.} \end{cases} \end{aligned}$$

Note that we have formalized the new evaluation function by tagging the exceptional paths with the elements of the set ‘RTSErrors’. An implementation of the execution model here proposed will handle these exceptional cases by signalling an error and terminating the execution, by raising an exception and modifying the execution mode or whatever else is considered appropriate. This operation can be generalized

³²Here we assume that the two sets \mathcal{L} and RTSErrors have disjoint representations.

to sets as follows. For every element in the result of the concrete evaluation, we want to track the corresponding concrete memory description. Also, we want to explicitly separate the exceptional and the normal component. Let

$$\text{EVAL}_e: \wp(\mathcal{C}) \times \text{Expr} \rightarrow \wp(\mathcal{L} \times \mathcal{C}) \times \wp(\text{RTSErrors} \times \mathcal{C})$$

be a total function defined, for all $C \in \mathcal{C}$ and $e \in \text{Expr}$, as

$$\text{EVAL}_e(C, e) \stackrel{\text{def}}{=} \left\langle \left\{ (l, D) \mid D \in \mathcal{C}, \text{EVAL}(D, e) = l \in \mathcal{L} \right\}, \right. \\ \left. \left\{ (x, D) \mid D \in \mathcal{C}, \text{EVAL}(D, e) = x \in \text{RTSErrors} \right\} \right\rangle.$$

The abstract counterpart of the operation can thus be defined as

$$\text{EVAL}_e^\sharp: \mathcal{A} \times \text{Expr} \rightarrow \wp(\mathcal{L}) \times \mathcal{A} \times \wp(\text{RTSErrors}) \times \mathcal{A}.$$

Note that we are simplifying a little — indeed we assume to approximate elements of $\wp(\mathcal{L} \times \mathcal{C})$ with elements of the product $\wp(\mathcal{L}) \times \mathcal{A}$ and $\wp(\text{RTSErrors} \times \mathcal{C})$ with elements of $\wp(\text{RTSErrors}) \times \mathcal{A}$; this is not completely general, however is sufficient for our goals. Given $A \in \mathcal{A}$ and $e \in \text{Expr}$ we write

$$\text{EVAL}_e^\sharp(A, e) = \langle L, B, E, C \rangle;$$

where $L \subseteq \mathcal{L}$, $B, C \in \mathcal{A}$ and $E \subseteq \text{RTSErrors}$ to mean that the abstract evaluation of the expression e results in the set of abstract locations L and the set of errors E ; B is an approximation of the abstract memory that generates L and C is an approximation of the abstract memory that generates E . The requirements for the soundness of the of the abstract operation are the following. Let, for all $A \in \mathcal{A}$ and $e \in \text{Expr}$,

$$\text{EVAL}_e^\sharp(A, e) = \langle L, B, E, C \rangle;$$

$$\text{EVAL}_e(\gamma(A), e) = \langle R_0, R_1 \rangle;$$

then, to be sound, the abstract operation must satisfy the following requirements

$$\{ l \mid (l, b) \in R_0 \} \subseteq L;$$

$$\{ b \mid (l, b) \in R_0 \} \subseteq \gamma(B);$$

$$\{ e \mid (e, c) \in R_1 \} \subseteq E;$$

$$\{ c \mid (e, c) \in R_1 \} \subseteq \gamma(C).$$

Let $A \in \mathcal{A}$ and $l \in \mathcal{L}$; then, for the base case, let

$$\text{EVAL}_e^\sharp(A, l) \stackrel{\text{def}}{=} \begin{cases} \langle \emptyset, \perp, \{\text{EvalError}\}, A \rangle, & \text{if } l \in \text{NonEval}; \\ \langle \{l\}, A, \emptyset, \perp \rangle, & \text{otherwise.} \end{cases}$$

For the inductive case, let $e \in \text{Expr}$ and

$$\begin{aligned}
 \text{EVAL}_e^\sharp(A, e) &= \langle L_0, A_0, E_0, B_0 \rangle, \\
 L_{0,X} &= L_0 \cap \text{NonDeref}; \\
 L_{0,N} &= L_0 \setminus \text{NonDeref}; \\
 A_{0,N} &= \phi(A_0, e, L_{0,N}); \\
 A_{0,X} &= \phi(A_0, e, L_{0,X}); \\
 L_1 &= \text{POST}(A_{0,N}, L_{0,N}); \\
 L_{1,X} &= L_1 \cap \text{NonEval}; \\
 L_{1,N} &= L_1 \setminus \text{NonEval}; \\
 A_{1,X} &= \phi(A_{0,N}, *e, L_{1,X}); \\
 A_{1,N} &= \phi(A_{0,N}, *e, L_{1,N});
 \end{aligned}$$

and

$$\begin{aligned}
 E &\stackrel{\text{def}}{=} E_0 \\
 &\cup \begin{cases} \{\text{DerefError}\}, & \text{if } L_{0,X} \neq \emptyset; \\ \emptyset, & \text{otherwise;} \end{cases} \\
 &\cup \begin{cases} \{\text{EvalError}\}, & \text{if } L_{1,X} \neq \emptyset; \\ \emptyset, & \text{otherwise.} \end{cases}
 \end{aligned}$$

Finally,

$$\text{EVAL}_e^\sharp(A, *e) \stackrel{\text{def}}{=} \langle L_{1,N}, A_{1,N}, E, B_0 \sqcup A_{0,X} \sqcup A_{1,X} \rangle.$$

In words, to evaluate $*e$ we

- (1) evaluate e ,
- (2) filter away the non-dereference-able locations,
- (3) perform the actual dereference,
- (4) filter away the non-evaluable locations.

We can have an error if the evaluation of e produces an error (B_0), or if we obtain a non-dereference-able location ($A_{0,X}$) or if in the last step we obtain a non-evaluable location ($A_{X,1}$). We have a location if all this steps are error free ($A_{1,N} \sqsubseteq A_{0,N} \sqsubseteq A_0 \sqsubseteq A$). Note that in the computation of $A_{0,N} = \phi(A_0, e, L_{0,N})$ the filter cannot always remove all the non-dereference-able locations from the result of $\text{EVAL}(A_0, e)$. Note however that we compute the result of the dereference operator, $L_1 = \text{POST}(A_{0,N}, L_{0,N})$, on the set $L_{0,N}$ that by definition does not contain non-dereference-able locations.

Also the formulation of the assignment operator can have its own class of special locations. For instance it is possible to define a set of non-modifiable (read-only) locations. Finding a read-only location in the result of the evaluation of the rhs, the analysis reacts by removing that location and signalling an error. For example, in our analyzer we have introduced two special locations.

```

1  int *q, a;
2
3  int** f() {
4      if (...) return &q;
5      else     return 0;
6  }
7
8  ...
9  q = &a;
10 // EVAL(*q) = {a}
11 int **p = f();
12 // EVAL(*p) = {q, null}
13 int **p2 = p;
14 // Null can be evaluated, thus copied.
15 // EVAL(*p2) = {q, null}
16 if (...) {
17     ... = *p;
18     // Null cannot be dereferenced.
19     // EVAL(**p) = {a}
20 } else {
21     *p = ...;
22     // Null cannot be written.
23     // EVAL(*p) = {q}
24 }

```

Listing 37: an example of dereferentiation of a null pointer.

- The *null location* that represents the concrete ‘NULL’ address described by the C Standard. This location can be *evaluated* but it cannot be *dereferenced* nor *modified*, i.e. $\text{null} \in \text{NonDeref}$, $\text{null} \notin \text{NonEval}$ and it is read-only.³³
- The *undefined location* to be used as a target for all undefined pointers and for pointers pointing to deallocated memory. We have modelled the undefined location as a non-evaluable location.

EXAMPLE 25. Consider the code in Listing 37. From the analysis point of view, the function ‘f’ possibly returns null pointers, i.e., at line 12 we have $\text{EVAL}(*p) = \{q, \text{null}\}$. The evaluation of the expression $*p$ at line 21 and the evaluation of the expression $**p$ at line 17 produces the following sequence of steps³⁴

³³Limiting our view to the points-to analysis, non-dereference-able locations may be seen as locations that cannot be read. On the other side, the read-only locations proposed for the assignment operation cannot be written. In this sense the value of the null location can not be read or written: the null location can only be used as target for pointers.

³⁴Recall that the syntax of the simplified language formalized in Section 3 is slightly different from the syntax of the C language. Indeed we do not distinguish between *expressions* and *lvalues*, then for example, the C-expression ‘p’ occurring as the rhs of an assignment corresponds to $*p$ in our language, the C-expression ‘*p’ as the rhs of an assignment corresponds to $**p$, while ‘p’ as the lhs of an assignment remains the same.

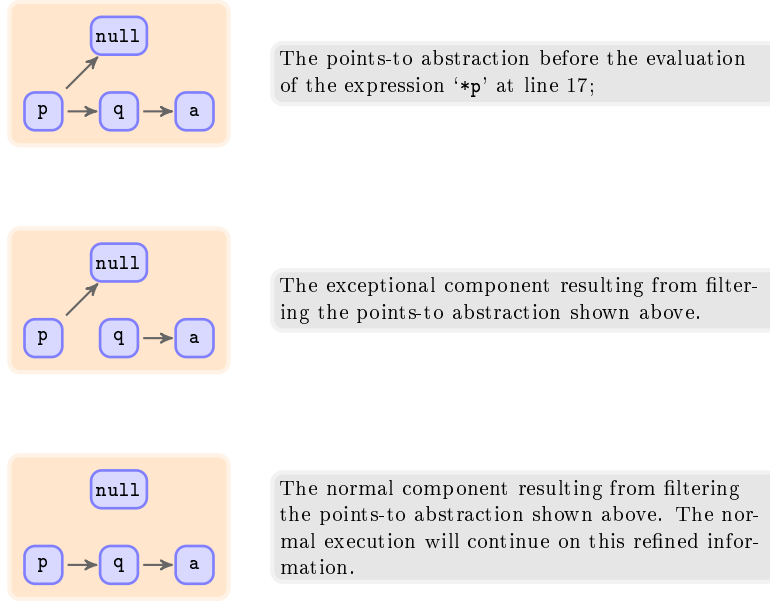


Fig. 29: an example of analysis involving the special location `null`.

i	$\text{EVAL}(*p, i)$	$\text{EVAL}(**p, i)$
2	\emptyset	$\{p\}$
1	$\{p\}$	$\{\text{null}, q\}$
0	$\{\text{null}, q\}$	$\{a, \text{DerefError}\}$

In this case, at line 17, the analysis warns about the possibility of a dereference of a null pointer and it continues the abstract execution assuming that ' p ' is not null. Instead, at line 21, the evaluation of the expression ' $*p$ ' as the lhs of an assignment does not raise any error and returns the set $\{\text{null}, q\}$. However at this point the assignment operation detects that the program is trying to modify the `null` location and it triggers an error since we have modeled the null location as read-only. See Figure 29 for a graphical representation of this example.

EXAMPLE 26. Consider Listing 38. At line 5 the points-to information is $\text{EVAL}(*pp) = \{p, \text{undef}\}$ and the abstract evaluation of the expression ' $*pp$ ' produces the following sequence of steps³⁵

i	$\text{EVAL}_e(*pp, i)$
2	$\{pp\}$
1	$\{p, \text{EvalError}\}$
0	$\{a\}$

In the step $i = 1$ of the evaluation, the algorithm detects the presence of the non-evaluable location '`undef`' and it proceeds by removing it from the result of the

³⁵Again, using the formalization of the assignment presented in Section 3 the C-expression '`pp`' occurring as the rhs of an assignment corresponds to ' $*pp$ ' in our formalization.

```

1  int *p, *q, **pp, a;
2
3  p = &a;
4  if (...) pp = &p;
5  // EVAL(*pp) = {p, undef}
6  if (...) {
7      ... = pp;
8      // The undefined location cannot be evaluated.
9      // EVAL(*pp) = {p}
10 } else {
11     pp = &q;
12     // Assign pp without evaluating its value.
13     // EVAL(*pp) = {q}
14 }

```

Listing 38: an example of the evaluation of an undefined pointer due to an uninitialized variable.

evaluation and by filtering the memory state against the condition $(\text{neq}, *pp, \text{undef})$. As result, the analysis is able to infer that after the execution of line 7 holds that $\text{EVAL}(*pp) = \{p\}$. Figure 30 shows a graphical representation of this situation. Instead at line 11, the variable ‘ pp ’ is reassigned without evaluating the undefined location, then without producing any error.

EXAMPLE 27. Consider the example in Listing 39. At line 18 the points-to information $m^\#$ is

$$\begin{aligned} \text{EVAL}(*pp) &= \{p, q\}, \\ \text{EVAL}(*p) &= \{a, \text{undef}\}, \\ \text{EVAL}(*q) &= \{a\}. \end{aligned}$$

At this point the abstract evaluation of the expression ‘ $*pp$ ’ produces the following sequence of steps³⁶

i	$\text{EVAL}_e(*p, i)$
2	$\{pp\}$
1	$\{p, q\}$
0	$\{a, \text{EvalError}\}$

In the last step of the evaluation the algorithm detects the presence of the non-evaluable location ‘ undef ’ and it proceeds by removing this location from the result of the evaluation. However, in this case the filter is unable to divide the exceptional from the normal component, as illustrated in Figure 31.

The idea of filtering away the exceptional component is formalized in [CDNB08]. Removing from the abstract execution state those exceptional configurations already signalled prevents that the same error is propagated by the analysis from the

³⁶Again, using our formalization of the assignment operation the C-expression ‘ $*pp$ ’ corresponds to $**p$.

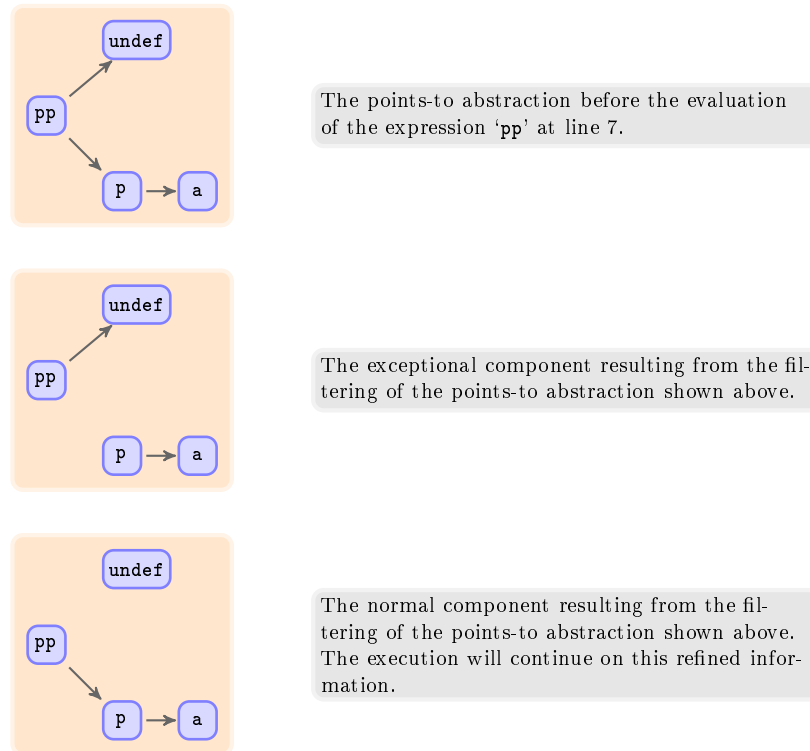


Fig. 30: an example of analysis involving the special location `undefined`.

first point to all the subsequent program points with the result of soiling the results of the analysis. Note that also other semantics are possible. For instance, it would be possible to model the *undefined location* as a non-dereference-able location instead as of a non-evaluable location. Under this assumptions uninitialized pointers and pointers pointing to deallocated memory can be evaluated and thus copied, however it is still treated as an error their dereference. In the above formalization we explicitly keep track of an approximation of the exceptional execution paths; however, in many situations this is too expensive and useless. In these cases the implementation can simply skip the collection of the exceptional states and gather only the signalled memory errors.

5.15 Logical Operators

The model described in Section 3 presents a very simplified definition of *boolean condition*; for example, it does not consider *logical operators*: *and* (`&&`), *or* (`||`) and the *not* (`!`). The first step necessary in order to handle these operators, is to extend the set of *conditions*.

DEFINITION 5.18. (Extended conditions.) Let 'ExtCond' be the set defined as the language generated by the grammar

$$e ::= c \mid (\text{not } e_0) \mid (e_0 \text{ or } e_1) \mid (e_0 \text{ and } e_1)$$

```

1  int **pp, *p, *q, a;
2
3  q = &a;
4  // EVAL(*q) = {a}
5
6  if (...) pp = &p;
7  else     pp = &q;
8  // EVAL(*pp) = {q,p}
9
10 if (...) {
11     int x;
12     p = &x;
13     ...
14 } else {
15     p = &a;
16 }
17 // EVAL(*p) = {a, undef}
18
19 ... = *pp;
20 // Undef cannot be evaluated.
21 // However, the filter cannot improve the precision.

```

Listing 39: an example of the evaluation of an undefined pointer, this time due to a memory deallocation.

where $c \in \text{Cond}$ is an atomic condition and $e_0, e_1 \in \text{ExtCond}$ are two extended conditions.

The next step is to define the *value* of the new conditions.

DEFINITION 5.19. (Concrete semantics of the extended conditions.) Let $C \in \mathcal{C}$ and $c_0, c_1 \in \text{ExtCond}$; then

$$\begin{aligned}
 C \models (\text{not } c_0) &\stackrel{\text{def}}{\iff} C \not\models c_0; \\
 C \models (c_0 \text{ and } c_1) &\stackrel{\text{def}}{\iff} C \models c_0 \wedge C \models c_1; \\
 C \models (c_0 \text{ or } c_1) &\stackrel{\text{def}}{\iff} C \models c_0 \vee C \models c_1.
 \end{aligned}$$

The definition of concrete filter do not need to be updated as it is expressed in terms of the *value* of the conditions. Finally, we update the definition of the abstract filter as to handle the new conditions.

DEFINITION 5.20. (Extended filter.) Let

$$\begin{aligned}
 \phi: \mathcal{A} \times \text{ExtCond} &\rightarrow \mathcal{A} \times \mathcal{A}; \\
 \phi: \mathcal{A} \times \mathcal{A} \times \text{ExtCond} &\rightarrow \mathcal{A} \times \mathcal{A};
 \end{aligned}$$

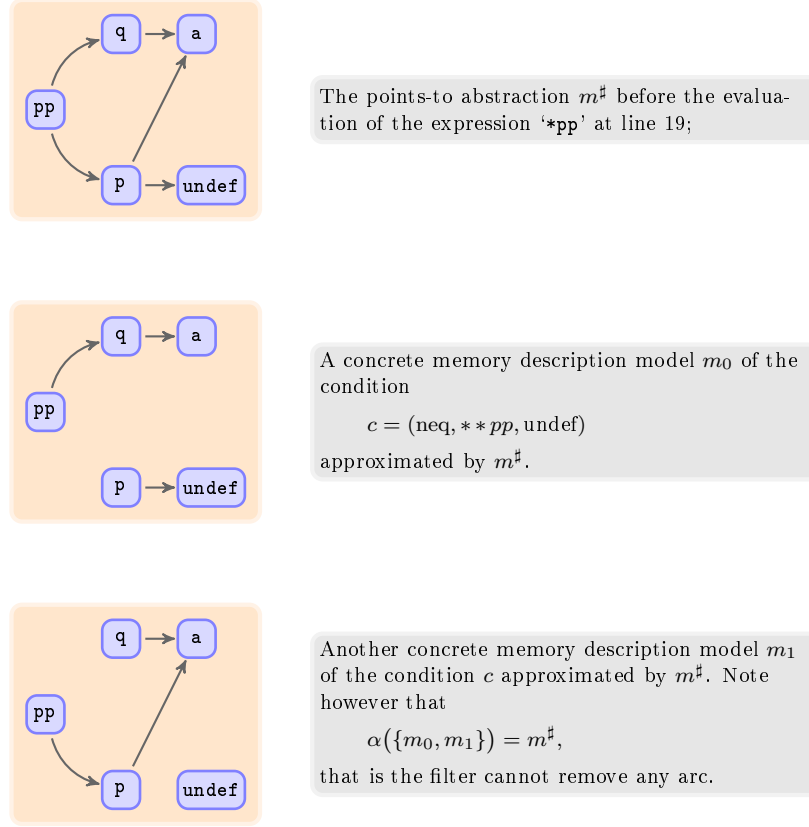


Fig. 31: an representation of the situation of Listing 39.

be defined, for all $A, B \in \mathcal{A}$ and $e, f \in \text{Expr}$, as

$$\begin{aligned} \phi(A, B, (\text{eq}, e, f)) &\stackrel{\text{def}}{=} \langle \phi(A, (\text{eq}, e, f)), \phi(B, (\text{neq}, e, f)) \rangle; \\ \phi(A, B, (\text{neq}, e, f)) &\stackrel{\text{def}}{=} \langle \phi(A, (\text{neq}, e, f)), \phi(B, (\text{eq}, e, f)) \rangle; \end{aligned}$$

for all $c_0, c_1 \in \text{ExtCond}$, as

$$\begin{aligned} \phi(A, B, \text{not } c_0) &\stackrel{\text{def}}{=} \phi(B, A, c_0); \\ \phi(A, B, c_0 \text{ or } c_1) &\stackrel{\text{def}}{=} \phi(A, B, \text{not } ((\text{not } c_0) \text{ and } (\text{not } c_1))); \\ \phi(A, B, c_0 \text{ and } c_1) &\stackrel{\text{def}}{=} \langle A_0 \sqcap A_1, B_0 \sqcup (A_0 \sqcap B_1) \rangle; \end{aligned}$$

where

$$\begin{aligned} \phi(A, B, c_0) &= \langle A_0, B_0 \rangle; \\ \phi(A, B, c_1) &= \langle A_1, B_1 \rangle. \end{aligned}$$

Finally, for all $A \in \mathcal{A}$ and $c \in \text{ExtCond}$, we define

$$\phi(A, c) \stackrel{\text{def}}{=} \phi(A, A, c).$$

In this formalization of the filter operation, $\phi(A, c)$ returns a pair of abstract memories: the first component is an approximation of the states of A in which the condition c is *true*; the second is an approximation of the states of A in which the condition c is *false*. In this definition we have mentioned only the equality and inequality operator; however, it can be easily extended to comprehend relational operators (Section 5.13).

Note that as shown by Section 4, the formulation of the filter (Definition 3.18) is not optimal and Example 15 shows that iterating the application of the filter it is possible to improve the precision. In Figure 32 we show that also having a filter that is optimal on the atomic conditions, iterating the application of the filter can improve the precision. Note indeed that on the atomic conditions ‘***p4 == &a’ and ‘***q3 == &b’, the filter operates optimally (Definition 3.18).

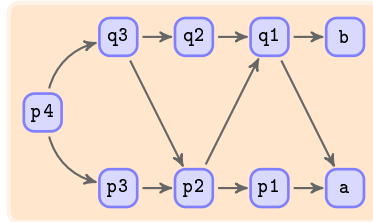
6. CONCLUSIONS AND FUTURE DEVELOPMENTS

Alias analysis is an important step in the process of static analysis of programs. Compiler oriented applications are the most common clients of alias information. However, compilers stress the focus on *fast* analyses, whereas *verifier* oriented applications require *precise* but slower techniques. The present work, trying to address verifier needs, discusses one of the most common method used to model the aliasing problem: the *points-to* representation. Known results are presented within a formal model; a novel operation of *filter* is described and finally a formal proof of correctness of the presented method is reported.

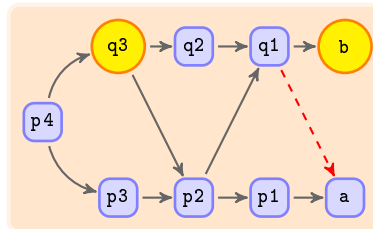
A working prototype of the method has been implemented as part of the ECLAIR system, which targets the analysis of mainstream languages by building upon CLAIR, the ‘Combined Language and Abstract Interpretation Resource’, which was initially developed and used in a teaching context (see <http://www.cs.unipr.it/clair/>).

However, many tasks have to be completed. Some of the features of the C language are still missing. One of the questions not answered is how it is possible to exploit the knowledge of the architecture/compiler target of the analysis process. For instance, the precise handling of *unions* and *casts* requires the knowledge of the relative size of basic types, the alignment issues and all the details that relate to the memory layout.

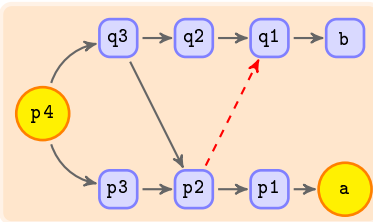
The memory model described in Section 5.3 and implemented makes strong hypotheses about the correctness of the type information. For example, the described abstract memory does not allow to precisely track pointers of type `char*` resulting from casts of pointer to objects of other types. Though the literature contains some proposals of how to avoid the necessity of relying on type informations [WL95] and how to analyze union and casts [Min06], it is unclear whether these can be applied to our situation. On the other hand, the memory model does not require any special information about the type of variables. For instance, our analysis is able ‘out of the box’ to track pointer casted and assigned to integer. Architecture-specific information is also required in order to resolve the many *implementation*-defined behaviours present in the C Standard. When the behaviour of the analyzed programs depends on these rules of the language, the analyzer, if not provided with additional information, can only warn and proceed with a conservative approximation of the execution that very often in few steps degenerates to the *top* approximation.



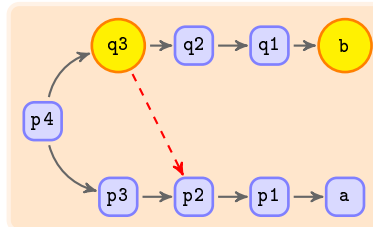
A representation of the initial points-to information.



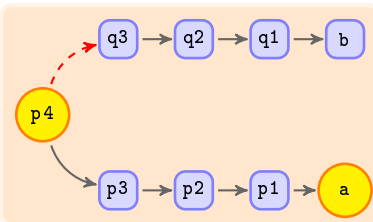
Filtering the points-to information against the expression `**q3`, and the target set $\{b\}$. The arc (q_1, a) is removed.



Filtering the points-to information against the expression `***q4`, and the target set $\{a\}$. The arc (p_2, q_1) is removed.



Filtering the points-to information against the expression `**q3`, and the target set $\{b\}$. The arc (q_3, p_2) is removed.



Filtering the points-to information against the expression `***q4`, and the target set $\{a\}$. The arc (p_4, q_3) is removed.

Fig. 32: an example of that shows that iterating the filter on more conditions can improve the precision of the approximation.

Consider for instance *off-by-one* locations. Currently, the memory model reserves an explicit abstract location address to represent off-by-one locations only at the end of arrays; this means that scalar variables do not have a corresponding off-by-one location. Hence, the current implementation forbids pointer arithmetics on the address of a scalar object, also when the increment is equal to 1, though the C Standard allows it [Int99, 6.5.6.7]. Moreover, in the presented formulation, the handling of pointer arithmetic on arrays assumes that the off-by-one address never overlaps with another valid location, though this is allowed by the standard [Int99, 5.6.9.6].

To increase the precision of the provided alias analysis it would be possible to couple the points-to analysis with a *shape analysis* that would produce a more precise approximation of recursive data structures [Deu94].

For the implementation it will be necessary to realize a complete experimental evaluation of the proposed technique in order to produce quantitative data for the comparison with other approaches.

ACKNOWLEDGMENTS

I would like to express my gratitude to those who had supported and assisted me in this work.

I wish to thank my advisor Roberto Bagnara and my co-advisor Enea Zaffanella for the countless suggestions they gave me about the alias problem and about the difficult task of writing a scientific paper. My understanding of the static analysis problem and of the abstract interpretation theory is due to their teachings. They helped me in the initial phase of the formalization of the problem and they indicated to me the path to follow for the proof of correctness. They also showed me the possible approaches for the interaction with other domains. Finally, I must thank them for the careful proofreading of this and earlier versions of this paper.

I must also thank Paolo Bolzoni, as I developed my initial understanding of the alias problem by reading with him the MSc Thesis of Maryam Emami [Ema93]. Moreover, the research described in this paper begun with a joint work with Paolo and several ideas are the results of this early effort.

REFERENCES

- M. Acton, *Understanding strict aliasing*, 2006, Available at http://www.cellperformance.com/mike_acton/2006/06/understanding_strict_aliasing.html.
- L. O. Andersen, *Program analysis and specialization for the C programming language*, Ph.D. thesis, DIKU, University of Copenhagen, Copenhagen, Denmark, May 1994, Available at <http://repository.readscheme.org/ftp/papers/topps/D-203.pdf>.
- R. Bagnara, P. M. Hill, A. Pescetti, and E. Zaffanella, *On the design of generic static analyzers for modern imperative languages*, Tech. Report [arXiv:cs.PL/0703116](https://arxiv.org/abs/cs.PL/0703116), Dipartimento di Matematica, Università di Parma, Italy, 2007, Available from <http://arxiv.org/>.
- R. Bagnara, P. M. Hill, and E. Zaffanella, *An improved tight closure algorithm for integer octagonal constraints*, Verification, Model Checking and Abstract Interpretation: Proceedings of the 9th International Conference (VMCAI 2008) (San Francisco, USA) (F. Logozzo, D. Peled, and L. Zuck, eds.), Lecture Notes in Computer Science, vol. 4905, Springer-Verlag, Berlin, 2008, pp. 8–21.
- P. Cousot and R. Cousot, *Abstract interpretation: A unified lattice model for static analysis of programs by construction or approximation of fixpoints*, Proceedings of the Fourth Annual

- ACM Symposium on Principles of Programming Languages (New York), ACM Press, 1977, pp. 238–252.
- , *Systematic design of program analysis frameworks*, Proceedings of the Sixth Annual ACM Symposium on Principles of Programming Languages (New York), ACM Press, 1979, pp. 269–282.
- , *Inductive definitions, semantics and abstract interpretation*, Proceedings of the Nineteenth Annual ACM Symposium on Principles of Programming Languages (Albuquerque, New Mexico, USA), ACM Press, 1992, pp. 83–94.
- C. L. Conway, D. Dams, K. S. Namjoshi, and C. Barret, *Pointer analysis, conditional soundness, and proving the absence of errors*, Static Analysis: Proceedings of the 15th International Symposium (Valencia, Spain) (M. Alpuente and G. Vidal, eds.), Lecture Notes in Computer Science, Springer-Verlag, Berlin, 2008, To appear.
- A. Cortesi, B. Le Charlier, and P. Van Hentenryck, *Combinations of abstract domains for logic programming*, Conference Record of POPL'94: 21st ACM SIGPLAN-SIGACT Symposium on Principles of Programming Languages (Portland, Oregon), ACM Press, 1994, pp. 227–239.
- A. Deutsch, *Interprocedural may-alias analysis for pointers: Beyond k-limiting*, in *Proceedings of the ACM SIGPLAN'94 Conference on Programming Language Design and Implementation [PLD94]*, pp. 230–241.
- M. Emami, R. Ghiya, and L. J. Hendren, *Context-sensitive interprocedural points-to analysis in the presence of function pointers*, in *Proceedings of the ACM SIGPLAN'94 Conference on Programming Language Design and Implementation [PLD94]*, pp. 242–256.
- M. Emami, *A practical inter-procedural alias analysis for an optimizing/paralleling C compiler*, Master's thesis, School of Computer Science, McGill University, Montreal, Canada, August 1993.
- E. Franchi, *A contribution to the issue of string cleanness; a design of an automatic program transformation*, Master's thesis, School of Computer Science, University of Parma, Parma, Italy, September 2007.
- R. Ghiya, *Practical techniques for interprocedural heap analysis*, Ph.D. thesis, Master's School of Computer Science, McGill University, 1995.
- M. Hind, M. Burke, P. Carini, and J. Choi, *Interprocedural pointer alias analysis*, ACM Transactions on Programming Languages and Systems **21** (1999), no. 4, 848–894.
- M. Hind, *Pointer analysis: Haven't we solved this problem yet?*, Proceedings of the 2001 ACM SIGPLAN-SIGSOFT Workshop on Program Analysis For Software Tools and Engineering (PASTE'01) (Snowbird, Utah, USA), ACM Press, 2001, pp. 54–61.
- J. E. Hopcroft, R. Motwani, Rotwani, and J. D. Ullman, *Introduction to automata theory, languages and computability*, Addison-Wesley Longman Publishing Co., Inc., Boston, MA, USA, 2000.
- C. A. R. Hoare, *The verifying compiler: A grand challenge for computing research*, Journal of the ACM **50** (2003), no. 1, 63–69.
- M. Hind and A. Pioli, *Which pointer analysis should i use?*, Proceedings of the International Symposium on Software Testing and Analysis (ISSA 2000) (Portland, Oregon, USA), ACM Press, 2000, pp. 113–123.
- , *Evaluating the effectiveness of pointer alias analyses*, Science of Computer Programming **39** (2001), no. 1, 31–55.
- International Organization for Standardization, *ISO/IEC 9899:1999: Programming languages — C*, International Organization for Standardization, Geneva, Switzerland, 1999.
- W. Landi, *Undecidability of static analysis*, ACM Letters on Programming Languages and Systems **1** (1992), no. 4, 323–337.
- University of Illinois at Urbana-Champaign, Urbana, IL, USA, *The llvm compiler infrastructure*, Available at <http://llvm.org/>.
- Lockheed Martin Corporation, *Joint strike fighter air vehicle C++ coding standards for the system development and demonstration program*, Lockheed Martin Corporation, 2005.

- A. Miné, *Field-sensitive value analysis of embedded C programs with union types and pointer arithmetics*, Proceedings of the 2006 ACM SIGPLAN/SIGBED Conference on Languages, Compilers, and Tools for Embedded Systems (Ottawa, Ontario, Canada) (M. J. Irwin and K. De Bosschere, eds.), ACM Press, 2006, pp. 54–63.
- Motor Industry Software Reliability Association, *MISRA-C:2004 - guidelines for the use of the C language in critical systems*, MIRA Limited, Nuneaton, Warwickshire, UK, 2004.
- M. Orlovich and R. Rugina, *Memory leak analysis by contradiction*, Static Analysis: Proceedings of the 13th International Symposium (Seoul, Korea) (K. Yi, ed.), Lecture Notes in Computer Science, vol. 4134, Springer-Verlag, Berlin, 2006, pp. 405–424.
- Proceedings of the acm sigplan'94 conference on programming language design and implementation*, vol. 29, ACM SIGPLAN Notices, no. 6, Orlando, Florida, Association for Computing Machinery, 1994.
- B. Steensgaard, *Points-to analysis in almost linear time*, Proceedings of the 23st ACM SIGPLAN-SIGACT Symposium on Principles of Programming Languages (POPL 1996) (St. Petersburg Beach, Florida, USA), ACM Press, 1996, pp. 32–41.
- R. Wilson and M. Lam, *Efficient context-sensitive pointer analysis for c programs*, PLDI '95: Proceedings of the ACM SIGPLAN 1995 conference on Programming language design and implementation (New York, NY, USA), ACM Press, 1995, pp. 1–12.
- J. Wang, X. Ma, and W. Dong, *Demand-driven memory leak detection using flow- and context-sensitive alias analysis*, Unpublished manuscript, 2008.
- J. Whaley and M. Rinard, *Compositional pointer and escape analysis for Java programs*, Proceedings of the 1999 ACM SIGPLAN Conference on Object-Oriented Programming Systems, Languages & Applications (OOPSLA '99) (Denver, Colorado, USA), vol. 34, ACM SIGPLAN Notices, no. 10, Association for Computing Machinery, 1999, pp. 187–206.