

Technical Report RT/46/2008
Optimizing Binary Code Produced by Valgrind
(Project Report on Virtual Execution Environments Course - AVExe)

Filipe Cabecinhas

Nuno Lopes

Renato Crisostomo

Luis Veiga (*Instructor*)

INESC-ID/IST, Distributed Systems Group, Rua Alves Redol N. 9, 1000-029 Lisboa, Portugal
{filipe.cabecinhas,nuno.lopes,renato.crisostomo,luis.veiga}@ist.utl.pt

Aug 2008

Abstract

Valgrind is a widely used framework for dynamic binary instrumentation and its mostly known by its memcheck tool. Valgrinds code generation module is far from producing optimal code. In addition it has many backends for different CPU architectures, which difficults code optimization in an architecture independent way. Our work focused on identifying sub-optimal code produced by Valgrind and optimizing it.

1. INTRODUCTION

Valgrind [8] is a widely used framework for heavyweight dynamic binary instrumentation. It is mostly known by its memcheck tool [10], that is able to detect several kinds of memory access errors.

Our work focused on identifying sub-optimal code produced by Valgrind and optimizing it. Our optimizations were done on the assembly level, rather than on the IR level. We decided not to do them at the IR level because Valgrind already performs many optimizations on this level and thus there would be fewer (not very complex) things to do.

We begin this document by presenting a little introduction of Valgrind's internals. We then describe our contributions, including the problems we tried to fix and how they were fixed. Finally we conclude with extensive results from benchmarks of each of the proposed patches.

2. INTRODUCTION TO VALGRIND

In this section we present a brief introduction of Valgrind's internals. It is based on [8, 7] and the insight we acquired during this work.

Valgrind is a Process Virtual Machine that provides a framework for building dynamic instrumentation tools. Memcheck [10] is Valgrind's best known tool. It is able to detect several memory related problems, like memory leaks, uninitialized memory positions reads, invalid memory positions accesses, etc...

Valgrind is currently only used to do same-ISA virtualization, although technically it could also provide virtualization for different host and guest ISAs. Currently Valgrind officially supports the following platforms: {x86, amd64, ppc32, ppc64}-linux and {ppc32, ppc64}-AIX.

2.1. The Core

Valgrind's core is split in two: coregrind and VEX. VEX is responsible for dynamic code translation and for calling tools' hooks for IR instrumentation, while coregrind is responsible for the rest (dispatching, scheduling, block cache management, symbol name demangling, etc..). Our work has focused on VEX, with minor incursions in coregrind.

2.2. Code Translation

Code translation is done by VEX and it is done in eight phases (as of Valgrind 3.x). The phases are:

1. Code disassembly: conversion of the machine dependent code to VEX's machine independent IR. The IR

is based on single-static-form (SSA) and has some RISC-like features. Most instructions get disassembled to several IR opcodes.

2. IR optimization: some standard compiler optimizations [1] are applied to the IR, including dead code removal, constant folding, common sub-expression elimination (CSE), etc...
3. Instrumentation: VEX calls the Valgrind tool's hooks to instrument the code.
4. IR Optimization: similar to the previous optimization pass, albeit a little simpler.
5. Tree Building: Transform the flat IR to tree IR, to simplify the next phase.
6. Instruction Selection: conversion of the IR to machine code. This phase still uses virtual registers.
7. Register Allocation: allocates real host registers to virtual registers, using a linear scan algorithm. This phase can create additional instructions for register spills and reloads (especially in register-constrained architectures like x86).
8. Final code generation: generates the final machine code, by simply encoding the previously generated instructions and storing them to a memory block.

At the end of each block, VEX saves all guest registers to memory, so that the translation of each block is independent of the others.

2.3. Block Management

Blocks are produced by VEX, but are cached and executed by coregrind. Each block of code is actually a superblock (single-entry and multiple-exit).

Translated blocks are stored by coregrind in a big translation table (that has a little less than 420,000 useful entries), so it rarely gets full. The table is partitioned in 8 sectors. When it gets 80% full, all the blocks in a sector are flushed. The sectors are managed in FIFO order. A comprehensive study of block cache management can be found in [2].

2.4. Block Execution

Blocks are executed through coregrind's dispatcher, a small hand-written assembly loop (just 12 instructions on a x86-linux platform). Each block returns to the dispatcher loop at the end of its execution (and thus there's no block chaining).

The dispatcher looksups for blocks in a cache (with 2^{15} entries). The cache has an average hit-rate of about 98% [8]. When the cache lookup fails, the dispatcher fallbacks to a slower routine written in C to lookup the translated block in

the translation table, or to translate the block if it isn't in the table.

The dispatcher is also responsible for checking if the thread's timeslice ended. When the timeslice ends, the dispatcher yields the control back to the scheduler.

Valgrind has two dispatchers: normal (unprofiled), and profiled. The profiled dispatcher is slower than the normal one, and is used to gather statistic information (e.g. cache hit-rate).

2.5. Assembly Conventions

Throughout this document we will use x86 assembly to exemplify how a certain optimization works. We will use Valgrind's assembly conventions. Register references start with `%`. Virtual registers names are prefixed with `vr`, while others (real host registers) don't have any prefix.

Take the following as an example:

```
1: movl %vr3, %eax
2: addl $1, %vr4
```

The instruction in line 1 is a move from virtual register 3 to EAX (a real host register). The instruction in line 2 sums the constant 1 to the virtual register 4, and stores the result back to the same register.

3. CONTRIBUTIONS

In this section we present each of our contributions in detail. Each one is provided as a patch against latest Valgrind SVN trunk at time of writing (Valgrind: r8098; VEX: r1849). All patches were tested with Valgrind's regression test suite and none of the patches introduced a new failure. The patches were tested in four different platforms: {x86, amd64, ppc32, ppc64}-linux.

3.1. Peephole Optimizer

VEX's code translation is currently split in eight phases, including two optimization passes on the IR. We have created a new phase that implements a simple peephole optimizer [1]. The peephole optimization phase is run after the instruction selection phase and before the register allocation phase and thus operates on non-register allocated (but ISA dependent) assembly code.

We have only implemented two simple optimizations on this phase, although the creation of this phase leaves room for future peephole optimizations (both architecture dependent and architecture independent). Architecture independent optimizations are possible because each backend implements a set of functions (e.g. `isMove()` or `getRegUsage()`) that allows some high-level manipulation of the ISA-dependent machine code.

The peephole optimizations that were implemented are: virtual to virtual register coalescing and dead stores to virtual registers elimination. The peephole optimizer starts by collecting virtual register liveness information. Currently we only collect the last time a register was used (either written or read). This information is then used by both optimizations.

The virtual to virtual register coalescing pass eliminates redundant MOVs. Take the following case as an example:

```
10: movl %vr3, %vr42
11: addl $1, %vr42
...
```

If `%vr3` isn't used after line 10, then we can simply discard `%vr42` and map it to `%vr3`:

```
; previous line 10 was deleted
10: addl $1, %vr3
...
```

Register coalescing is very important for SSA-based IR, like VEX's. Unfortunately we only found that VEX's register allocator already does this optimization after implementing it in the peephole pass. It was an interesting exercise nevertheless.

The second peephole optimization was the elimination of dead stores to virtual registers. It works by removing MOVs to virtual registers that are never accessed again. This could be improved further if we recorded finer-grained liveness information (at the expense of a slower data collection phase), by eliminating MOVs whose value is never read, e.g.:

```
1: movl $2, %vr3
2: movl $1, %vr3
...
```

Our implementation doesn't remove line 1 (clearly a dead store), although the proposed one would. We believe that VEX's backends don't produce such code, so it wouldn't be useful in practice.

Note that this second optimization could be ported to the register allocator as well, eliminating the peephole pass altogether, and thus possibly providing better performance. This wasn't done because changing and tuning the register allocator is a very complex task and we also wanted to prove the concept of a peephole optimizer for valgrind.

The patch is named `vex_peephole_optimizations.txt` and is independent of the host platform.

3.2. Code Relocator

VEX generates position-independent code, so that superblocks can be easily moved around. Unfortunately this causes some sub-optimal x86 instructions to be emitted. We have identified

two: absolute calls and absolute jumps. The problem is that the x86 instruction set doesn't have an instruction to do an absolute call/jump with an immediate operand [5], although it has instructions for relative call/jump with an immediate operand. So we have implemented a code relocater that allows VEX to emit absolute calls/jumps with a relative operand.

VEX's current implementation for absolute calls/jumps is to load the address into a register and then do the jump/call based on the register's value. E.g.:

```
movl $addr, %edx
jmp *%edx
```

Our approach is to emit a single instruction (a relative jump/ call) and thus save the extra two bytes. This is implemented in two parts: in VEX and in coregrind. VEX was patched to emit relative calls/jumps and to also provide a relocation table (an array with the positions of the code that need to be patched when relocated). Coregrind can then move the code to wherever needed and then call the VEX relocater to patch the relative addresses to match their new location.

As a side effect, we save one register from spilling when calling functions with four arguments (the maximum supported by VEX). For functions with three or less arguments, VEX uses one of the caller saved registers (per ABI convention). But as there are only three of such registers, VEX must use an additional register when calling functions with four arguments. For jumps, we also save one register (%edx).

To our best knowledge, code relocation isn't needed for PPC32 and PPC64 architectures, as those architectures don't suffer from the problem described before. We also believe that it is not possible to port the patch to x86_64 in a safe way, as there is no jump or call instruction that takes a 64-bit immediate (either relative or absolute) [5].

The patch is named `vex_relocate_abs_calls.txt` and is only implemented for x86 hosts.

3.3. Instruction Pointer Store Optimization

Valgrind often has to record the guest program's state, which includes every register and flag in the processor. When recording this state, the instruction pointer (IP) is frequently incremented by a small amount. Our optimization stores only the least significant bytes whenever possible with savings of up to 7 bytes in amd64 and up to 12 bytes in PPC64 (biggest savings) in code size per store. As the instruction pointer is often saved by Valgrind (for example, to give meaningful error messages), with this optimization, the code size becomes visibly smaller, which helps reducing the program's cache misses and overall memory footprint.

We have implemented this optimization as follows: we track the stores of the IP to memory, and we replace each store with a simpler one that changes only the least significant bytes that were changed since the last store. Often this means storing only one or two bytes.

Example:

```
; PUT(60) = 0x80483D5:I32
movl $0x80483D5, 0x3C(%ebp)

; PUT(60) = 0x80483E8:I32
; note: x86 is little-endian
movb $0xE8, 0x3C(%ebp)
; instead of movl $0x80483E8, 0x3C(%ebp)
```

This patch is architecture dependent and was split in two: one for the Intel architectures (x86 and amd64), named `vex-amd64-and-x86-IP-Store-optimization.txt`, and one for the POWER architecture (PPC32 and PPC64), named `vex-CIA-optimization.txt`.

3.4. Dead Store to Real Register Elimination

VEX's instruction selection pass sometimes produces virtual to real register moves (e.g. when calling helper functions that receive the arguments through registers). Our optimization eliminates these instructions if the virtual register is mapped to the target (real) register. This optimization was implemented in the register allocator, by comparing the virtual register operand entry in the register mapping table against the real register operand.

As an example, take the following x86 code:

```
movl %vr42, %eax
```

If %vr42 is mapped to %eax, the register allocated code would become:

```
movl %eax, %eax
```

With our optimization, this instruction (a dead store) would be discarded. This saves two bytes per each instruction removed in an x86 host.

The patch is named `vex_regalloc_mov_vr.txt` and is independent of the host platform.

3.5. Block Chaining

Block chaining is a standard technique to improve VM's performance [11]. Usually a superblock ends by jumping to the VM dispatcher code, which introduces overhead in the execution and messes up the CPU's branch prediction. Block chaining consists in patching unconditional jump sites to do a direct jump to the target superblock, bypassing the VM dispatcher.

Valgrind 2.x performed block chaining (briefly described in section 2.3.6 of [7]), but Valgrind 3.x doesn't do it (because it was a major rewrite and nobody implemented chaining yet). It worked as follows: at the end of each superblock there's a jump to the dispatcher, which gets patched by the dispatcher when the target

superblock address is known (i.e. when it is in cache). Each superblock also has a prolog to check for thread timeslice end and event checking. On a cache sector flush (managed in a FIFO way), all blocks are scanned for patched jumps to flushed blocks, which get unpatched (i.e. make them return to the dispatcher again). The cost of scanning all blocks is high, but as it doesn't happen frequently (because the block cache is big), this isn't a major source of inefficiency.

We started to port Valgrind 2.4.1's block chaining code, but unfortunately we didn't finish it. This code requires a code relocater, so we had to implement it first (described previously) and then we didn't have the time to finish this.

Although Valgrind's unprofiled (normal) dispatcher is faster than many VMs' (it is just 12 instructions long on a x86-linux platform), we believe block chaining should still give a good speedup (albeit smaller than what other VMs have experienced [9]).

The patch is named `valgrind_block_chaining.txt` and is only implemented for x86 hosts. Although not complete, it's a good starting point for future work.

3.6. Misc

In addition to the major contributions described in the previous sections, we have also contributed minor patches to fix bugs found during our work. We have provided patches for the following bugs found:

- some regression tests didn't compile on PPC64 due to a problem in a makefile, that was trying to link some PPC32 and PPC64 objects together. Patch name: `memcheck_tests_ppc64_fix.txt` (patch already in Valgrind's official SVN tree).
- register liveness debug print on register allocator didn't compile.
Patch name: `vex_regalloc_debug_print_fix.txt`
- in some cases the register allocator erroneously assumed that the opposite of a register write is a register read, which is not true, as VEX also has a modify access pattern (read plus write). The outcome was that some spills were skipped because it was assumed that the register value hadn't been modified. We were only able to observe this bug when using the Peephole optimizer (described previously). Marc-Oliver Straub also discovered this bug independently, so we assume the bug can be triggered without our Peephole optimizer. Patch name: `vex_regalloc_eqspill_bugfix.txt`.
Note: a similar patch was already committed to the official SVN repository.
- VEX couldn't emit an x86/amd64 instruction to store an immediate value in a memory location without using an additional register. This was needed to implement the instruction pointer store optimization in these architectures.
- at last, we have helped debugging the DRD tool on the PPC64-linux platform.

4. RESULTS

In this section we present some experimental results of each of our patches.

4.1. Methodology

To evaluate our contributions, we have run the standard Valgrind performance tests (described in appendix A). We only present results for the memcheck tool, because of space restrictions. However we provide raw results of the other tests separately.

The tests were run in three different machines (where applicable):

- Intel Pentium M 2.0 GHz (x86), 2 MB L2, 1 GB RAM
- AMD Athlon 64 3000+ 2.0 GHz (amd64), 512 KB L2, 1 GB RAM
- PlayStation 3, Cell 3.2 GHz (PPC64), 256 MB RAM

4.2. Speedup

In this section we present the speedup (in %) achieved by each optimization in each platform. The results presented are the mean of three runs.

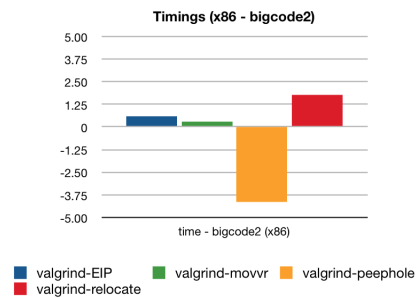


Figure 1. Speedup on the Bigcode 1 test on x86

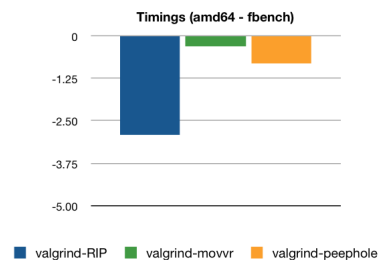


Figure 2. Speedup on the fbench test on amd64

4.3. Code Size Improvement

In this section we present the changes (in %) in the generated machine code size. Note that higher values are better (i.e. smaller code sizes).

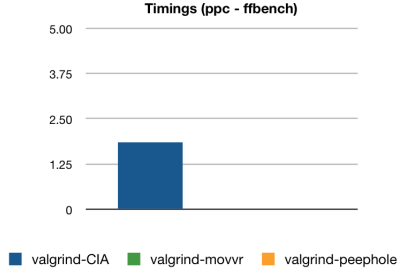


Figure 3. Speedup on the fbench test on PPC64

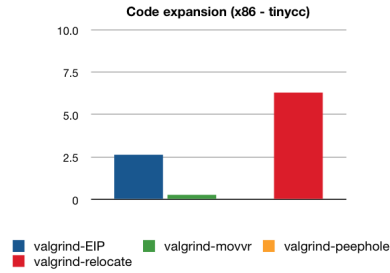


Figure 4. Code size reduction on the tinycc test on x86

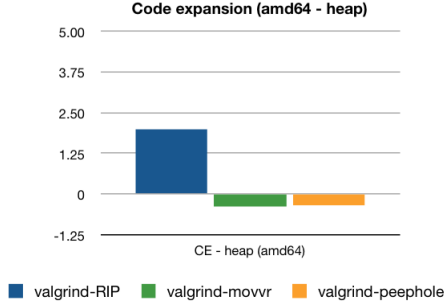


Figure 5. Code size reduction on the heap test on amd64

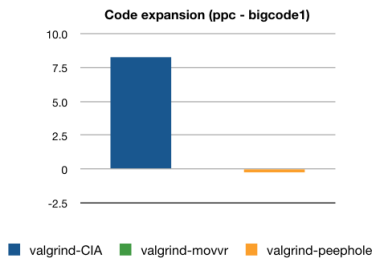


Figure 6. Code size reduction on the bigcode 1 test on PPC64

4.4. Discussion

All patches reduce the generated machine code size, which is great for machines with less RAM and/or a small CPU cache. The EIP/RIP/CIA optimization and the code relocater provide the most noticeable results (i.e. they reduce the code size substantially). The EIP/RIP/CIA optimization shows better results with code with many memory accesses, as that's when VEX produces more stores of the instruction pointer (as it has to bring the stored state up to date before memory accesses). The code relocater consistently reduces the code size of all tests.

One important thing to note is that code size reduction is cumulative between tests. This means that applying more than one patch will sum the code size reductions, as the patches optimize different things.

Some patches also give noticeable speedup. Again this includes the EIP/RIP/CIA optimization and the code relocater. The peephole optimizer as-is doesn't provide a positive speedup, as it doesn't feature many optimizations. The movvr optimization is neutral in terms of speedup, but it should be considered for its code size reduction benefit.

5. CONCLUSIONS

We have presented and implemented some optimizations in Valgrind that reduce the size of the generated machine code, and give a little speedup as well. These optimizations fix some problems we have identified that led to Valgrind generating sub-optimal code.

Identifying the potential code for optimizations was actually quite time consuming. Not only we knew nothing about Valgrind's internals, reading machine generated low-level code and identifying optimization opportunities is a very tricky job.

Other important thing to remember is that making optimizations for JIT compilers is very difficult. This is because the optimization cost must be amortized by the program running time, and thus many optimizations that look great on the paper aren't useful in practice.

We hope our patches can be integrated in a future Valgrind release.

6. FUTURE WORK

Although Valgrind is a great tool and has a nice community always trying to improve it, there's still some room for improvement.

We haven't finished implementing the block chaining optimization. Finishing this task and porting the code to the other host architectures is in our todo list. Selective unchaining [3] is also worth investigating as it can reduce the size of the prolog of the superblocks (and thus the overhead associated with signal checking).

We believe that better register allocators may exist for JIT environments like Valgrind (e.g. [4]) other than the linear scan algorithm used. Those algorithms usually also provide better register coalescing than Valgrind's. Inter-block register allocation (like Pin

[6] does) may also give a good speedup.

As usual, optimizing code is a never ending job, and a very difficult one. Inspecting the code produced by Valgrind more carefully (both the VEX IR and the assembly) may uncover other potential optimizations that we have surely missed.

7. ACKNOWLEDGMENTS

The authors thank Valgrind's team (especially Julian Seward and Nicholas Nethercote) for answering our questions and for being so supportive all the time. The authors also thank Prof. David Martins de Matos for supplying a PPC64 machine for our tests and benchmarks. Finally the authors would like to thank Prof. Luis Veiga for providing ideas for this work and also for allowing us to work on this project as a coursework.

References

- [1] Alfred Aho, Monica Lam, Ravi Sethi, and Jeffrey Ullman. *Compilers: Principles, Techniques, and Tools*. Pearson Education, 2007.
- [2] Kim Cettei. *Code Cache Management in Dynamic Optimization Systems*. PhD thesis, Harvard University, 2004.
- [3] Robert F. Cmelik and David Keppel. Shade: A Fast Instruction-Set Simulator for Execution Profiling. Technical Report UWCSE 93-06-06, University of Washington, 1993.
- [4] Keith Cooper and Anshuman Dasgupta. Tailoring Graph-coloring Register Allocation For Runtime Compilation. In *Proc. of the 2006 International Symposium on Code Generation and Optimization (CGO)*, 2006.
- [5] Intel Corporation. *IA-32 Intel®Architecture Software Developer's Manual: Instruction Set Reference*, volume 2. 2006.
- [6] Chi-Keung Luk, Robert Cohn, Robert Muth, Harish Patil, Artur Klauser, Geoff Lowney, Steven Wallace, Vijay Reddi, and Kim Hazelwood. Pin: Building Customized Program Analysis Tools with Dynamic Instrumentation. In *Proc. of the ACM SIGPLAN 2005 Conference on Programming Language Design and Implementation (PLDI)*, 2005.
- [7] Nicholas Nethercote. *Dynamic Binary Analysis and Instrumentation*. PhD thesis, University of Cambridge, 2004.
- [8] Nicholas Nethercote and Julian Seward. Valgrind: A Framework for Heavyweight Dynamic Binary Instrumentation. In *Proc. of the ACM SIGPLAN 2007 Conference on Programming Language Design and Implementation (PLDI)*, June 2007.
- [9] Kevin Scott, Jack Davidson, and Kevin Skadron. Low-Overhead Software Dynamic Translation. Technical Report CS-2001-18, University of Virginia, 2001.
- [10] Julian Seward and Nicholas Nethercote. Using Valgrind to detect undefined value errors with bit-precision. In *Proc. of the USENIX'05 Annual Technical Conference*, April 2005.
- [11] James Smith and Ravi Nair. *Virtual Machines: Versatile Platforms for Systems and Processes*. Elsevier, 2005.

A Description of the Benchmark Tests

The following is copied from the perf/README file found in the Valgrind source code.

Artificial stress tests

bigcode1, bigcode2: - Description: Executes a lot of (nonsensical) code. - Strengths: Demonstrates the cost of translation which is a large part

of runtime, particularly on larger programs.

- Weaknesses: Highly artificial.

heap: - Description: Does a lot of heap allocation and deallocation, and has a lot

of heap blocks live while doing so.

- Strengths: Stress test for an important sub-system; bug #105039 showed

that inefficiencies in heap allocation can make a big difference to programs that allocate a lot.

- Weaknesses: Highly artificial -- allocation pattern is not real, and only

a few different size allocations are used.

sarp: - Description: Does a lot of stack allocation and deallocation. - Strengths: Tests for a specific performance bug that existed in 3.1.0 and

all earlier versions.

- Weaknesses: Highly artificial.

Real programs

bz2: - Description: Burrows-Wheeler compression and decompression. - Strengths: A real, widely used program, very similar to the 256.bzip2

SPEC2000 benchmark. Not dominated by any code, the hottest 55 blocks account for only 90% of execution. Has lots of short blocks and stresses the memory system hard.

- Weaknesses: None, really, it's a good benchmark.

fbench: - Description: Does some ray-tracing. - Strengths:

Moderately realistic program. - Weaknesses: Dominated by sin and cos, which are not widely used, and are

hardware-supported on x86 but not on other platforms such as PPC.

ffbench: - Description: Does a Fast Fourier Transform (FFT). -

Strengths: Tests common FP ops (mostly adding and multiplying array

elements), FFT is a very important operation.

- Weaknesses: Dominated by the inner loop, which is quite long and flatters

Valgrind due to the small dispatcher overhead.

tinycc: - Description: A very small and fast C compiler. A munged version of

Fabrice Bellard's TinyCC compiling itself multiple times.

- Strengths: A real program, lots of code (top 100 blocks only account for

47% of execution), involves large irregular data structures (presumably, since it's a compiler). Does lots of malloc/free calls and so changes that make a big improvement to perf/heap typically cause a small improvement.

- Weaknesses: None, really, it's a good benchmark.