

Tube dislocations in gravity

G. de Berredo-Peixoto *

*Departamento de Física, Universidade Federal de Juiz de Fora,
Juiz de Fora. CEP 36036–330, MG, Brazil*

M. O. Katanaev †

*Steklov Mathematical Institute,
Gubkin St. 8, Moscow, 119991, Russia*

29 September 2008

Abstract

We consider static massive thin cylindrical shells (tubes) as the sources in Einstein's equations. They correspond to δ - and δ' -function type energy-momentum tensors. The corresponding metric components are found explicitly. They are not continuous functions in general and lead to ambiguous curvature tensor components. Nevertheless all ambiguous terms in Einstein's equations safely cancel. The interplay between elasticity theory, geometric theory of defects, and General Relativity is analyzed. The elasticity theory provides a simple picture for defects creation and a new look on General Relativity.

1 Introduction

In gravity models, metric components are usually considered as continuous and two times differentiable functions. This property is needed for unambiguous calculation of curvature tensor components. In a general case, if metric components are not continuous¹, then Christoffel's symbols contain δ -function, and curvature tensor will include squares of δ -functions, which cannot be unambiguously defined. However, there may exist rare

*E-mail: guilherme@fisica.ufjf.br

†E-mail: katanaev@mi.ras.ru

¹We do not consider the case when discontinuity of metric components arises from discontinuous coordinate transformations for smooth curvature on a manifold. Instead, we are stick to the case when discontinuity of metric components is produced by discontinuity of curvature.

particular cases when all ambiguous terms in Einstein's equations cancel. This means that if we regularize the corresponding discontinuous metric components by smooth functions, then the solution of Einstein's equations will not depend on a regularization. This situation is acceptable and worth to be analyzed. It may happen when Einstein's equations reduce to one or a system of *linear* differential equations for a specific combinations of metric components. For example, it is well known that Einstein's equations reduce to the linear inhomogeneous Poisson equation for the conformal factor of the two dimensional part of the metric for a cosmic string [1]. The corresponding metric components (or its inverse) in Cartesian coordinates on a plane are singular at the location of conical singularity.

In the present paper, we consider tube dislocations in space-time which correspond to a matter distributed uniformly along static straight circular tubes which are infinitely thin. There are two types of tube defects with the energy-momentum tensor proportional to the δ -function or its derivative, respectively. In the first case, the space-time has conical singularity either inside or outside the tube, while in the second case, the space-time has no conical singularities.

Thin shells are well known in General Relativity for continuous metric components [2]. For these types of metrics, Christoffel's symbols and the curvature tensor may have jumps and δ -functions, respectively. Then Einstein's equations yield the matching conditions on the shell in terms of extrinsic curvature. We consider a different situation when metric components have jumps but all ambiguous terms in Einstein's equations cancel.

We start the analysis and derive the metric for the tube dislocation within the static linear elasticity theory because this approach clarifies a lot the whole construction. We show that the metric for a tube dislocation satisfies Einstein's equations with the δ' source. Then we consider this problem within the geometric theory of defects developed in [3, 4, 5, 6] (for review see [7], the combined wedge and edge dislocation was considered in [8]) and generalize the metric to four dimensions. Afterwards, we consider conical tube dislocation and asymptotically flat wedge dislocation. The first one is flat in the inside region and conical outside, whereas the second is conical inside and flat outside. These dislocations have a δ -function source. At the end, we consider an arbitrary continuous distribution of tube dislocations.

2 Tube dislocation in the linear elasticity theory

We consider a three-dimensional Euclidean space \mathbb{R}^3 (infinite homogeneous and isotropic elastic media or eather in general relativity) with Cartesian coordinates $x^i, y^i, i = 1, 2, 3$. The Euclidean metric is denoted by $\delta_{ij} = \mathbf{diag}(+++)$. The basic variable in the elasticity theory is the displacement vector field $u^i(x), x \in \mathbb{R}^3$, which measures the displacement of a point in the elastic media. In the absence of external forces, Newton's and Hook's laws reduce to three second order partial differential equations which describe the equilibrium state of elastic media (see, i.e. [9]),

$$(1 - 2\sigma)\Delta u_i + \partial_i \partial_j u^j = 0, \tag{1}$$

where

$$\sigma = \frac{\lambda}{2(\lambda + \mu)}$$

is the dimensionless Poisson ratio, ($-1 \leq \sigma \leq 1/2$), and Δ is the Laplace operator. The Lamé coefficients λ, μ characterize the elastic properties of media. Raising and lowering of Latin indices i, j, \dots is performed using the Euclidean metric δ_{ij} and its inverse δ^{ij} . The boundary conditions for Eq.(1) correspond to the physical problem which is to be solved.

Let us pose the problem for the tube dislocation shown in Fig.1, *a*. This dislocation is

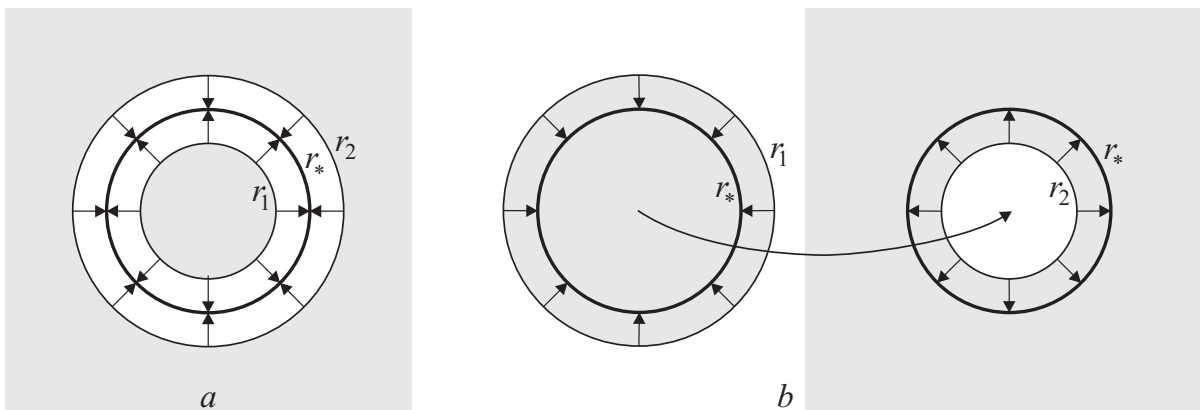


Figure 1: Negative (*a*) and positive (*b*) tube dislocations.

produced as follows. We cut out the thick cylinder of media located between two parallel cylinders of radii r_1 and r_2 ($r_1 < r_2$) with axis $z = x^3$ as the axis of both cylinders, move symmetrically both cutting surfaces one to the other and afterwards glue them. In the equilibrium state, the gluing surface is also the cylinder, due to circular and translational symmetries of the problem, of radius r_* which is to be found.

In our conventions, Fig.1,*a* shows the negative tube dislocation because part of the media was removed, $r_1 < r_2$. This procedure can be inverted by addition of extra media to \mathbb{R}^3 as shown in Fig.1,*b*. In this case, we call it positive tube dislocation, $r_1 > r_2$.

This problem is naturally formulated and solved in cylindrical coordinates r, φ, z . Let us denote the displacement field components in cylindrical coordinates by u^r, u^φ, u^z . In our case, $u^\varphi = 0, u^z = 0$, due to the symmetry of the problem, and the radial displacement field, $u^r(r)$, depends only on the radius r , and we drop the index, $u^r(r) = u(r)$, for simplicity.

The boundary conditions for the tube dislocation are

$$u|_{r=0} = 0, \quad u|_{r=\infty} = 0, \quad \left. \frac{du_{\text{in}}}{dr} \right|_{r=r_*} = \left. \frac{du_{\text{ex}}}{dr} \right|_{r=r_*}. \quad (2)$$

The first two conditions are purely geometrical, and the third one means the equality of normal elastic forces inside and outside the gluing surface in the equilibrium state.

The subscripts “in” and “ex” denote the displacement vector field inside and outside the gluing surface, respectively.

Our definition of the displacement vector field differs slightly from the usual one. In our notations, the point with coordinates y^i after elastic deformation moves to the point with coordinates x^i :

$$y^i \rightarrow x^i(y) = y^i + u^i(x), \quad (3)$$

the displacement vector field being the difference between new and old coordinates, $u^i(x) = x^i - y^i$ (this is usual). The difference is that we consider the components of the displacement vector field $u^i(x)$ as functions of the final state coordinates of media points x^i and not of the initial ones y^i . This is equivalent to the standard approach in the absence of dislocations because both sets of coordinates x^i and y^i cover the entire Euclidean space \mathbb{R}^3 . If the dislocation is present, the final state coordinates x^i cover the whole \mathbb{R}^3 while the initial state coordinates cover only part of the Euclidean space lying outside the thick cylinder which was removed. Therefore the final state coordinates are preferable in the presence of dislocations. This difference can be considered as inessential in the linear approximation but the geometric theory of defects describes large deformations along with the small ones.

The elasticity equations (1) can be easily solved in the considered case of tube dislocation. The Laplacian of the radial component, which is the only one that differs from zero, and the divergence in the cylindrical coordinates have the form:

$$\begin{aligned} \Delta u_r &= \frac{1}{r} \partial_r (r \partial_r u_r) + \frac{1}{r^2} \partial_\varphi^2 u_r + \partial_z^2 u_r - \frac{1}{r^2} u_r - \frac{2}{r^2} \partial_\varphi u_\varphi, \\ \partial_i u^i &= \frac{1}{r} \partial_r (r u^r) + \frac{1}{r} \partial_\varphi u^\varphi + \partial_z u^z, \end{aligned}$$

where the indices are lowered using the Euclidean metric in cylindrical coordinates: $u_r = u^r$, $u_\varphi = u^\varphi r^2$, and $u_z = u^z$. The angular φ and z components of equations (1) are identically satisfied, and the radial component reduces to the ordinary differential equation,

$$\partial_r \left[\frac{1}{r} \partial_r (r u) \right] = 0, \quad (4)$$

which has a general solution

$$u = ar - \frac{b}{r}, \quad a, b = \text{const},$$

depending on two arbitrary constants of integration a and b . Due to the first two boundary conditions (2), the solutions inside and outside the gluing surface are

$$\begin{aligned} u_{\text{in}} &= ar, \quad a > 0, \\ u_{\text{ex}} &= -\frac{b}{r}, \quad b > 0. \end{aligned} \quad (5)$$

The signs of the integration constants correspond to the negative tube dislocation shown in Fig.1,*a*. For positive tube dislocation, Fig.1,*b*, the integration constants have different

signs, $a < 0$ and $b < 0$. The third boundary condition (2) determines the radius of the gluing surface,

$$r_*^2 = \frac{b}{a}. \quad (6)$$

After simple algebra the integration constants can be expressed through the radii

$$a = \frac{r_2 - r_1}{r_2 + r_1} = \frac{l}{2r_*}, \quad b = \frac{r_2^2 - r_1^2}{4} = \frac{lr_*}{2}, \quad (7)$$

where

$$l = r_2 - r_1, \quad r_* = \frac{r_2 + r_1}{2}$$

are the thickness of the removed cylinder and the radius of the gluing surface, respectively. The first expression in (7) restricts the range of the integration constant, $0 < |a| < 1$. For negative and positive tube dislocations, $l > 0$ and $l < 0$, respectively. We see that the gluing surface lies exactly in the middle between radii r_1 and r_2 . So, Eq.(5) with integration constants (7) yields a complete solution for the tube dislocation within the linear elasticity theory. We expect it to be valid for small relative displacements: $l/r_1 \ll 1$, $l/r_2 \ll 1$.

Note that the answer within the linear elasticity theory does not depend on the Poisson ratio of the media. In this sense, the tube dislocation is a purely geometric defect which does not feel the elastic properties.

Now we compute the geometric quantities of the manifold corresponding to the tube dislocation. From the geometric point of view, the elastic deformation (3) is a diffeomorphism between given domains in the Euclidean space. The original elastic media \mathbb{R}^3 , before the dislocation is made, is described by Cartesian coordinates y^i with the Euclidean metric δ_{ij} . The pull back of a diffeomorphism $x \rightarrow y$ induces nontrivial metric on \mathbb{R}^3 corresponding to the tube dislocation. In Cartesian coordinates it has the form

$$g_{ij}(x) = \frac{\partial y^k}{\partial x^i} \frac{\partial y^l}{\partial x^j} \delta_{kl}.$$

We use curvilinear cylindrical coordinates for the tube dislocation and therefore modify our notations. Let us denote indices in curvilinear coordinates in the Euclidean space \mathbb{R}^3 by Greek letters x^μ , $\mu = 1, 2, 3$. Then the ‘‘induced’’ metric for the tube dislocation in cylindrical coordinates is²

$$g_{\mu\nu}(x) = \frac{\partial y^\rho}{\partial x^\mu} \frac{\partial y^\sigma}{\partial x^\nu} \overset{\circ}{g}_{\rho\sigma} \quad (8)$$

where $\overset{\circ}{g}_{\rho\sigma}$ is the Euclidean metric written in cylindrical coordinates. We denote cylindrical coordinates of a point before the dislocation is made by $\{y, \varphi, z\}$, where y without any index stands for the radial coordinate and we take into account that angular φ and z coordinates are not changed. Then the diffeomorphism is described by a single function relating old and new radial coordinates of a point $y = r - u(r)$, where

$$u(r) = \begin{cases} ar, & r < r_*, \\ b, & r = r_*, \\ -\frac{b}{r}, & r > r_*. \end{cases} \quad (9)$$

²We put the word ‘‘induced’’ in inverted commas because on the cutting surface the induced metric is not defined.

This function has the jump $ar_* + b/r_* = l$ across the cut and hence is not continuous. Therefore a special care must be taken in calculation of the induced metric components. To this end we introduce the function

$$v = \begin{cases} a, & r \leq r_*, \\ \frac{b}{r^2}, & r \geq r_*, \end{cases} \quad (10)$$

which is continuous across the cutting surface. This function differs from the derivative with respect to r of the displacement vector field $u(r)$ defined in (9) by the δ -function

$$u' = v - l\delta(r - r_*). \quad (11)$$

The induced metric outside the cut is given by expression (8) and is not defined on the cutting surface. Therefore, *we define* the metric for the tube dislocation as

$$ds^2 = (1 - v)^2 dr^2 + (r - u)^2 d\varphi^2 + dz^2 \quad (12)$$

with the volume element

$$\sqrt{|g|} = (1 - v)(r - u), \quad \text{where } g = \det g_{\mu\nu}.$$

Metric (12) differs from the formal substitution of $y = r - u(r)$ in the Euclidean metric $ds^2 = dy^2 + y^2 d\varphi^2 + dz^2$ by the square of the δ -function in the g_{rr} component. This procedure is a must in the geometric theory of defects, because otherwise the Burgers vector can not be expressed as the surface integral [7]. So, the metric component $g_{rr}(r) = (1 - v)^2$ of tube dislocation is a continuous function, and the angular component $g_{\varphi\varphi} = (r - u)^2$ has the jump across the cut.

Thus we solved linear elasticity field equations (1) with boundary conditions (2) describing the tube dislocation. The displacement vector field (9) and, consequently, induced metric (12) do not depend on the elastic properties of media characterized by a Poisson ratio. This demonstrates the universality of the problem.

Now we calculate geometric quantities for the tube dislocation. The components of the metric are not differentiable functions, and hence the calculation of geometric quantities involving derivatives and multiplications is an ambiguous procedure. Therefore, we perform all calculations as if the components were sufficiently smooth functions and see that all ambiguous terms safely cancel in the final answer. It means that whatever regularization of the components is applied the final answer does not depend on it.

Now we calculate Christoffel's symbols:

$$\tilde{\Gamma}_{\mu\nu\rho} = \tilde{\Gamma}_{\mu\nu}{}^\sigma g_{\sigma\rho} = \frac{1}{2}(\partial_\mu g_{\nu\rho} + \partial_\nu g_{\mu\rho} - \partial_\rho g_{\mu\nu}).$$

Only four components of Christoffel's symbols differ from zero,

$$\begin{aligned} \tilde{\Gamma}_{rrr} &= -v'(1 - v), \\ \tilde{\Gamma}_{r\varphi\varphi} &= \tilde{\Gamma}_{\varphi r\varphi} = [1 - v + l\delta(r - r_*)](r - u), \\ \tilde{\Gamma}_{\varphi\varphi r} &= -[1 - v + l\delta(r - r_*)](r - u), \end{aligned}$$

where we used relation (11). The nonzero components of Christoffel's symbols with one raised index are as follows

$$\begin{aligned}\tilde{\Gamma}_{rr}{}^r &= -\frac{v'}{1-v}, \\ \tilde{\Gamma}_{r\varphi}{}^\varphi &= \tilde{\Gamma}_{\varphi r}{}^\varphi = \frac{1-v+l\delta(r-r_*)}{r-u}, \\ \tilde{\Gamma}_{\varphi\varphi}{}^r &= -\frac{[1-v+l\delta(r-r_*)](r-u)}{(1-v)^2}.\end{aligned}$$

Note that if the δ -function was not dropped in g_{rr} component (12), then we would have to divide on it, which is a forbidden procedure.

The curvature tensor components in our notations are

$$\tilde{R}_{\mu\nu\rho\sigma} = \partial_\mu\tilde{\Gamma}_{\nu\rho\sigma} - \partial_\nu\tilde{\Gamma}_{\mu\rho\sigma} + \tilde{\Gamma}_{\mu\rho}{}^\lambda\tilde{\Gamma}_{\nu\sigma\lambda} - \tilde{\Gamma}_{\nu\rho}{}^\lambda\tilde{\Gamma}_{\mu\sigma\lambda}.$$

There is only one nonvanishing independent component

$$\begin{aligned}\tilde{R}_{r\varphi r\varphi} &= \partial_r\tilde{\Gamma}_{\varphi r\varphi} + \tilde{\Gamma}_{rr}{}^r\tilde{\Gamma}_{\varphi\varphi r} - \tilde{\Gamma}_{\varphi r}{}^\varphi\tilde{\Gamma}_{r\varphi\varphi} = \\ &= l(r-u) \left[\delta'(r-r_*) + \frac{v'}{1-v}\delta(r-r_*) \right],\end{aligned}\tag{13}$$

where

$$\delta'(r-r_*) = \partial_r\delta(r-r_*)$$

is the derivative of the δ -function. The ambiguous terms with the squares $\delta^2(r-r_*)$ safely cancel.

It is interesting and quite important that the prescription to drop the δ -function from the g_{rr} component in the metric for a tube dislocation (12) which comes from physical considerations [7] determines the right way for mathematical treatment of the calculation of the curvature. Note also that if the δ -function was not dropped then the curvature tensor would be identically zero because any diffeomorphism of the Euclidean space \mathbb{R}^3 leaves the curvature tensor equal to zero.

We see that curvature (13) is zero everywhere except the cutting surface, as it must be both from physical and mathematical standpoints.

The component of the curvature tensor (13) is still an ambiguous functions because the coefficient in front of δ' and δ -functions are not continuous.

The Ricci tensor has two nonvanishing components,

$$\begin{aligned}\tilde{R}_{rr} &= \frac{l}{r-u} \left[\delta'(r-r_*) + \frac{v'}{1-v}\delta(r-r_*) \right], \\ \tilde{R}_{\varphi\varphi} &= \frac{l(r-u)}{(1-v)^2} \left[\delta'(r-r_*) + \frac{v'}{1-v}\delta(r-r_*) \right].\end{aligned}$$

The scalar curvature is

$$\tilde{R} = \frac{2l}{(r-u)(1-v)^2} \left[\delta'(r-r_*) + \frac{v'}{1-v}\delta(r-r_*) \right].$$

Einstein's equations,

$$\sqrt{|g|} \left(\tilde{R}_{\mu\nu} - \frac{1}{2} g_{\mu\nu} \tilde{R} \right) = -\frac{1}{2} T_{\mu\nu}, \quad (14)$$

are identically satisfied except the zz component,

$$2l \left(\frac{1}{1-v} \delta'(r-r_*) + \frac{v'}{(1-v)^2} \delta(r-r_*) \right) = T_{zz}, \quad (15)$$

where T_{zz} is the source of the tube dislocation (the analog of the energy-momentum tensor density in general relativity). Using the identity for an arbitrary differentiable function $f \in \mathcal{C}^1(\mathbb{R}_+)$ on the positive real line,

$$f(r)\delta'(r-r_*) = f(r_*)\delta'(r-r_*) - \partial_r f \delta(r-r_*),$$

the singular part in the geometric expressions can be rewritten as

$$T_{zz} = \frac{2l}{1-v(r_*)} \delta'(r-r_*) = \frac{4lr_*}{2r_*-l} \delta'(r-r_*). \quad (16)$$

We see that all ambiguous terms cancel ! In general, if components of a metric are not continuous functions, then the curvature tensor components will be not unambiguously defined, because they will have squares of the type δ^2 and products of the step function with δ -function. Therefore, cancelation of all ambiguous terms in a geometric quantity is a big surprise. In the considered case, Christoffel's symbols and components of the curvature tensor are not well defined but the energy-momentum tensor is unambiguous. The same situation happens for a distribution of wedge dislocations with the same factor \sqrt{g} in the definition of the energy-momentum tensor density (14) [7]. The factor $\sqrt{|g|}$ appears in Einstein's equations (14) because δ -function is not a function but a scalar density with respect to coordinate transformations.

3 Summary of the geometric theory of defects

In this section we briefly formulate the geometric theory of defects developed in [3, 4, 5, 6] (for review see [7]). This model treats defects in elastic media with a spin structure entirely within differential geometry. At the moment it is developed only for a static distribution of single defects as well as continuous distribution of dislocations and disclinations, the basic equations coinciding with equations of three-dimensional Euclidean gravity with torsion.

In the geometric theory of defects we assume that elastic media is a three-dimensional manifold \mathbb{M} with a given Riemann–Cartan geometry. For simplicity, we consider topologically trivial manifold $\mathbb{M} \approx \mathbb{R}^3$ which is covered by an arbitrary curvilinear coordinate system x^μ , $\mu = 1, 2, 3$. The basic variables are the triad field $e_\mu^i(x)$ and $\mathbb{S}\mathbb{O}(3)$ -connection $\omega_\mu^{ij}(x) = -\omega_\mu^{ji}(x)$ (Cartan variables). Note that we do not have the displacement vector field $u^i(x)$ as an independent variable. There is only geometry and nothing else in the geometric approach. The torsion and curvature tensors are

$$T_{\mu\nu}^i = \partial_\mu e_\nu^i - e_\mu^j \omega_{\nu j}^i - (\mu \leftrightarrow \nu), \quad (17)$$

$$R_{\mu\nu j}^i = \partial_\mu \omega_{\nu j}^i - \omega_{\mu j}^k \omega_{\nu k}^i - (\mu \leftrightarrow \nu). \quad (18)$$

These geometric notions are 2-forms and have straightforward physical interpretation as the surface density of the Burgers and Frank vectors, respectively, characterizing distributions of dislocations and disclinations. If geometry is trivial, $T_{\mu\nu}{}^i = 0$ and $R_{\mu\nu}{}^{ij} = 0$, then there are no defects in media. The nonzero torsion and curvature is the criteria for the presence of dislocations and disclinations, respectively.

For a given Riemann–Cartan geometry $(\mathbb{M}, e_\mu{}^i, \omega_\mu{}^{ij})$, we have, in fact, two connections on a manifold because, having the triad field at hand, we can compute the metric $g_{\mu\nu} = e_\mu{}^i e_\nu{}^j \delta_{ij}$, where $\delta_{ij} = \text{diag}(+++)$ is the Euclidean metric, and Christoffel’s symbols which define the second connection on \mathbb{M} . The corresponding second $\mathbb{S}\mathbb{O}(3)$ -connection can be expressed in terms of the triad field alone

$$\tilde{\omega}_{ijk} = \frac{1}{2}(c_{ijk} - c_{jki} + c_{kij}), \quad (19)$$

where

$$c_{\mu\nu}{}^i = -c_{\nu\mu}{}^i = -\partial_\mu e_\nu{}^i + \partial_\nu e_\mu{}^i$$

are the anholonomicity coefficients and transformations of Latin indices into Greek ones are performed using the triad field and its inverse, $c_{ijk} = e^\mu{}_i e^\nu{}_j c_{\mu\nu}{}^k$. The anholonomicity coefficients define the commutator of the orthonormal basis vector fields $e_i = e^\mu{}_i \partial_\mu$,

$$[e_i, e_j] = c_{ij}{}^k e_k.$$

The second $\mathbb{S}\mathbb{O}(3)$ -connection, $\tilde{\omega}_\mu{}^{ij}$, differs from the original connection, $\omega_\mu{}^{ij}$, and therefore is denoted by the tilde sign. It corresponds to zero torsion and is the unique solution of the equation $T_{\mu\nu}{}^i = 0$ with respect to connection.

This duality is well known in general relativity. Usually, we solve Einstein equations with respect to metric $g_{\mu\nu}$, compute Christoffel’s symbols $\tilde{\Gamma}_{\mu\nu}{}^\rho$, curvature tensor $\tilde{R}_{\mu\nu\rho\sigma}$, and interpret gravity as nontrivial curvature of the space-time. The second alternative is to solve Einstein’s equations with respect to the tetrad field $e_\mu{}^i$, assume that the curvature tensor of the space-time is identically zero $R_{\mu\nu}{}^{ij} = 0$ (the space of absolute parallelism), put the Lorentz $\mathbb{S}\mathbb{O}(1, 3)$ -connection to zero (this fixes the invariance with respect to local Lorentz rotations), and compute the torsion tensor

$$T_{\mu\nu}{}^i = -c_{\mu\nu}{}^i = \partial_\mu e_\nu{}^i - \partial_\nu e_\mu{}^i. \quad (20)$$

Hence, gravity is interpreted as nontrivial torsion in a space with absolute parallelism. The invariance with respect to local Lorentz rotations can be restored assuming that the Lorentz connection is not zero but a pure gauge. The metric tensor is the same in both cases, and we always have two different geometric interpretations of any solution of Einstein’s equations.

Now we proceed with the geometric theory of defects. The equations of equilibrium for dislocations and disclinations follow from the expression for the free energy functional which was proposed in [3]

$$S = \int d^3x \left[\sqrt{|g|}(-\kappa \tilde{R} + 2\gamma R^A{}_{\mu\nu} R^{A\mu\nu}) - \frac{1}{2} g_{\mu\nu} T^{\mu\nu} \right], \quad (21)$$

where the first term is the Hilbert–Einstein action depending only on the triad field, $R^\Lambda_{\mu\nu} = \frac{1}{2}(R_{\mu\nu} - R_{\nu\mu})$ is the antisymmetric part of the Ricci tensor which is nonzero for nontrivial torsion, and $T^{\mu\nu}$ is the source for dislocations (the energy-momentum tensor density in general relativity). κ and γ are two coupling constants (which are not determined yet, but do not alter the following calculations). If needed, the Hilbert–Einstein term in the action can be rewritten using the identity

$$R(e, \omega) + \frac{1}{4}T_{ijk}T^{ijk} - \frac{1}{2}T_{ijk}T^{kij} - T_i T^i - \frac{2}{\sqrt{|g|}}\partial_\mu(\sqrt{|g|}T^\mu) = \tilde{R}(e), \quad g = \det g_{\mu\nu}, \quad (22)$$

where $T_i = T_{ji}{}^j$, in terms of the the scalar curvature $R(e, \omega)$ which depends on the triad field and $\mathbb{S}\mathbb{O}(3)$ -connection and torsion squared terms.

The equations of equilibrium following from the expression for a free energy (21) are covariant and of second order for $e_\mu{}^i$ and $\omega_\mu{}^{ij}$. They define the triad field and $\mathbb{S}\mathbb{O}(3)$ -connection up to general coordinate transformations and local rotations. To fix the solution uniquely, we must impose gauge conditions. In the geometric theory of defects we impose the elastic gauge to fix diffeomorphisms and the Lorentz gauge for local rotations. To write these conditions as equations, we denote the triad, metric, Christoffel's symbols and $\mathbb{S}\mathbb{O}(3)$ -connection for the flat Euclidean space \mathbb{R}^3 in an arbitrary curvilinear but fixed coordinate system by $\overset{\circ}{e}_\mu{}^i$, $\overset{\circ}{g}_{\mu\nu}$, $\overset{\circ}{\Gamma}_{\mu\nu}{}^\rho$, and $\overset{\circ}{\omega}_\mu{}^{ij}$, respectively. Then the gauge conditions are first order differential equations [5, 6],

$$\overset{\circ}{g}^{\mu\nu}\overset{\circ}{\nabla}_\mu e_{\nu i} + \frac{\sigma}{1 - 2\sigma}\overset{\circ}{e}^\mu{}_i\overset{\circ}{\nabla}_\mu e^T = 0, \quad (23)$$

$$\overset{\circ}{g}^{\mu\nu}\overset{\circ}{\nabla}_\mu \omega_\nu{}^{ij} = 0, \quad (24)$$

where the covariant derivative $\overset{\circ}{\nabla}_\mu$ includes both Christoffel's symbols $\overset{\circ}{\Gamma}_{\mu\nu}{}^\rho$ and $\mathbb{S}\mathbb{O}(3)$ -connection $\overset{\circ}{\omega}_\mu{}^{ij}$ acting on Greek and Latin indices, and $e^T = \overset{\circ}{e}^\mu{}_i e_\mu{}^i$. These conditions are invariant with respect to coordinate transformations in the Euclidean space \mathbb{R}^3 but fix the solution of the equilibrium equations in these coordinates. For example, we can use cylindrical or spherical coordinates in \mathbb{R}^3 depending on the problem. For a fixed coordinate system, the gauge conditions (23) and (24) almost uniquely define the solution of covariant equations of equilibrium following from the action (21). In fact, some additional assumptions depending on the problem are needed for the unique definition, because gauge conditions themselves are differential equations. The examples which are considered later clarify the situation.

The gauge conditions (23), (24) have straightforward physical meaning [5, 6] and play a crucial role in the geometric theory of defects. Suppose that defects are absent, that is, curvature and torsion are equal to zero: $R_{\mu\nu}{}^{ij} = 0$ and $T_{\mu\nu}{}^i = 0$. Then the $\mathbb{S}\mathbb{O}(3)$ -connection is locally a pure gauge

$$\omega_{\mu j}{}^i = \partial_\mu S^{-1}{}_j{}^k S_k{}^i, \quad S_j{}^i(x) \in \mathbb{S}\mathbb{O}(3),$$

and there is a vector field $y^i(x)$ such that

$$e_\mu{}^i = \partial_\mu y^j S_j{}^i.$$

The functions $y^i(x)$ describe a transformation to Cartesian coordinates in the Euclidean space \mathbb{R}^3 . The orthogonal matrix S_j^i can be parameterized by the rotational angle field $\omega^{ij}(x) \in \mathfrak{so}(3)$ describing the spin structure of media. In those domains of media where curvature and torsion vanish the media is described by the vector field $y^i(x)$ and the rotational angle field ω^{ij} . The equations of equilibrium following from the free energy expression (21) are identically satisfied [3], and we are left only with the gauge conditions (23), (24) for the vector field y^i and rotational angle field ω^{ij} . Then the Lorentz gauge (24) for the ω^{ij} reduces to the principal chiral $\mathbb{SO}(3)$ -field model describing the spin structure of media [6]. In the linear approximation with respect to the displacement vector field u^i defined in (3), the triad field in Cartesian coordinates can be chosen as

$$e_{\mu i} \simeq \delta_{\mu i} - \frac{1}{2}(\partial_{\mu} u_i + \partial_i u_{\mu}),$$

and the elastic gauge (23) coincides with equations (1) of linear elasticity theory. Equations (23) themselves are infinite power series in the displacement vector field u^i of nonlinear elasticity theory. Thus we chose two theories, nonlinear elasticity theory and principal chiral $\mathbb{SO}(3)$ -field model as the gauge conditions in the geometric theory of defects.

This is in contrast with the main idea of general relativity which is to consider all coordinate systems as equivalent. In the geometric theory of defects, we have a preferred coordinate system defined by the elastic (23) and Lorentz (24) gauge conditions. The advantage of this approach is that the theory automatically contains all results obtained within the nonlinear elasticity theory for elastic deformations and principal chiral $\mathbb{SO}(3)$ -field model for the spin structure.

There is another important point. At present, there is no commonly acknowledged fundamental theory for continuous distribution of defects. A distribution of single dislocations can be described using the notion of the displacement vector field within the elasticity theory. This approach fails for description of continuous distribution of defects because the notion of the displacement vector field disappears and there is no reason to talk about any theory at all. The same happens with disclinations. Indeed, for a distribution of single disclinations, the rotational angle field exists almost everywhere and we can use principal chiral $\mathbb{SO}(3)$ -field model for the spin structure (or any other of the existing models). If disclinations are distributed continuously then the rotational angle field does not exist. Therefore, it is not possible to define a model for continuous distribution of disclinations using the rotational angle field as a variable.

In the geometric theory of defects which pretends to be a fundamental one, we start from the opposite point. We drop the notions of the displacement vector u^i and rotational angle ω^{ij} fields as the basic variables of the theory. Instead, we choose the triad field e_{μ}^i and $\mathbb{SO}(3)$ -connection ω_{μ}^{ij} as the only independent variables and postulate covariant equations for them following from the variation of the action (21). These equations define a solution up to general coordinate transformations and local rotations. We choose two models to fix the solution uniquely: the nonlinear elasticity theory for elastic deformations and the principal chiral $\mathbb{SO}(3)$ -field model for the spin structure. And this is exactly what is needed. Indeed, the purpose of elasticity theory is to find the displacement vector field. This field parameterizes diffeomorphisms and therefore fixes the coordinate system. Similarly, the principal chiral $\mathbb{SO}(3)$ -field model defines the rotational angle field and hence

fixes local rotations. Though the models are present in the geometric theory of defects, they are rewritten in terms of the triad field and $\mathbb{S}\mathbb{O}(3)$ -connection, and the notions of the displacement vector and rotational angle fields are still absent. For continuous distribution of defects, these fields can not be defined at all because the curvature and torsion differ from zero. The displacement vector and rotational angle fields can be defined only in those domains where curvature and torsion are zero, i.e., defects are absent. If so, the equations of equilibrium following from the free energy (21) are identically satisfied, and we are left with the old highly appreciated elasticity theory for elastic deformations [5] and principal chiral $\mathbb{S}\mathbb{O}(3)$ -field model for the spin structure [6].

4 Tube dislocation in the geometric theory of defects

In this section we apply the geometric theory of defects for the description of tube dislocations. To this end we must solve equations of equilibrium following from the action (21) in the coordinate system defined by the elastic (23) and Lorentz (24) gauge conditions. The tube dislocation is determined by the source $T_{\mu\nu}$ which will be specified later on.

The tube dislocation problem corresponds to elastic media without a spin structure and hence without disclinations. In this case, the curvature tensor is zero $R_{\mu\nu}{}^{ij} = 0$ (but not the $\tilde{R}_{\mu\nu}{}^{ij}$!), the equations of equilibrium obtained from (21) by variation with respect to $\omega_{\mu}{}^{ij}$ are identically satisfied, and we can safely put $R^{\Lambda}{}_{\mu\nu} = 0$ in the action (21). Afterwards, we vary the action with respect to the triad field $e_{\mu}{}^i$ and obtain Einstein's equations (14) if we put $\kappa = 1$ for simplicity.

In the case of the tube dislocation, the metric has two Killing vector fields ∂_z and ∂_{φ} in cylindrical coordinates which correspond to translations along z axis and rotations in the x, y plane. For solution of Einstein's equations we choose the metric in diagonal form

$$g_{\mu\nu} = \begin{pmatrix} A^2 & 0 & 0 \\ 0 & B^2 & 0 \\ 0 & 0 & 1 \end{pmatrix}, \quad (25)$$

where $A(r)$ and $B(r)$ are unknown positive functions of radius. This is not the most general form of the metric which is consistent with the symmetry of the problem but it is sufficient for our purpose. The corresponding triad field can be also chosen in diagonal form with three nonzero components

$$e_r{}^{\hat{r}} = A, \quad e_{\varphi}{}^{\hat{\varphi}} = B, \quad e_z{}^{\hat{z}} = 1, \quad (26)$$

where indices are denoted as $\{\mu\} = (r, \varphi, z)$ and $\{i\} = (\hat{r}, \hat{\varphi}, \hat{z})$. The volume measure is

$$\sqrt{g} = AB.$$

If we did not impose the elastic gauge (23) then the remaining freedom in choosing the radial coordinate could be used to make further simplifications. For example, we could choose $A = 1$.

The following calculations are performed with A and B as differentiable functions, and the obtained discontinuous solution will be justified by the cancelation of all ambiguous terms in the equation for A and B .

Christoffel's symbols have four nontrivial components,

$$\begin{aligned}\tilde{\Gamma}_{rr}{}^r &= \frac{A'}{A}, \\ \tilde{\Gamma}_{r\varphi}{}^\varphi &= \tilde{\Gamma}_{\varphi r}{}^\varphi = \frac{B'}{B}, \\ \tilde{\Gamma}_{\varphi\varphi}{}^r &= -\frac{BB'}{A^2}.\end{aligned}$$

The curvature tensor has only one independent nontrivial component

$$\tilde{R}_{r\varphi r\varphi} = BB'' - \frac{A'BB'}{A}.$$

The nonzero Ricci tensor components and scalar curvature are

$$\begin{aligned}\tilde{R}_{rr} &= \frac{B''}{B} - \frac{A'B'}{AB}, \\ \tilde{R}_{\varphi\varphi} &= \frac{BB''}{A^2} - \frac{A'BB'}{A^3}, \\ \tilde{R} &= \frac{2}{AB} \left(\frac{B''}{A} - \frac{A'B'}{A^2} \right).\end{aligned}$$

We suppose that the source for the tube dislocation has only one nonzero component

$$T_{zz} = L\delta'(r - r_*), \quad (27)$$

where L and r_* are two constants which characterize the strength and position of a tube dislocation. This form of the source is prompted by the elasticity theory (16). In general, you can take any function you want as the source of dislocations and obtain the corresponding triad field and metric. This will be a solution of a different problem describing some distribution (that may be continuous) of parallel dislocations with circular symmetry.

The rr , $\varphi\varphi$, and nondiagonal components of Einstein's equations (14) for metric (25) are identically satisfied, and the zz component reduces to one ordinary differential equation

$$\left(\frac{B'}{A} \right)' = \frac{1}{2}L\delta'(r - r_*).$$

This is a *linear* inhomogeneous equation with respect to the combination of diagonal metric components B'/A . Therefore, the consideration of singular source (27) is justified. This equation is well defined if $A(r)$ is a positive and continuous function and has a general solution

$$B' = \frac{1}{2}A(r_*)L\delta(r - r_*) + c_1A, \quad c_1 = \text{const}, \quad (28)$$

where c_1 is the integration constant. The obtained expression can be further integrated

$$B = \frac{1}{2}A(r_*)L\theta(r - r_*) + c_1 \int_0^r dsA(s) + c_2, \quad c_2 = \text{const}, \quad (29)$$

where θ is the step function

$$\theta(r - r_*) = \begin{cases} 0, & r \leq r_*, \\ 1, & r > r_*. \end{cases} \quad (30)$$

Thus we solved Einstein's equations for a tube dislocation. This solution is determined up to one arbitrary positive and continuous function $A(r)$ and two constants of integration $c_{1,2}$. An arbitrary function in the solution reflects the remaining freedom in choosing the radial coordinate and has to be fixed by the elastic gauge.

In essence, Einstein's equations for the source (27) determine only the jump in the $e_\varphi^{\hat{\varphi}}$ component of the triad. The arbitrary function $e_r^{\hat{r}} = A(r)$ describes the freedom to choose the radial coordinate which is still left.

Now we impose the elastic gauge (23). In cylindrical coordinates, the flat triad field can be chosen in diagonal form with components

$$\overset{\circ}{e}_r^{\hat{r}} = 1, \quad \overset{\circ}{e}_\varphi^{\hat{\varphi}} = r, \quad \overset{\circ}{e}_z^{\hat{z}} = 1.$$

It defines flat Christoffel's symbols $\overset{\circ}{\Gamma}_{\mu\nu}{}^\rho$ and $\mathbb{SO}(3)$ -connection $\overset{\circ}{\omega}_{\mu i}{}^j$ with the following nonzero components:

$$\begin{aligned} \overset{\circ}{\Gamma}_{r\varphi}{}^\varphi &= \overset{\circ}{\Gamma}_{\varphi r}{}^\varphi = \frac{1}{r}, & \overset{\circ}{\Gamma}_{\varphi\varphi}{}^r &= -r, \\ \overset{\circ}{\omega}_{\varphi\hat{r}}{}^{\hat{\varphi}} &= -\overset{\circ}{\omega}_{\varphi\hat{\varphi}}{}^{\hat{r}} = 1. \end{aligned}$$

Substitution of vielbein (26) into gauge condition (23) yields the Euler differential equation for $A(r)$

$$A' + \frac{A}{r} - \frac{B}{r^2} + \frac{\sigma}{1 - 2\sigma} \left(A' + \frac{B'}{r} - \frac{B}{r^2} \right) = 0, \quad (31)$$

where $B(r)$ is given by (29).

We are looking for classical solutions of this equation inside the cutting surface, A_{in} , and outside it, A_{ex} , with the ‘‘asymptotically flat’’ boundary conditions:

$$B_{\text{in}}|_{r=0} = 0, \quad 0 < A_{\text{in}}|_{r=0} < \infty, \quad B_{\text{ex}}|_{r \rightarrow \infty} = r. \quad (32)$$

The boundary conditions at $r = 0$ are the same as for the Euclidean metric. Moreover, on the cutting surface we impose the boundary conditions:

$$A_{\text{in}}|_{r=r_*} = A_{\text{ex}}|_{r=r_*}, \quad B_{\text{in}}|_{r=r_*} + \frac{LA(r_*)}{2} = B_{\text{ex}}|_{r=r_*}. \quad (33)$$

The first matching condition provides the equality of the normal elastic forces. The second matching condition is the consequence of Eq.(29) and provides the jump of the $e_\varphi^{\hat{\varphi}}$ component of the triad. Boundary conditions (32), (33) are analogous to boundary conditions (2) in the elasticity theory problem.

Substitution of B from Eq.(29) into the first boundary condition (32) yields $c_2 = 0$.

Eq.(31) is more easily solved with respect to function B instead of A . Inside and outside the cutting surface, $B' = c_1 A$ as the consequence of (28). Then Eq.(31) reduces to

$$\frac{B''}{c_1} + \frac{B'}{c_1 r} - \frac{B}{r^2} + \frac{\sigma}{1-2\sigma} \left(\frac{B''}{c_1} + \frac{B'}{r} - \frac{B}{r^2} \right) = 0. \quad (34)$$

This equation coincides with the equation for the wedge dislocation [7], the difference $c_1 - 1$ playing the role of the deficit angle of the conical singularity. It has a general solution

$$B = D_1 r^{\gamma_1} + D_2 r^{\gamma_2}, \quad D_{1,2} = \text{const}, \quad (35)$$

depending on two integration constants $D_{1,2}$ and where $\gamma_{1,2}$ are the roots of the quadratic equation

$$\gamma^2 + \frac{(c_1 - 1)\sigma}{1 - \sigma} \gamma - c_1 = 0,$$

which has two real roots for $c_1 > 0$, with different signs: the positive root γ_1 and the negative one γ_2 .

In the internal region, we have $D_2 = 0$ and $\gamma_1 = 1$ as the consequence of the first two conditions in (32), the condition $\gamma_1 = 1$ being equivalent to $c_1 = 1$ for $\sigma \neq 1/2$. Hence, the solution of Einstein's equations in the internal region is

$$B_{\text{in}} = D_1 r, \quad A_{\text{in}} = D_1. \quad (36)$$

It depends on one arbitrary constant D_1 . So, the first two boundary conditions in (32) fix two constants of integration of Einstein's equations, $c_1 = 1$ and $c_2 = 0$, which are the same in both internal and external regions and one constant of integration of elastic gauge, $D_2 = 0$.

To reduce the number of indices, we denote constants of integration in Eq.(35) in the external region by new letters,

$$B_{\text{ex}} = E_1 r^{\gamma_1} + E_2 r^{\gamma_2}, \quad E_{1,2} = \text{const}.$$

The constant of integration $c_1 = 1$ was already fixed in the internal region, and therefore $\gamma_1 = 1$ and $\gamma_2 = -1$. The third asymptotic condition (32) determines $E_1 = 1$ and yields solution in the external region,

$$B_{\text{ex}} = r + \frac{E_2}{r}, \quad A_{\text{ex}} = 1 - \frac{E_2}{r^2}, \quad (37)$$

which also depends on one arbitrary constant E_2 .

To express constants D_1 and E_2 in terms of parameters L and r_* characterizing the source, we use matching conditions. The first condition in Eqs.(33) relates constants D_1 and E_2 . Denoting $D_1 = 1 - a$ and $E_2 = b$, we obtain Eq.(6). Finally, the second matching condition in Eq.(33) yields

$$L = 2 \frac{B_{\text{ex}}(r_*) - B_{\text{in}}(r_*)}{A(r_*)} = \frac{4lr_*}{2r_* - l},$$

where $l = 2\sqrt{ab}$, coincides with the coefficient in front of the δ -function in source term (27).

Thus, we solved the problem for the tube dislocation within the geometric theory of defects. The triad field is given by (26) where functions A and B are given by Eqs.(36) and (37). The induced metric (25) coincides exactly with the induced metric obtained within the elasticity theory (12). It is important that we obtain the induced metric by solving Einstein's equations in the elastic gauge knowing nothing about the displacement vector field. If needed, we can reconstruct the displacement vector field in the internal and external regions by solving equation

$$\frac{\partial y^i}{\partial x^\mu} = e_\mu^i$$

with appropriate boundary conditions, where y^i is defined in (3). The solution of this equation exists, because the curvature tensor is zero in both regions, $\tilde{R}_{\mu\nu\rho\sigma} = 0$. In terms of metric, we have to find such coordinate systems in the internal and external regions where metric becomes Euclidean. This can be easily done. The essential two dimensional part of the metric in the inside and outside regions of the gluing surface are

$$dl_{\text{in}}^2 = (1 - a)^2 dr^2 + (1 - a)^2 r^2 d\varphi^2,$$

$$dl_{\text{ex}}^2 = \left(1 - \frac{b}{r}\right)^2 dr^2 + \left(r + \frac{b}{r}\right)^2 d\varphi^2.$$

Introducing new coordinate $y = (1 - a)r$ in the internal and $y = r + b/r$ in the external regions, the metric is brought to the Euclidean form $dl^2 = dy^2 + y^2 d\varphi^2$ in both regions. Afterwards, we immediately obtain the displacement vector field (9) using definition (3).

So, we solved the problem for the tube dislocation within the elasticity theory and geometric theory of defects. The result is the same in both approaches, although this coincidence is not an automatic rule. For example, the induced metric for the wedge dislocation obtained in the geometric theory of defects [5] differs essentially from that in the elasticity theory and reproduces the elasticity theory result only in the linear approximation. This happens because the elastic gauge conditions (23) coincide with equations of the nonlinear elasticity theory for the displacement vector field.

There is a natural question: why should we use the sophisticated geometric theory of defects if the ordinary elasticity theory works? The answer is the following. The elasticity theory works quite well for a single defect or in the case of several single defects. If there are many single defects than the boundary conditions become so complicated that there is no hope to solve the corresponding problem. For example, we do not know the solution for arbitrary distribution of parallel wedge dislocations within the elasticity theory whereas this problem has a simple solution in the geometric theory of defects [3]. There is also a more important reason. Suppose that we have a continuous distribution of defects, then the displacement vector field does not exist and we can not even pose the problem within the elasticity theory. At the same time, the problem for continuous distribution in the geometric theory of defects is well posed: we have expression for the free energy (21) and gauge conditions (23), (24). The only difference is that we have to consider a continuous source of defects $T_{\mu\nu}$ (the energy-momentum tensor density).

The surface density of the Burgers vector is given by torsion components (20). Simple calculations show that torsion for the tube dislocation has only one independent nontrivial

component,

$$T_{r\varphi}^{\hat{\varphi}} = -T_{\varphi r}^{\hat{\varphi}} = 1 - v + l\delta(r - r_*), \quad (38)$$

which is singular on the cutting surface, but is nontrivial in the internal and external regions. Projection of the total Burgers vector on the x axis is given by the integral and equals zero,

$$b^x = - \int_{\mathbb{R}^2} dx^\mu \wedge dx^\nu T_{\mu\nu}^{\hat{\varphi}} \sin \varphi = \int_0^\infty dr r \int_0^{2\pi} d\varphi T_{r\varphi}^{\hat{\varphi}} \sin \varphi = 0.$$

Similarly, its projection on any other straight line crossing the origin is identically zero. Therefore the total Burgers vector is zero.

5 Tube dislocation in General Relativity

The main result of previous sections is the space metric (12) describing a tube dislocation. We proved that it satisfies three-dimensional Einstein's equations (14) with the source (27). The generalization to four-dimensional general relativity is straightforward. We assume that the tube dislocation does not move, i.e., it is static. The corresponding metric is

$$ds^2 = dt^2 - (1 - v)^2 dr^2 - (r - u)^2 d\varphi^2 - dz^2, \quad (39)$$

where the functions v and u are defined in (10) and (9). The component $g_{\varphi\varphi}$ is not continuous and g_{rr} is continuous but not differentiable. It is an easy exercise to check that all components of Christoffel's symbols and curvature tensor having at least one time index are identically zero for metric (39). Therefore this metric satisfies Einstein's equations

$$\sqrt{|g|} \left(\tilde{R}_{\alpha\beta} - \frac{1}{2} g_{\alpha\beta} \tilde{R} \right) = -\frac{1}{2} T_{\alpha\beta}, \quad \alpha, \beta = 0, 1, 2, 3, \quad (40)$$

where Greek letters from the beginning of the alphabet take values from 0 to 3. The matter energy-momentum tensor density has only two nonvanishing components,

$$T_{00} = -T_{zz} = L\delta'(r - r_*). \quad (41)$$

It is a remarkable feature that all ambiguous terms in the left hand side of Eq.(40) for the metric (39) cancel. So, metric (39) satisfies Einstein's equations and its physical meaning is clear from previous sections: it describes a static tube dislocation.

6 Conical tube dislocation

In previous sections, we described the tube dislocation in the framework of elasticity theory and geometric theory of defects. The results turned out to be identical. Here we describe another tube dislocations which are called conical tube dislocations because they have asymptotic of conical singularity at infinity. They are described entirely within the geometric theory of defects, the solution of the problem in elasticity theory being unknown.

In this section, integration constants are denoted by the same letters as in section 4 though they have different values.

Consider three dimensional Euclidean Einstein's equations (14) with the source term having only one nonzero component

$$T_{zz} = 2\Theta\delta(r - r_*), \quad \Theta = \text{const}, \quad (42)$$

in cylindrical coordinates. In contrast to previous considerations, we changed the derivative of the δ -function in (27) into the δ -function itself. We are looking for solutions of this problem which has translational and circular symmetry. The constant Θ is interpreted as the deficit angle of conical singularity corresponding to the asymptotic at $r \rightarrow \infty$.

This problem is equivalent to the problem of the static conical tube dislocation in General Relativity with the energy-momentum tensor

$$T_{00} = -T_{zz} = 2\Theta\delta(r - r_*). \quad (43)$$

Physical meaning of 2Θ is the surface energy density of the thin cylinder of radius r_* . For usual matter distribution, $\Theta > 0$. However, we consider both cases because mathematics does not depend much on the sign of Θ .

We choose the metric in the diagonal form as in Eq.(25). Then the whole system of Einstein's equations reduce to one linear ordinary differential equation

$$\left(\frac{B'}{A}\right)' = \Theta\delta(r - r_*).$$

It is easily integrated:

$$B' = \Theta A\theta(r - r_*) + c_1 A, \quad (44)$$

$$B = \Theta \int_{r_*}^r ds A(s) + c_1 \int_0^r ds A(s) + c_2, \quad c_{1,2} = \text{const}, \quad (45)$$

where $\theta(r - r_*)$ is the step function (30) and $c_{1,2}$ are two integration constants. So, Einstein's equations define the $e_{\varphi}^{\hat{\varphi}}$ component of the triad in terms of the $e_r^{\hat{r}}$ component, which can be an arbitrary positive function. If $A(r)$ is a continuous function then $B(r)$ is also continuous due to Eq.(45), but its derivative has a jump (44).

To specify the solution uniquely, we impose the elastic gauge (23) which reduces to Eq.(31). We are looking for solutions of this equation inside the cutting surface, A_{in} , and outside it, A_{ex} . In elasticity theory, the wedge dislocation corresponds to an infinite cylinder of finite radius, $0 < r < R$, because stresses are divergent at infinity [5]. We suppose that $R > r_*$. Therefore we impose the following boundary conditions

$$B_{\text{in}}|_{r=0} = 0, \quad 0 < A_{\text{in}}|_{r=0} < \infty, \quad A_{\text{ex}}|_{r=R} = 1. \quad (46)$$

The last boundary condition implies the absence of external normal forces on the boundary of the cylinder. We also impose matching conditions on the cutting surface

$$A_{\text{in}}|_{r=r_*} = A_{\text{ex}}|_{r=r_*}, \quad B_{\text{in}}|_{r=r_*} = B_{\text{ex}}|_{r=r_*}. \quad (47)$$

In the internal region, $B' = c_1 A$ due to Eq.(44). Therefore the elastic gauge reduces to Eq.(34) with the same boundary conditions as for the tube dislocation considered earlier. Hence, $c_1 = 1$ and $c_2 = 0$ and the solution in the internal region is given by Eq.(36) as before.

In the external region, $B' = \alpha A$, where $\alpha = 1 + \Theta$, because $c_1 = 1$. A general solution to Eq.(34) is

$$B_{\text{ex}} = E_1 r^{\gamma_1} + E_2 r^{\gamma_2},$$

where $\gamma_1 > 0$ and $\gamma_2 < 0$ are roots of the equation

$$\gamma^2 + \frac{\Theta\sigma}{1-\sigma}\gamma - \alpha = 0, \quad \alpha = 1 + \Theta. \quad (48)$$

The third boundary condition in Eq.(46),

$$\frac{E_1 \gamma_1}{\alpha} R^{\gamma_1-1} + \frac{E_2 \gamma_2}{\alpha} R^{\gamma_2-1} = 1, \quad (49)$$

relates E_1 to E_2 for a given R .

Afterwards, constants D_1 and E_2 are determined through Θ and r_* by matching conditions (47)

$$\frac{E_1 \gamma_1}{\alpha} r_*^{\gamma_1-1} + \frac{E_2 \gamma_2}{\alpha} r_*^{\gamma_2-1} = D_1, \quad (50)$$

$$E_1 r_*^{\gamma_1} + E_2 r_*^{\gamma_2} = D_1 r_*. \quad (51)$$

In practice, we first solve Eqs.(50),(51):

$$\begin{aligned} E_1 &= D_1 \frac{\alpha - \gamma_2}{\gamma_1 - \gamma_2} r_*^{-\gamma_1+1}, \\ E_2 &= -D_1 \frac{\alpha - \gamma_1}{\gamma_1 - \gamma_2} r_*^{-\gamma_2+1}. \end{aligned} \quad (52)$$

The constant D_1 is found after substitution of these solutions into Eq.(49),

$$D_1 = \frac{\alpha}{\gamma_1 \frac{\alpha - \gamma_2}{\gamma_1 - \gamma_2} \left(\frac{R}{r_*}\right)^{\gamma_1-1} - \gamma_2 \frac{\alpha - \gamma_1}{\gamma_1 - \gamma_2} \left(\frac{R}{r_*}\right)^{\gamma_2-1}}. \quad (53)$$

So, the solution for a conical tube dislocation is

$$ds^2 = A^2 dr^2 + B^2 d\varphi^2 + dz^2, \quad (54)$$

where

$$A = \begin{cases} D_1, & 0 \leq r \leq r_*, \\ \frac{1}{\alpha}(E_1 \gamma_1 r^{\gamma_1-1} + E_2 \gamma_2 r^{\gamma_2-1}), & r_* \leq r \leq R, \end{cases} \quad (55)$$

$$B = \begin{cases} D_1 r, & 0 \leq r \leq r_*, \\ E_1 r^{\gamma_1} + E_2 r^{\gamma_2}, & r_* \leq r \leq R, \end{cases} \quad (56)$$

where constants $D_1, E_{1,2}$ are given by Eqs.(52), (53) in terms of constants Θ, r_* , and R defining the problem. The components of the metric are continuous functions, but first derivative of B has the jump Θ at $r = r_*$.

Now we give physical interpretation of the constant Θ . Suppose that the radius R of the cylinder is large, $R \gg r_*$. Then near the boundary of the cylinder $r \sim R$ the constants become

$$D_1 \simeq \frac{\alpha(\gamma_1 - \gamma_2)}{\gamma_1(\alpha - \gamma_2)} \left(\frac{r_*}{R}\right)^{\gamma_1 - 1},$$

$$E_1 \simeq \frac{\alpha}{\gamma_1 R^{\gamma_1 - 1}},$$

and metric (54) is asymptotically

$$ds^2 = \left(\frac{r}{R}\right)^{2\gamma_1 - 2} \left(dr^2 + \frac{\alpha^2}{\gamma_1^2} r^2 d\varphi^2\right) + dz^2. \quad (57)$$

This is precisely the metric for the wedge dislocation corresponding to the conical singularity with the deficit angle Θ [7]. Thus the constant Θ standing in front of the δ -function of the source (42) coincides with the wedge which is removed, $-2\pi < \Theta < 0$, or added, $\Theta > 0$, to the media.

From physical standpoint, we have found the metric for a conical tube dislocation which defines elastic stresses around the defect. Note that this solution does depend on the elastic properties of media in contrast to metric (12) obtained earlier. The metric can be considered as a solution to the problem even without knowing the displacement vector field distribution. However, an explicit construction of the displacement vector is very instructive and helps to imagine the defect creation (cut and paste procedure).

In the internal region the two-dimensional part of metric (54) is

$$dl_{\text{in}}^2 = D_1^2 dr^2 + D_1^2 r^2 d\varphi^2.$$

In terms of new radial coordinate $y = D_1 r$, the metric becomes Euclidean,

$$dl_{\text{in}}^2 = dy^2 + y^2 d\varphi^2, \quad (58)$$

with the gluing surface at $r = r_*$ corresponding to $r_1 = y(r_*) = D_1 r_*$. It means that the cylinder $y \leq r_1$ in the Euclidean space y, φ, z is mapped into the internal region of the conical tube dislocation. The displacement vector field (3) has only one nonzero component $u^r = r - y = (1 - D_1)r$.

In the external region, the two dimensional part of the metric is

$$dl_{\text{ex}} = \frac{1}{\alpha^2} (E_1 \gamma_1 r^{\gamma_1 - 1} + E_2 \gamma_2 r^{\gamma_2 - 1})^2 dr^2 + (E_1 r^{\gamma_1} + E_2 r^{\gamma_2})^2 d\varphi^2.$$

Introducing new coordinates,

$$y = \frac{1}{\alpha} (E_1 r^{\gamma_1} + E_2 r^{\gamma_2}), \quad \varphi' = \alpha \varphi,$$

the metric is brought to the Euclidean form

$$dl_{\text{ex}}^2 = dy^2 + y^2 d\varphi'^2.$$

The range of new coordinates is

$$r_2 \leq y < \infty, \quad 0 \leq \varphi' < 2\pi\alpha,$$

where

$$r_2 = \frac{1}{\alpha}(E_1 r_*^{\gamma_1} + E_2 r_*^{\gamma_2}).$$

It means that the external part of the cylinder $y > r_2$ of the Euclidean space without the wedge $2\pi\alpha < \varphi' < 2\pi$ is mapped into the external region of the conical tube dislocation. In this region, the displacement vector field has two nonvanishing components,

$$u^r = r - \frac{1}{\alpha}(E_1 r^{\gamma_1} + E_2 r^{\gamma_2}), \quad u^\varphi = -\Theta\varphi.$$

It is easily checked that circumference of the internal circle is equal to the remained part of the external circle, $2\pi r_1 = 2\pi r_2 \alpha$, in accordance with Eq.(51). This provides the continuity of the $g_{\varphi\varphi}$ component of the metric on the gluing surface.

The process of conical defect tube creation is shown in Fig.2. For negative deficit angle Θ , we take the Euclidean space \mathbb{R}^3 with cylindrical coordinates y, φ', z , cut out the thick cylinder $r_1 < y < r_2$ and the wedge $2\pi\alpha < \varphi' < 2\pi$, and glue the sides of the cuts symmetrically as shown in the figure. Afterwards, the media comes to some equilibrium state governed by the elastic gauge which is called the conical tube dislocation. For positive deficit angle, the wedge is added to the external part of the media, and the internal cylinder must be compressed before gluing because $r_1 > r_2$ in this case.

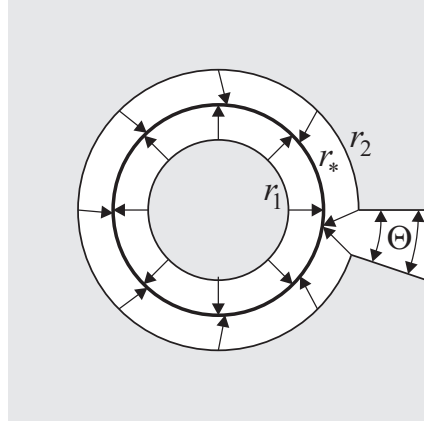


Figure 2: Conical tube dislocation for negative deficit angle Θ .

This problem can be probably solved within the linear elasticity theory though this solution is unknown to us. Anyway, this solution reproduces only the linear approximation to the solution obtained within the geometric theory of defects because the elastic gauge

(23) corresponds to nonlinear elasticity theory. This example shows that some problems are more easily treated within the geometric theory of defects.

It is not easy to imagine a space-time as a product of time $t \in \mathbb{R}$ with the spacelike cylinder of finite radius R with metric (54) because it is geodesically incomplete (a geodesic line reaches the boundary of the cylinder at a finite value of the proper time). But expression for the metric (54) is valid for all values $0 \leq r < \infty$. Therefore we can generalize the solution to the whole space-time

$$ds^2 = dt^2 - A^2 dr^2 - B^2 d\varphi^2 - dz^2,$$

where $t, z \in \mathbb{R}$, $0 \leq r < \infty$, and $0 \leq \varphi < 2\pi$. It is the solution of four-dimensional Einstein's equations with energy-momentum tensor (43) describing a static conical tube dislocation. This solution is written in the elastic gauge and therefore depends explicitly on the Poisson ratio σ of the Universe. If this defect is observed in cosmology, then the Poisson ratio can be measured. Anyway, the geometric theory of defects provides a way for measuring the elastic constants of our Universe.

7 Asymptotically flat wedge dislocation

The process of defect creation described in the previous section can be inverted. Suppose that metric has continuous components. Let us take the cylindrical rod of media of radius r_1 and cut out the wedge of angle Θ from it as shown in Fig.3. Then we cut out a cylinder of smaller radius $r_2 < r_1$ from the infinite media and insert the rod in the media after appropriate compression in such a way that circumferences of the internal and external cylinders coincide,

$$2\pi\alpha r_1 = 2\pi r_2, \quad \alpha = 1 + \Theta. \quad (59)$$

This guarantees the continuity of the $g_{\varphi\varphi}$ component of the metric. Physically, we have a

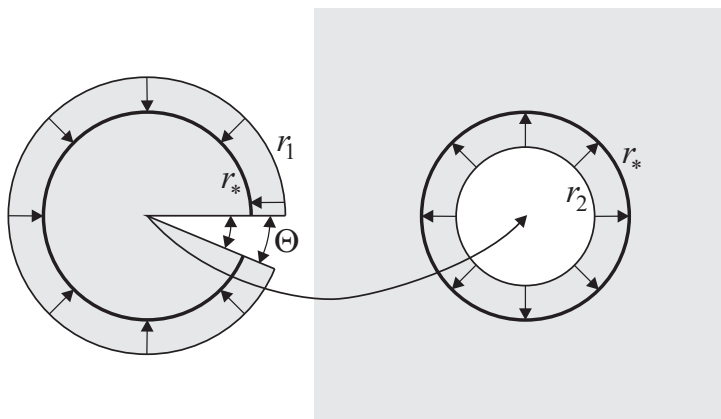


Figure 3: Asymptotically flat conical singularity for negative deficit angle Θ .

cosmic string surrounded by the cylindrical shell of matter in such a way that it becomes flat outside the shell, and we call it asymptotically flat wedge dislocation.

Let us describe asymptotically flat wedge dislocation mathematically. The source for the asymptotically flat wedge dislocation differs by the sign from that for a conical tube dislocation,

$$T_{zz} = -2\Theta\delta(r - r_*). \quad (60)$$

Later we shall show that for another choice of the sign in the formula above, Einstein's equations do not have flat solutions outside the gluing surface at $r > r_*$. Therefore, solutions with negative deficit angle, $\Theta < 0$, have physical meaning in General Relativity.

Integration of Einstein's equations is similar to the case of the conical tube dislocation,

$$B = -\Theta \int_{r_*}^r ds A(s) + c_1 \int_0^r ds A(s) + c_2.$$

We impose the following boundary conditions at the origin and infinity

$$B_{\text{in}}|_{r=0} = 0, \quad \frac{rA_{\text{in}}}{B_{\text{in}}}\Big|_{r=0} = \frac{\gamma_1}{\alpha}, \quad A_{\text{ex}}|_{r=\infty} = 1, \quad (61)$$

where γ_1 is the positive root of Eq.(48) and $\alpha = 1 + \Theta$. So, the right hand side of the second equation is written entirely in terms of the deficit angle Θ and Poisson ratio. The first two boundary conditions correspond to a conical singularity at the origin where the metric must have the form (57). The third boundary condition corresponds to flat asymptotic at infinity.

The matching boundary conditions are continuity equations (47) as for the conical tube dislocation.

In the internal region,

$$A_{\text{in}} = \frac{B'_{\text{in}}}{c_1},$$

$$B_{\text{in}} = D_1 r^{\gamma_1} + D_2 r^{\gamma_2}, \quad D_{1,2} = \text{const},$$

and the first two boundary conditions in Eq.(61) determine three constants,

$$c_1 = \alpha, \quad c_2 = 0, \quad D_2 = 0.$$

In the external region,

$$B'_{\text{ex}} = -\Theta A_{\text{ex}} + \alpha A_{\text{ex}} = A_{\text{ex}},$$

and we see the necessity of the minus sign in the source term (60) for asymptotic flatness. So, the external solution is

$$A_{\text{ex}} = E_1 - \frac{E_2}{r^2},$$

$$B_{\text{ex}} = E_1 r + \frac{E_2}{r}, \quad E_{1,2} = \text{const}.$$

The third boundary condition in Eq.(61) determines $E_1 = 1$.

The remaining free integration constants D_1 and E_2 are found from the continuity requirements (47),

$$\begin{aligned} D_1 r_*^{\gamma_1} &= r_* + \frac{E_2}{r_*}, \\ \frac{D_1 \gamma_1 r_*^{\gamma_1 - 1}}{\alpha} &= 1 - \frac{E_2}{r_*^2}. \end{aligned}$$

These equations are easily solved,

$$\begin{aligned} D_1 &= \frac{2\alpha}{\alpha + \gamma_1} r_*^{-\gamma_1 + 1}, \\ E_2 &= \frac{\alpha - \gamma_1}{\alpha + \gamma_1} r_*^2. \end{aligned}$$

Finally, the essential two dimensional parts of the metric inside and outside the gluing surface are

$$dl_{\text{in}}^2 = \frac{4\gamma_1^2}{(\alpha + \gamma_1)^2} \left(\frac{r}{r_*}\right)^{2\gamma_1 - 2} \left(dr^2 + \frac{\alpha^2}{\gamma_1^2} r^2 d\varphi^2\right), \quad (62)$$

$$dl_{\text{ex}}^2 = \left[1 - \frac{\alpha - \gamma_1}{\alpha + \gamma_1} \left(\frac{r_*}{r}\right)^2\right]^2 dr^2 + \left[1 + \frac{\alpha - \gamma_1}{\alpha + \gamma_1} \left(\frac{r_*}{r}\right)^2\right]^2 r^2 d\varphi^2. \quad (63)$$

Their components are continuous functions across the cut, and it is asymptotically Euclidean.

Transformation to the Euclidean form of the metric, $dl^2 = dy^2 + y^2 d\varphi^2$, is given by different coordinate changes in the internal and external regions. Inside the gluing surface,

$$y = \frac{2r_*}{\alpha + \gamma_1} \left(\frac{r}{r_*}\right)^{\gamma_1}, \quad \varphi' = \alpha\varphi.$$

So, there is a conical singularity of deficit angle Θ , and

$$r_1 = \frac{2r_*}{\alpha + \gamma_1}.$$

Outside the gluing surface,

$$y = r + \frac{\alpha - \gamma_1}{\alpha + \gamma_1} \frac{r_*^2}{r}, \quad \varphi' = \varphi,$$

and

$$r_2 = \frac{2\alpha r_*}{\alpha + \gamma_1}.$$

For negative deficit angle, $\Theta < 0$, $\alpha < 1$, and $r_2 < r_1$ as it should be from elementary geometric considerations.

8 Continuous distribution of tube dislocations

For continuous distribution of tube dislocations, the source term is

$$T_{zz} = 2f(r), \quad (64)$$

where $f(r)$ is an arbitrary scalar density of radius. This problem has translational symmetry along z axis and circular symmetry in the r, φ plane, as earlier. Einstein's equations (14) for this source and metric (25) reduce to the ordinary differential equation

$$\left(\frac{B'}{A}\right)' = f(r),$$

and can be easily integrated

$$B = \int_0^r ds A(s) \int_0^s dt f(t) + c_1 \int_0^r ds A(s) + c_2, \quad c_{1,2} = \text{const.} \quad (65)$$

One constant of integration can be fixed by the requirement that the circumference of a cylinder surrounding z axis shrinks to zero as $r \rightarrow 0$. Then the boundary condition is $B|_{r=0} = 0$, and, as the consequence, $c_2 = 0$. If the metric is conformally Euclidean at the origin, then the additional boundary condition is

$$\frac{B'}{A} \Big|_{r=0} = 1.$$

It fixes $c_1 = 1$. This consideration clarifies the geometric meaning of the integration constants. However, one can consider exotic sources (energy-momentum tensors) with different values of the integration constants $c_{1,2}$.

The elastic gauge for solution (65) reduces to equation

$$\frac{B''}{F} - \frac{B'f}{F^2} + \frac{B'}{Fr} - \frac{B}{r^2} + \frac{\sigma}{1-2\sigma} \left(\frac{B''}{F} - \frac{B'f}{F^2} + \frac{B'}{r} - \frac{B}{r^2} \right) = 0,$$

where

$$F(r) = \int_0^r ds f(s) + c_1$$

is a primitive for the source $f(r)$. This equation with appropriate boundary conditions can be solved at least numerically.

In this way we obtain a solution for an arbitrary continuous distribution of tube dislocations. This problem shows a great advantage of the geometric theory of defects as compared to the elasticity theory. Indeed, if the source term differs from zero everywhere, $f(r) \neq 0$, then the curvature tensor is nonzero due to Einstein's equations, and the displacement vector field does not exist. This means that we cannot even pose a problem for continuous distribution of defects within the elasticity theory. Whereas in the geometric theory of defects, everything is well defined and we can find a metric (i.e. elastic stresses) as a solution of Einstein's equations in the elastic gauge. The displacement vector field can be introduced only in those domains of space where the source is zero, $f(r) = 0$, (note that in three dimensions, the full curvature tensor is defined by the Ricci tensor which is zero due to Einstein's equations). In these domains, the displacement vector field automatically satisfies the nonlinear elasticity theory equations due to the elastic gauge.

9 Conclusion

We have shown that Einstein's equations admit solutions with δ -function type energy-momentum sources. The components of the metric are not continuous in general and lead to ambiguous curvature tensor components. Nevertheless, all ambiguous terms safely cancel in the Einstein's equations. The later reduce to a linear inhomogeneous equation for a particular combination of metric components.

The obtained solutions have translational and circular symmetry and correspond to δ and δ' type sources (energy-momentum tensor). In general relativity and geometric theory of defects, they describe static straight massive thin cylindrical shells and tube dislocations. In some sense, these are the same models, because they are governed by Einstein's equations (in the absence of disclinations). The difference is the elastic gauge which have physical meaning in the geometric theory of defects and depends explicitly on the Poisson ratio characterizing elastic properties of media. If we assume that our space-time is an elastic eather, then the obtained solutions depend explicitly on the Poisson ratio, and, in principle, we can measure the Poisson ratio of the Universe.

The solution with a δ' source describes a tube dislocation with noncontinuous metric component. The corresponding metric is obtained within the elasticity theory and geometric theory of defects. The results are proved to coincide. This is a particular case because the elastic gauge corresponds to nonlinear theory of defects, and, in general, linear elasticity theory reproduces only the linear approximation of the geometric theory of defects.

The problem with δ -function source has two different types of solutions. One type is flat inside the gluing surface (massive tube) and conical outside. The other type of solutions describes conical singularity in the center and is asymptotically Euclidean. The corresponding solutions within the elasticity theory are not known. In principle, they can be found but they are hardly expected to be simple ones because of the complicated boundary conditions. In these cases Einstein's equations seem to be more easily solved and analyzed.

We also considered the problem of arbitrary continuous distributions of tube dislocations (massive tubes). This problem is reduced to a linear ordinary differential equation which can be solved at least numerically. This problem cannot be even formulated within the elasticity theory because the displacement vector field does not exist. It demonstrates the advantage of the geometric theory of defects which is able to describe not only single defects but also their continuous distribution.

Tube dislocations considered in the present paper may also have applications in condensed matter physics. For example, they can be used as a continuous model for multiwall nanocrystal tubes [10].

Acknowledgments. The authors thank I.Shapiro for fruitful comments and discussions. G.B.G. would like to acknowledge financial support from CNPq, FAPEMIG, and FAPES. M.K. thanks the Universidade Federal de Juiz de Fora for the hospitality, the FAPEMIG, the Russian Foundation of Basic Research (Grant No. 08-01-00727), and the Program for Supporting Leading Scientific Schools (Grant No. NSh-3224.2008.1) for financial support.

References

- [1] S. Deser, R. Jackiw, and G. 't Hooft. Three-dimensional Einstein gravity: Dynamics of flat space. *Ann. Phys.*, 152(1):220–235, 1984.
- [2] C. W. Misner, K. S. Thorne, and J. A. Wheeler. *Gravitation*. W. H. Freeman and Company, San Francisco, 1973.
- [3] M. O. Katanaev and I. V. Volovich. Theory of defects in solids and three-dimensional gravity. *Ann. Phys.*, 216(1):1–28, 1992.
- [4] M. O. Katanaev and I. V. Volovich. Scattering on dislocations and cosmic strings in the geometric theory of defects. *Ann. Phys.*, 271:203–232, 1999.
- [5] M. O. Katanaev. Wedge dislocation in the geometric theory of defects. *Theor. Math. Phys.*, 135(2):733–744, 2003.
- [6] M. O. Katanaev. One-dimensional topologically nontrivial solutions in the Skyrme model. *Theor. Math. Phys.*, 138(2):163–176, 2004.
- [7] M. O. Katanaev. Geometric theory of defects. *Physics – Uspekhi*, 48(7):675–701, 2005.
- [8] G. de Berredo-Peixoto and M. O. Katanaev. Inside the BTZ black hole. *Phys. Rev. D*, 75:024004, 2007. gr-qc/0611143.
- [9] L. D. Landau and E. M. Lifshits. *Theory of Elasticity*. Pergamon, Oxford, 1970.
- [10] G. de Berredo-Peixoto, M. O. Katanaev, E. Konstantinova, I. L. Shapiro. [In preparation].