

ADIABATIC TRANSPORT OF BOSE-EINSTEIN CONDENSATE IN DOUBLE- AND TRIPLE-WELL TRAPS

V.O. Nesterenko¹, A.N. Novikov^{1,2}, F.F. de Souza Cruz³, E.L. Lapolli³

¹ *Bogoliubov Laboratory of Theoretical Physics, Joint Institute for Nuclear Research, Dubna, Moscow region, 141980, Russia*

² *Tver State University, Tver, Russia and*

³ *Departamento de Física, Universidade Federal de Santa Catarina, Florianopolis, SC, 88040-900, Brasil*

(Dated: November 17, 2018)

By using a close similarity between multi-photon and tunneling population transfer schemes, we propose robust adiabatic methods for the transport of Bose-Einstein condensate (BEC) in double- and triple-well traps. The calculations within the mean-field approximation (Gross-Pitaevskii equation) show that irreversible and complete transport takes place even in the presence of the non-linear effects caused by interaction between BEC atoms. The transfer is driven by adiabatic time-dependent monitoring the barriers and well depths. The proposed methods are universal and can be applied to a variety of systems and scenarios.

The trapped Bose-Einstein condensate (BEC) is now widely recognized as a source of new fascinating physics and interesting cross-over with other areas [1, 2]. In particular, a large attention is paid to dynamics of weakly bound condensates. Here two main systems are usually considered: multi-level BEC in a single potential well (see [3] and references therein) and a single BEC in a multi-well trap [4, 5, 6, 7, 8, 9]. In the former case, BEC components are formed by atoms in different hyperfine levels coupled by the resonant laser irradiation. In the second case, all BEC atoms are in the same state but the trap is separated by barriers into a set of potential wells and BEC dynamics reads as tunneling between the wells. This case is realized in multi-well traps [9], arrays of selectively addressable traps [10] and optical lattices [8, 11].

The multi-component and multi-well systems are quite similar and can be treated on the same footing as a BEC with (weakly) coupled fractions. In the former, the fractions coincide with BEC components while in the later with populations of the wells. Even for the constant coupling, dynamics of multi-fractional BEC is very reach and varies from different kinds of Josephson oscillations (in analogy with internal and external Josephson effects in weakly bound superconductors, see discussion in [5]) to Mott insulator transitions and other transfer regimes pertinent to electrons in a crystal lattice [11]. The dynamics strictly depends on the interplay between the interaction of BEC atoms and the coupling [4, 8, 11].

For a constant coupling, BEC dynamics is mainly reduced to oscillating fluxes of atoms between the fractions. That was a subject of intense investigation during the last decade [3, 4, 5, 6, 7, 8, 9]. At the same time, still a little was done for exploration of *irreversible* transport of BEC between its fractions when their populations do not oscillate but evolve by irreversible and controlled way. Specifically, BEC transport means that condensate, being initially in one of the fractions, is then completely transferred to another (target) fraction and kept there. Being realized, BEC transport could open intriguing per-

spectives for investigation of topological states [12, 13], generation and exploration of geometric phases (which may serve as promising information carriers [14]), various implementations in quantum computing (e.g. to build analogs of Josephson qubits in superconductors [15]), etc.

Nowadays adiabatic population transfer methods seem to be most promising to carry out the transport of BEC. A variety of suitable adiabatic methods was already developed for the aims of atomic and molecular spectroscopy [16], between them Stark Chirped Rapid Adiabatic Passage (SCRAP) [17] and Stimulated Rapid Adiabatic Passage (STIRAP) [18]. These methods exploit two-photon population transfer schemes and intend to excite non-dipole states in electronic systems. However, the methods are quite general and can be upgraded to other systems and scenarios, see e.g. [19, 20, 21].

The aim of the present paper is to adapt the SCRAP and STIRAP ideas for BEC transport and develop the relevant population transfer schemes. For this aim the proper time-dependent protocols of the system parameters (well depths and barrier penetrabilities) will be proposed. We will concentrate on double- and triple-well traps where the necessary control of the parameters can be easily realized, e.g. the barriers can be monitored by varying depths and separations of the wells [9, 10].

By our knowledge, the SCRAP has not still employed in BEC transport. Quite recently an alternative technique, Rabi switch, was suggested, where time-dependent Rabi coupling of a fixed duration was used to transfer solitons and vortices [3]. Here we propose in principle another scheme where both Rabi frequency and detuning are adiabatically controlled. Such SCRAP-like scheme has the advantage to be rather insensitive to the process parameters, e.g. the coupling duration [16, 17].

As for STIRAP, it was already proposed to transfer individual atoms [21] and BEC [7]. In BEC the nonlinearity due to the interatomic interaction U was shown to be detrimental for the adiabatic transfer (like dynamical Stark shifts in multi-level system) [7]. As a remedy, a large detuning Δ of the well depths (trap asymme-

try) was proposed. We will show that, unlike conclusion [7], both large non-linearity and asymmetry are detrimental for STIRAP but the transfer is robust at the modest values. Instead, in SCRAP-like scheme a large time-dependent detuning $\Delta(t)$ is useful and even crucial.

Altogether, we will develop and justify simple and effective adiabatic schemes for BEC transport in double-triple- and multi-well traps.

Our calculation has been performed in the mean-field approximation by using the non-linear Schrödinger, Gross-Pitaevskii equation [22] for BEC:

$$i\hbar\dot{\Psi}(\vec{r}, t) = \left[-\frac{\hbar^2}{2m}\nabla^2 + V_{ext}(\vec{r}, t) + g_0|\Psi(\vec{r}, t)|^2\right]\Psi(\vec{r}, t) \quad (1)$$

where the dot means time derivative, $\Psi(\vec{r}, t)$ is the classical order parameter of the system, $V_{ext}(\vec{r}, t)$ is the external trap potential involving both (generally time-dependent) confinement and coupling, $g_0 = 4\pi a/m$ the parameter of interaction between BEC atoms, a the scattering length and m is the atomic mass.

For BEC with M fractions, the order parameter can be expanded as [5]

$$\Psi(\vec{r}, t) = \sqrt{N} \sum_{k=1}^M \psi_k(t) \Phi_k(\vec{r}) \quad (2)$$

where $\Phi_k(\vec{r})$ is the static ground state solution of (1) for the isolated (without coupling) k -th well [23] and $\psi_k(t) = \sqrt{N_k(t)} e^{i\phi_k(t)}$ is the amplitude related with the relative population of the k -th well $N_k(t)$ and corresponding phase $\phi_k(t)$. The total number of atoms N is fixed: $\int d\vec{r} |\Psi(\vec{r}, t)|^2 / N = \sum_{k=1}^M N_k(t) = 1$.

Being mainly interested in evolution of populations $N_k(t)$, we dispose by integration of the spatial distributions $\Phi_k(\vec{r})$ and finally get [4, 5]

$$i\dot{\psi}_k = [E_k(t) + UN|\psi_k|^2]\psi_k - \sum_{j \neq k}^M \Omega_{kj}(t)\psi_j \quad (3)$$

where

$$\hbar\Omega_{kj}(t) = -\left[\frac{\hbar^2}{2m}\nabla\Phi_k^* \cdot \nabla\Phi_j + \Phi_k^* V_{ext}(t)\Phi_j\right] \quad (4)$$

is the coupling between BEC fractions,

$$\hbar E_k(t) = \int d\vec{r} \left[\frac{\hbar^2}{2m}|\nabla\Phi_k^*|^2 + \Phi_k^* V_{ext}(t)\Phi_k\right] \quad (5)$$

is the potential depth, and

$$\hbar U = g_0 \int d\vec{r} |\Phi_k|^4 \quad (6)$$

labels the interaction between BEC atoms. The values $\Omega_{kj}(t)$, $E_k(t)$, and U have frequency dimension.

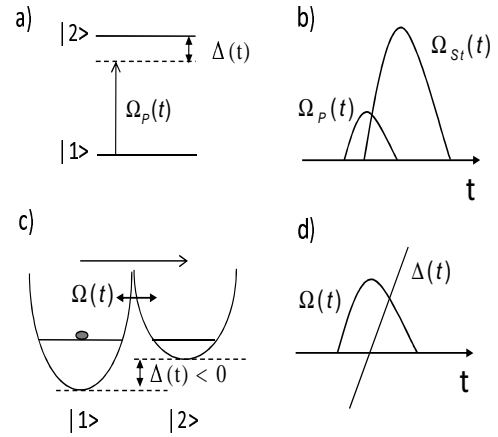


FIG. 1: Schemes of the adiabatic population transfer in double-level a)-b) and double-well c)-d) systems. a) Double-level scheme with off-resonant pump laser pulse $\Omega_P(t)$ and detuning $\Delta(t)$. b) Time evolution of pump $\Omega_P(t)$ and Stark $\Omega_{St}(t)$ laser pulses. c) Double-well scheme with barrier coupling $\Omega(t)$ and detuning $\Delta(t)$. The condensate (dot at the left well) should be transferred to the right well, as indicated by the long arrow. d) Time evolution of the coupling and detuning.

We use the coupling of the Gauss form with a common amplitude K :

$$\Omega_{kj}(t) = K\bar{\Omega}_{kj}(t), \quad \bar{\Omega}_{kj}(t) = \exp\left\{-\frac{(t_{kj} - t)^2}{\Gamma_{kj}^2}\right\} \quad (7)$$

where t_{kj} and Γ_{kj} are centroid and width parameters. Then, dividing (3) by $1/2K$, one gets

$$i\hbar\dot{\psi}_k = [\bar{E}_k(t) + \Lambda|\psi_k|^2]\psi_k - \frac{1}{2} \sum_{j \neq k}^M \bar{\Omega}_{kj}(t)\psi_j \quad (8)$$

where

$$\bar{E}_k(t) = E_k(t)/2K, \quad \Lambda = UN/2K \quad (9)$$

and the time is scaled as $2Kt \rightarrow t$ and so is dimensionless. In (8) the key parameter Λ is responsible for the interplay between the coupling and interaction. In principle, one may further upgrade (8) by canonical transformation of N_k and ϕ_k to other unknowns, population imbalances and phase differences, and thus removing from (8) the integral of motion N [24]. It should be emphasized that, unlike the previous studies of the *oscillating* BEC fluxes in traps with *constant* parameters [3, 4, 5, 6], we will deal with irreversible BEC *transport* by monitoring *time-dependent* parameters, namely depths $E_k(t)$ and couplings $\Omega_{kj}(t)$.

In the present study, the cases with $M=2$ and 3 are explored. For $M=2$ the SCRAP scheme for a double-level system [16, 17] and its counterpart proposed for BEC transport in a double-well system are illustrated in Fig.

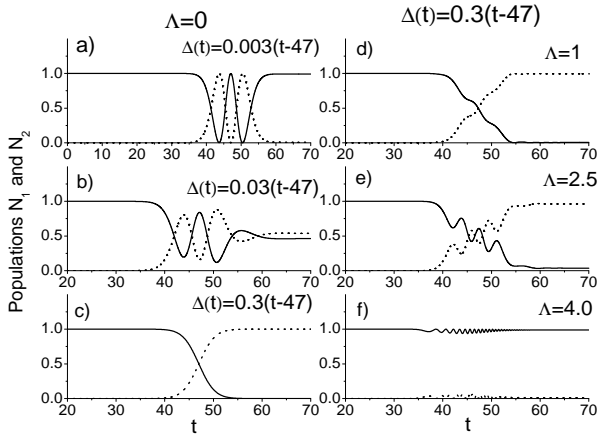


FIG. 2: Populations $N_1(t)$ (solid curve) and $N_2(t)$ (dotted curve) calculated with different interaction Λ and detuning $\Delta(t)$. Left panels: no interaction ($\Lambda = 0$) and different rates of detuning $\Delta(t)$. Right panels: the fixed rate of detuning, $\Delta(t) = 0.3(t - 47)$, and different interaction. The coupling $\Omega_{12}(t)$ is characterized by $t_{12}=47$ and $\Gamma_{12}=7.1$. Time is dimensionless. The initial phase difference is zero.

1, see plots a)-b) and c)-d), respectively. In both cases, we deal with time-dependent detuning and coupling. In the double-level system, the detuning $\Delta(t)$ (= dynamical Stark shift) and the coupling are generated by the Stark $\Omega_{St}(t)$ and pump $\Omega_P(t)$ pulses, respectively. Instead, in the double-well system the detuning $\Delta(t) = \bar{E}_2(t) - \bar{E}_1(t)$ is produced by variation of well depths $E_k(t)$, while the coupling $\Omega(t)$ is determined by tunneling (4) between the barriers. The later can be easily monitored by variation of the well separation. Obviously, the cases a) and c) are very similar: they involve two states $|1\rangle$ and $|2\rangle$ together with the time-dependent coupling and detuning. And in both cases the adiabatic population transfer takes place when the detuning and coupling are simultaneously and slowly varied. To make the transfer irreversible, the system has to cross only once the resonance (symmetry) point. For this reason, the pump pulse should cover only one of the flanks (left in the plot b)) of the Stark pulse. The same aim is achieved in the double-well system by crossing once the symmetry point $\Delta(t) = 0$ during the detuning rise, see plot d). In both two-level and two-well cases the adiabatic condition [16]

$$|\dot{\theta}(t)| \ll \sqrt{\Omega_P^2(t) + \Delta^2(t)} \quad (10)$$

has to be fulfilled, where θ is the mixing angle of the states $|1\rangle$ and $|2\rangle$ during the adiabatic evolution.

In Fig. 2 the results of our calculations for the double-well case are demonstrated. The plots a)-c) show that the population transfer improves with increasing the detuning rate $\dot{\Delta}(t)$ from 0.003 to 0.3. For $\dot{\Delta}(t)=0.3$ the transfer is complete. So, the robust transport of BEC needs a rapid change of the detuning, which agrees with

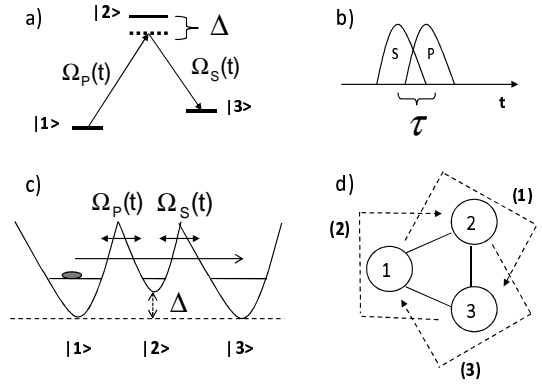


FIG. 3: STIRAP schemes in three-level and triple-well systems. a) Three-level scheme with pump $\Omega_P(t)$ and Stokes $\Omega_S(t)$ laser pulses and detuning Δ . b) Counterintuitive sequence of pump and Stokes pulses with the overlap τ . c) Triple-well scheme with the barrier couplings $\Omega_P(t)$ and $\Omega_S(t)$ and detuning Δ . d) Three-step STIRAP transfer in the circular well chain. The dash arrows mark three STIRAP steps.

the adiabatic condition. (10). Indeed, the rapid rise of $\Delta(t)$ makes $\sqrt{\Omega^2(t) + \Delta^2(t)}$ large enough not only at the crossing point $\Delta(t) = 0$ where $\Omega(t)$ is maximal but also at the remote flanks of $\Omega(t)$. As a result, the condition (10) takes place for a long time, which favors the adiabatic transfer. Further, as is seen from the plots d)-e), our scheme provides the complete transport even for the interacting condensate ($0 \leq \Lambda \leq 2.5$). The transfer is fine at $\Lambda = 1.0$ and still persists, though with fluctuations, at $\Lambda = 2.5$. For stronger interaction $\Lambda = 4.0$ the transfer breaks down. So, provided the rapid detuning change, our scheme ensures a robust and complete transport of the BEC even under a modest interaction.

In Fig. 3 the STIRAP population transfer scheme is illustrated for triple-level a) and triple-well c) systems. Now we deal with three states ($|1\rangle$, $|2\rangle$ and $|3\rangle$), pump and Stokes time-dependent couplings ($\Omega_P(t)$ and $\Omega_S(t)$), and constant detuning Δ . The detuning is not crucial here and can be omitted [16, 18]. Instead, the counterintuitive sequence of the couplings (Stokes precedes pump) and their overlap during sufficiently long time τ are important, see plot b). Only under such conditions it is possible to provide a slow adiabatic evolution from the initial state $|1\rangle$ to the target state $|3\rangle$. The adiabatic condition $|\dot{\theta}(t)| \ll \Omega(t)$ [16, 18] can be written as

$$\frac{\Omega_S(t)\dot{\Omega}_P(t) - \Omega_P(t)\dot{\Omega}_S(t)}{(\Omega_S^2(t) + \Omega_P^2(t))^{3/2}} \ll 1 \text{ or } \Omega_\tau \gg \frac{d}{\sqrt{2}\Gamma^2} \quad (11)$$

where Ω_τ is the average amplitude of the pump and Stokes couplings during the overlap time τ , $d = t_{12} - t_{23}$ is the relative pump-Stokes shift, and Γ is the width parameter in (7). Following STIRAP practice, one may take $\Omega_\tau \approx 0.5K$ and $\tau \approx \Gamma$. Then it is seen that the adiabatic transfer needs a strong coupling K and/or a long overlap time τ .

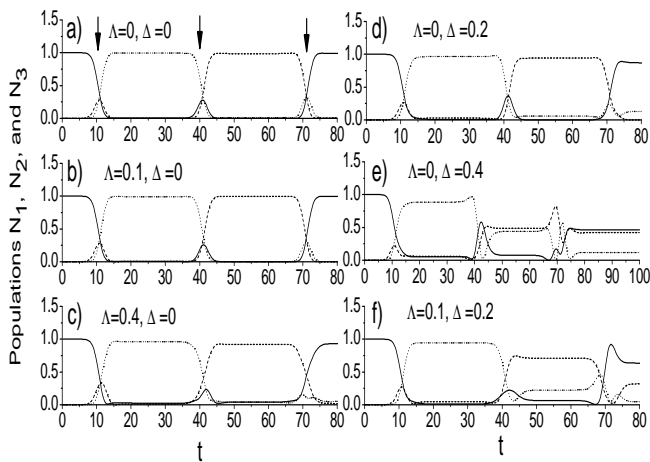


FIG. 4: STIRAP transport of BEC in the circular well chain. The plots show evolution of the populations N_1 (solid line), N_2 (dash line) and N_3 (dotted line) at different values of the interaction and detuning, as indicated. The vertical arrows mark Stocks-pump coupling pairs. The coupling width and shift are $\Gamma=3.7$ and $d=2$. The time is dimensionless. The initial phase differences are zero.

If the couplings $|1\rangle \leftrightarrow |2\rangle$ and $|2\rangle \leftrightarrow |3\rangle$ are supplemented by the additional one $|3\rangle \leftrightarrow |1\rangle$, then one may launch, via three STIRAP steps, $|1\rangle \rightarrow |3\rangle$, $|3\rangle \rightarrow |2\rangle$, $|2\rangle \rightarrow |1\rangle$, a cyclic adiabatic transfer, see plot 3d). Such a cyclic adiabatic transport can be used to generate the geometric Berry phase [24].

In Fig. 4, results of our calculations for 3 sequential STIRAP-like transfers (constituting altogether the cyclic evolution) are considered. In the plot a) we see the robust STIRAP transfer at $\Lambda = 0$, i.e. without the interaction between BEC atoms and related nonlinearity. Being initially in the first well ($N_1 = 1, N_2 = N_3 = 0$), BEC undergoes the sequence of full population transfers, $|1\rangle \rightarrow |3\rangle$, $|3\rangle \rightarrow |2\rangle$, $|2\rangle \rightarrow |1\rangle$, and finally fully returns back to the well $|1\rangle$. The transfer survives at modest interaction, $\Lambda \leq 0.4$ in plots b)-c), and detuning, $\Delta \leq 0.2$ in plot d), but ruins at their larger values, see plot e). Unlike [7], we have not found an improvement of the STIRAP transfer due to the detuning Δ . Instead, as is illustrated in the plot f), the detuning mainly spoils the transport. As compared with [7], we consider not one but three STIRAP steps. Nevertheless, even in so long transfer chain, the transport of the interacting BEC persists at $\Delta = 0$. Altogether, Fig. 4 shows that STIRAP-like scheme is quite reasonable for BEC transport in the triple-well trap [27].

Note that transport in Fig. 4 is not fully adiabatic. Even in the best cases we see small peaks signifying a temporary slight populations of the intermediate states, hence deviation from the strict adiabatic case [16, 18]. In fact we have here quasiadiabatic transfer, though with a high fidelity. In principle, one may improve the adiabaticity upgrading the transfer parameters [24]. How-

ever, this is not the aim of the present paper. Instead, we are interested in the effective and complete BEC transport between the initial and target states, regardless of the temporary weak population of the intermediate state. Moreover, our calculations show that the complete transfer can be done even at intuitive sequence of the couplings when the pump precedes Stokes [24], i.e. in strictly non-adiabatic case. However, the adiabatic transfer has some advantages, e.g. it is less sensitive to the parameters of the process.

In summary, we propose simple and effective adiabatic population transfer schemes for the complete and irreversible transport of BEC in double- and triple-well traps. The results are straightforwardly generalized for multi-well traps with $M > 3$. The schemes work in the presence of a modest nonlinearity caused by interatomic interaction. Our developments open interesting perspectives for investigation of various geometric phases [24], e.g. using the prescription [25]. There could be also various applications for Josephson qubits [15], adiabatic quantum computing [26], topological states [12, 13], etc. At zero interaction, $\Lambda = 0$, our proposals are relevant for the transport of individual atoms.

The work was supported by grants PVE 0067-11/2005 (CAPES, Brazil) and 08-0200118 (RFBR, Russia).

-
- [1] L. Pitaevskii and S. Stringari, *Bose-Einstein Condensation* (Oxford University Press, Oxford, 2003); C.J. Petrick and H. Smith, *Bose-Einstein Condensation in Dilute Gases*, (Cambridge University Press, Cambridge, 2002).
 - [2] I. Bloch, J. Dalibard, and W. Zwerger, *Rev. Mod. Phys.*, **80**, 885 (2008).
 - [3] H.E. Nistazakis et al, *Phys. Rev. A* **78**, 023635 (2008).
 - [4] A. Smerzi, S. Fantoni, S. Giovanazzi, and S.R. Shenoy, *Phys. Rev. Lett.* **79**, 4950 (1997).
 - [5] S. Raghavan, A. Smerzi, S. Fantoni, and S.R. Shenoy, *Phys. Rev. A* **59**, 620 (1999).
 - [6] S. Zhang and F. Wang, *Phys. Lett. A* **279**, 231 (2001); K. Nemoto, C.A. Holmes, G.J. Milburn, and W.J. Munro, *Phys. Rev. A* **63**, 013604 (2000); S. Mossmann and C. Jung, *Phys. Rev. A* **74**, 033601 (2006).
 - [7] E.M. Graefe, H.J.Korsch, and D. Witthaut, *Phys. Rev. A* **73**, 013617 (2006).
 - [8] L.P. Pitaevskii, *Uspekhi Fizicheskikh Nauk* **176**, 345 (2006).
 - [9] M. Albiez et al, *Phys. Rev. Lett.* **95**, 010402 (2005).
 - [10] R. Dumke et al, *Phys. Rev. Lett.* **89**, 097903 (2002); J. Fortagh and C. Zimmermann, *Rev. Mod. Phys.* **79**, 235 (2007).
 - [11] O. Morsch and M. Oberthaler, *Rev. Mod. Phys.* **78**, 235 (2006).
 - [12] J. Williams et al, *Phys. Rev. A* **61**, 033612 (2000);
 - [13] V.I. Yukalov, K.-P. Marzlin and E.P. Yukalova, *Phys. Rev. A* **69**, 023620 (2004).
 - [14] M.S. Williamson and V. Vedral, *Phys. Rev. A* **76**, 032115 (2007).
 - [15] A. Zagoskin and A. Blais, *Can. J. Phys.* **63**, 215 (2007).

- [16] N.V. Vitanov, M. Fleischhauer, B.W. Shore, and K. Bergmann, *Adv. Atom. Mol. Opt. Phys.* **46**, 55 (2001).
- [17] L.P. Yatsenko, et al, *Phys. Rev. A* **60**, R4237 (1999).
- [18] K. Bergmann, H. Theuer, and B.W. Shore, *Rev. Mod. Phys.* **70**, 1003 (1998).
- [19] V.O. Nesterenko, P.-G. Reinhard, W. Kleinig, and D.S. Dolci, *Phys. Rev. A* **70**, 023205 (2004).
- [20] V.O. Nesterenko, F.F. de Souza Cruz, E.L. Lapolli, and P.-G. Reinhard, in *Recent Progress in Many Body Theories*, Vol. 14, eds. G. E. Astrakharchik, J. Boronat and F. Mazzanti, (World Scientific, Singapore, 2008) p. 379.
- [21] K. Eckert et al, *Phys. Rev. A* **70**, 023606 (2004).
- [22] L.P. Pitaevskii, *Sov. Phys. JETP*, **13**, 451 (1961); E.P. Gross, *Nuovo Cim.* **20**, 454 (1961).
- [23] The basis is formed from the oscillator ground state wave functions with shifted coordinates, $\Phi_k(\vec{r}) = u_k(\vec{r} - \vec{r}_k)$, where \vec{r}_k marks the minimum of the isolated k-th oscillator well. For separated wells we have $\int d\vec{r} \Phi_k^* \Phi_j = \delta_{kj}$.
- [24] V.O. Nesterenko, A.N. Novikov, F.F. de Souza Cruz and E.L. Lapolli, under preparation for publication.
- [25] R. Balakrishnan and M. Mehta, *Eur. Phys. J. D***33**, 437 (2005).
- [26] E. Farhi et al, *Science* **292**, 472 (2001).
- [27] After first submission of this preprint, we were informed that STIRAP transport of BEC was also explored in the recent paper M. Rab et al, *Phys. Rev. A***77**, 061602(R) (2008).