

Noise induced Hopf bifurcation

I A Shuda¹, S S Borysov¹ and A I Olemskoi²

¹*Sumy State University, 2, Rymkii-Korsakov St., 40007 Sumy, Ukraine and*

²*Institute of Applied Physics, Nat. Acad. Sci. of Ukraine, 58, Petropavlovskaya St., 40030 Sumy, Ukraine*

We consider effect of stochastic sources upon self-organization process being initiated with creation of the limit cycle induced by the Hopf bifurcation. General relations obtained are applied to the stochastic Lorenz system to show that departure from equilibrium steady state can destroy the limit cycle in dependence of relation between characteristic scales of temporal variation of principle variables. Noise induced resonance related to the limit cycle is found to appear if the fastest variations displays a principle variable, which is coupled with two different degrees of freedom or more.

PACS numbers: 05.40.-a, 02.50.Ey, 82.40.Bj

I. INTRODUCTION

Interplay between noise and non-linearity of dynamical systems [1] is known to arrive at crucial changing in behavior of systems displaying noise-induced [2, 3] and recurrence [4, 5] phase transitions, stochastic resonance [6, 7], noise induced pattern formation [8, 9], and noise induced transport [3, 10]. The constructive role of noise on dynamical systems includes hopping between multiple stable attractors [11, 12], stabilization of the Lorenz attractor near the threshold of its formation [13, 14] and stabilization of resonance related to the limit cycle near the Hopf bifurcation [13]. Such type behavior is inherent in systems which involve discrete entities (for instance, in ecological systems individuals form population stochastically in accordance with random births and deaths). Examples of substantial alteration of finite systems under effect of intrinsic noises gives epidemics [15]–[17], predator-prey population dynamics [18, 19], opinion dynamics [20], biochemical clocks [21, 22], genetic networks [23], cyclic trapping reactions [24], etc. Within the phase-plane language, phase transitions pointed out present the simplest case, where a fixed point appears only. We are interested in studying more complicated situation, when the system under consideration may display oscillatory behavior related to the limit cycle appearing as result of the Hopf bifurcation [25, 26]. It has long been conjectured [27] that in some situations the influence of noise would be sufficient to produce cyclic behavior [28]. Recent consideration [29] allows the relation between the stochastic oscillations in the fixed point phase and the oscillations in the limit cycle phase to be elucidated. In the last case, making use of co-moving frame allows fluctuations transverse and longitudinal with respect to the limit cycle to be effectively decoupled. It appears while the latter fluctuations are of a diffusive nature, the former ones follow a stochastic path. To formulate related model we consider the system with a finite number of constituents related

to components of the state vector [30]

$$\mathbf{n} = N\mathbf{X} + \sqrt{N}\mathbf{x}. \quad (1)$$

Characteristically, a deterministic component \mathbf{X} is proportional to total system size $N < \infty$, whereas a random one \mathbf{x} is the same to its square root. In the limit of infinite particle numbers $N \rightarrow \infty$, such systems are faithfully described by deterministic equations to find time dependence $\mathbf{X}(t)$, which addresses the behavior of the system on a mean-field level. On the other hand, a systematic study of corrections due to finite system size can capture the behavior of fluctuations $\mathbf{x}(t)$ about the mean-field solution. These fluctuations are governed with the Langevin equations, however, in difference of approach [29], we consider multiplicative noises instead of additive ones, on the one hand, and nonlinear forces instead of linear ones, on the other. Within such framework, the aim of the present paper is to extend analytical descriptions [29] of finite-size stochastic effects to systems where noises play a crucial role with respect to periodic limit cycle solution creation or its suppression. We will show that character of the system behavior is determined with relation between scales of temporal variation of principle variables and their coupling.

The paper is organized along the following lines. In Section II, we obtain conditions of the limit cycle creation making use the pair of stochastic equations with nonlinear forces and multiplicative noises. Sections III, IV are devoted to consideration of these conditions on the basis of stochastic Lorenz system with different regimes of principle variables slaving. According to Section III the limit cycle is created only in the case if the most fast variation displays a principle variable, which is coupled nonlinearly with two degrees of freedom or more. Opposite case is studied in Section IV to show that the limit cycle disappears in non equilibrium steady state. Section V concludes our consideration.

II. STATISTICAL PICTURE OF LIMIT CYCLE

According to the theorem of central manifold [25], to achieve a closed description of a limit cycle it is enough to use only two variables x_α , $\alpha = 1, 2$. In such a case, stochastic evolution of the system under investigation is defined by the Langevin equations [32]

$$\dot{x}_\alpha = f^{(\alpha)} + \mathcal{G}_\alpha \zeta(t), \quad \alpha = 1, 2 \quad (2)$$

with forces $f^{(\alpha)} = f^{(\alpha)}(x_1, x_2)$ and noise amplitudes $\mathcal{G}_\alpha = \mathcal{G}_\alpha(x_1, x_2)$, being functions of stochastic variables x_α , $\alpha = 1, 2$, and white noise $\zeta(t)$ determined as usually: $\langle \zeta(t) \rangle = 0$, $\langle \zeta(t)\zeta(t') \rangle = \delta(t - t')$. Our principle assumptions are as follows: (i) white noise $\zeta(t)$ is equal for both degrees of freedom x_α ; (ii) microscopic transfer rates are non correlated for different variables x_α . Then, the probability distribution function $\mathcal{P} = \mathcal{P}(x_1, x_2; t)$ is determined by the Fokker-Planck equation

$$\frac{\partial \mathcal{P}}{\partial t} + \frac{\partial J^\alpha}{\partial x_\alpha} = 0, \quad (3)$$

where sum over repeated Greek indexes $\alpha = 1, 2$ is meant and components of the probability current take the form

$$J^{(\alpha)} \equiv \mathcal{F}^{(\alpha)} \mathcal{P} - \frac{1}{2} \frac{\partial}{\partial x_\beta} (\mathcal{G}_\alpha \mathcal{G}_\beta \mathcal{P}), \quad (4)$$

with the generalized forces

$$\mathcal{F}^{(\alpha)} = f^{(\alpha)} + \lambda \frac{\partial (\mathcal{G}_\alpha \mathcal{G}_\beta)}{\partial x_\beta} \quad (5)$$

being determined with choice of the calculus parameter $\lambda \in [0, 1]$. Within the steady state, the components of the probability current take constant values $J_0^{(\alpha)}$ and the system behaviour is defined by the following equations:

$$\frac{\partial}{\partial x_1} (\mathcal{G}_1^2 \mathcal{P}) + \frac{\partial}{\partial x_2} (\mathcal{G}_1 \mathcal{G}_2 \mathcal{P}) - 2\mathcal{F}^{(1)} \mathcal{P} = -2J_0^{(1)}, \quad (6)$$

$$\frac{\partial}{\partial x_1} (\mathcal{G}_1 \mathcal{G}_2 \mathcal{P}) + \frac{\partial}{\partial x_2} (\mathcal{G}_2^2 \mathcal{P}) - 2\mathcal{F}^{(2)} \mathcal{P} = -2J_0^{(2)}. \quad (7)$$

Multiplying the first of these equations by factor \mathcal{G}_2 and the second one by \mathcal{G}_1 and then subtracting results, we arrive at the explicit form of the probability distribution function as follows:

$$\begin{aligned} \mathcal{P}(x_1, x_2) &= \frac{J_0^{(1)} \mathcal{G}_2(x_1, x_2) - J_0^{(2)} \mathcal{G}_1(x_1, x_2)}{\mathcal{D}(x_1, x_2)}, \\ \mathcal{D}(x_1, x_2) &\equiv \left(\mathcal{G}_2 \mathcal{F}^{(1)} - \mathcal{G}_1 \mathcal{F}^{(2)} \right) \\ &+ \frac{1}{2} \left[\left(\mathcal{G}_1^2 \frac{\partial \mathcal{G}_2}{\partial x_1} - \mathcal{G}_2^2 \frac{\partial \mathcal{G}_1}{\partial x_2} \right) - \mathcal{G}_1 \mathcal{G}_2 \left(\frac{\partial \mathcal{G}_1}{\partial x_1} - \frac{\partial \mathcal{G}_2}{\partial x_2} \right) \right]. \end{aligned} \quad (8)$$

This function diverges at condition

$$\begin{aligned} &2 \left(\mathcal{G}_1 \mathcal{F}^{(2)} - \mathcal{G}_2 \mathcal{F}^{(1)} \right) \\ &= \left(\mathcal{G}_1^2 \frac{\partial \mathcal{G}_2}{\partial x_1} - \mathcal{G}_2^2 \frac{\partial \mathcal{G}_1}{\partial x_2} \right) - \mathcal{G}_1 \mathcal{G}_2 \left(\frac{\partial \mathcal{G}_1}{\partial x_1} - \frac{\partial \mathcal{G}_2}{\partial x_2} \right). \end{aligned} \quad (9)$$

that physically means appearance of a domain of forbidden values of stochastic variables x_α , which is bonded with a closed line of the limit cycle. Characteristically, such a line appears if the denominator $\mathcal{D}(x_1, x_2)$ of fraction (8) includes even powers of both variables x_1 and x_2 .

It is worth to note the analytical expression (8) of the probability distribution function becomes possible due to the special form of the probability current (4), where effective diffusion coefficient takes the multiplicative form $\mathcal{D}_{\alpha\beta} = \mathcal{G}_\alpha \mathcal{G}_\beta$. In general case, this coefficient is known [33] to be defined with the expression

$$\mathcal{D}_{\alpha\beta} = \sum_{ab} I_{ab} g_\alpha^a g_\beta^b, \quad (10)$$

where kernel I_{ab} determines transfer rate between microscopic states a and b , whereas factors g_α^a and g_β^b are specific noise amplitudes of values x_α related to these states. We have considered above the simplest case, when the transfer rate $I_{ab} = I$ is constant for all microscopic states. As a result, the diffusion coefficient (10) takes the needed form $\mathcal{D}_{\alpha\beta} = \mathcal{G}_\alpha \mathcal{G}_\beta$ with cumulative noise amplitudes $\mathcal{G}_\alpha \equiv \sqrt{I} \sum_a g_\alpha^a$ and $\mathcal{G}_\beta \equiv \sqrt{I} \sum_b g_\beta^b$.

III. NOISE INDUCED RESONANCE WITHIN LORENZ SYSTEM

As the simplest and most popular example of the self-organization induced by the Hopf bifurcation, we consider modulation regime of spontaneous laser radiation, whose behaviour is presented in terms of the radiation strength E , the matter polarization P and the difference of level populations S [30]. With accounting for stochastic sources related, the self-organization process of this system is described by the Lorenz equations

$$\begin{aligned} \tau_E \dot{E} &= [-E + a_E P - \varphi(E)] + g_E \zeta(t), \\ \tau_P \dot{P} &= (-P + a_P E S) + g_P \zeta(t), \\ \tau_S \dot{S} &= [(S_e - S) - a_S E P] + g_S \zeta(t). \end{aligned} \quad (11)$$

Here, overdot denotes differentiation over time t ; $\tau_{E,P,S}$ and $a_{E,P,S} > 0$ are time scales and feedback constants of related variables, respectively; $g_{E,P,S}$ are corresponding noise amplitudes, and S_e is driven force. In the absence of noises ($g_E = g_P = g_S = 0$) and at relation $\tau_P, \tau_S \ll \tau_E$ between time scales, the system addresses to limit cycle only in the presence of the nonlinear force [34]

$$\varphi(E) = \frac{\kappa E}{1 + E^2/E_n^2} \quad (12)$$

characterized with parameters $\kappa > 0$ and E_n . In this Section, we consider noise effect in the case of opposite

relation $\tau_E \ll \tau_P, \tau_S$ of time scales, when periodic variation of stochastic variables becomes possible even at suppression of the force (12).

It is convenient further to pass to dimensionless variables $t, \zeta, E, P, S, g_E, g_P, g_S$ with making use of the related scales:

$$\begin{aligned} \tau_P; \quad \zeta_s = \tau_E^{-1/2}; \quad E_s = (a_P a_S)^{-1/2}, \\ P_s = (a_E^2 a_P a_S)^{-1/2}, \quad S_s = (a_E a_P)^{-1}; \quad (13) \\ g_E^s = (\tau_P / a_P a_S)^{1/2}, \quad g_P^s = (\tau_P / a_E^2 a_P a_S)^{1/2}, \\ g_S^s = \tau_P^{1/2} / a_E a_P. \end{aligned}$$

Then, equations (11) (these equations are reduced to initial form [31] if one set there $X \equiv \sqrt{\sigma/\varepsilon} E, Y \equiv \sqrt{\sigma/\varepsilon} P, Z \equiv S_e - S, r \equiv S_e$, and $b \equiv \sigma/\varepsilon$.) take the simple form

$$\begin{aligned} \sigma^{-1} \dot{E} &= -E + P - \varphi(E) + g_E \zeta(t), \\ \dot{P} &= -P + ES + g_P \zeta(t), \\ (\varepsilon/\sigma) \dot{S} &= (S_e - S) - EP + g_S \zeta(t), \end{aligned} \quad (14)$$

where the time scale ratios

$$\sigma \equiv \tau_P / \tau_E, \quad \varepsilon \equiv \tau_S / \tau_E \quad (15)$$

are introduced. In the absence of noises, the Lorenz system (14) is known to show the usual bifurcation in the point $S_e = 1$ and the Hopf bifurcation at the driven force [30, 31]

$$S_e = \frac{\tau_P}{\tau_E} \frac{\tau_E^{-1} + \tau_S^{-1} + 3\tau_P^{-1}}{\tau_E^{-1} - \tau_S^{-1} - \tau_P^{-1}}. \quad (16)$$

However, at $g_E = g_P = g_S = 0$ the limit cycle is unstable and the Hopf bifurcation arrives at the strange attractor only.

With switching on noises, the condition $\tau_E \ll \tau_P$ allows for to put l.h.s. of the first equation (14) to be equal zero. Then, the strength is expressed with the equality

$$E = P + g_E \zeta(t), \quad (17)$$

whose insertion into the system (14) reduces it into two-dimensional form

$$\begin{aligned} \dot{P} &= -P(1 - S) + G_P \zeta(t), \\ \dot{S} &= (\sigma/\varepsilon) [(S_e - S) - P^2] + G_S \zeta(t) \end{aligned} \quad (18)$$

with the effective amplitudes of multiplicative noises

$$G_P \equiv \sqrt{g_P^2 + g_E^2 S^2}, \quad G_S \equiv (\tau_P / \tau_S) \sqrt{g_S^2 + g_E^2 P^2} \quad (19)$$

and the generalized forces

$$\begin{aligned} \mathcal{F}^{(P)} &= -P(1 - S) + \lambda \frac{g_E^2}{\tau_S / \tau_P} S \sqrt{\frac{(g_S / g_E)^2 + P^2}{(g_P / g_E)^2 + S^2}}, \\ \mathcal{F}^{(S)} &= (\tau_P / \tau_S) [(S_e - S) - P^2] \\ &+ \lambda \frac{g_E^2}{\tau_S / \tau_P} P \sqrt{\frac{(g_P / g_E)^2 + S^2}{(g_S / g_E)^2 + P^2}}. \end{aligned} \quad (20)$$

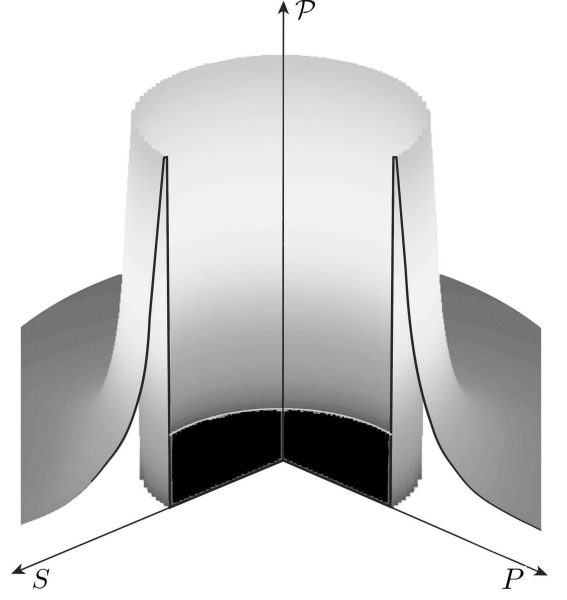


FIG. 1: Steady-state distribution function (8) at $J_0^{(P)} = 1, J_0^{(S)} = 10, \tau_P = \tau_S, S_e = 0.5, g_E = 0.5, g_P = 1.376, g_S = 2.5$

In this way, the probability density (8) takes infinite values at condition

$$\begin{aligned} &\left(\frac{g_S^2}{g_E^2} + P^2\right) \sqrt{\frac{g_P^2}{g_E^2} + S^2 P(1 - S)} \\ &+ \left(\frac{g_P^2}{g_E^2} + S^2\right) \sqrt{\frac{g_S^2}{g_E^2} + P^2} [(S_e - S) - P^2] \\ &+ \frac{g_E^2 \sigma}{2 \varepsilon} \left(\frac{g_S^2}{g_E^2} + P^2\right)^{\frac{3}{2}} S - \frac{g_E^2}{2} \left(\frac{g_P^2}{g_E^2} + S^2\right)^{\frac{3}{2}} P = 0, \end{aligned} \quad (21)$$

where we choose the simplest case of Ito calculus ($\lambda = 0$).

Reduced Lorenz system (18) has two-dimensional form (2), where the role of variables x_1 and x_2 play the matter polarization P and the difference of level populations S . According to the distribution function (8) shown in Fig.1, the stochastic variables P and S are realized with non-zero probabilities out off the limit cycle only, whereas in its interior the domain of forbidden values P, S appears. That is principle difference from the deterministic limit cycle, which bounds a domain of unstable values of related variables. The form of this domain is shown in Fig.2 at different values of the noise amplitudes g_E, g_P, g_S and driven force S_e . It is seen, this domain grows with increase of the driven force S_e , whereas increase of the force fluctuations g_E shrinks it. On the other hand, phase diagrams depicted in Fig.3 show the strengthening noises of both polarization and difference of level populations enlarges domain of the limit cycle creation (in this way, force noise g_E shrinks this domain from both above

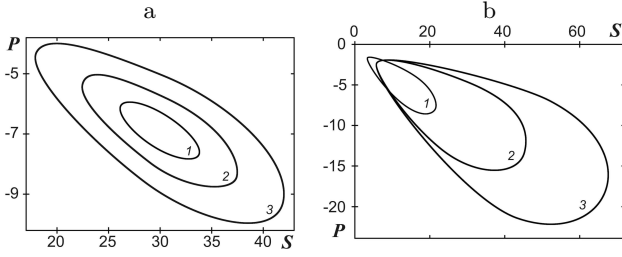


FIG. 2: Form of limit cycle at: a) $g_E = 0.5$, $g_P = 11$, $g_S = 6$ (curves 1-3 relate to $S_E = 0.5, 1.0, 2.0$, correspondingly); b) $S_e = 0.5$, $g_P = 7.5$, $g_S = 6.5$ (curves 1-3 relate to $g_E = 1.0, 0.6, 0.5$, correspondingly)

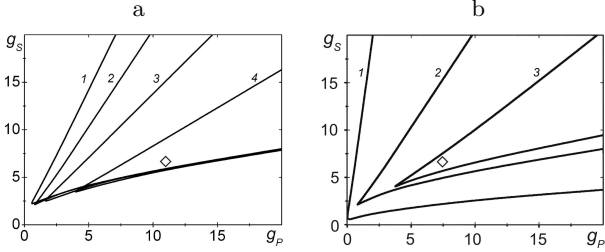


FIG. 3: Phase diagrams of the limit cycle creation determined with Eq.(21) at: a) $g_E = 0.5$, curves 1-4 correspond to $S_e = 0.0, 0.5, 1.0, 2.0$, respectively; b) $S_e = 0.5$, curves 1-3 correspond to $g_E = 0.1, 0.5, 1.0$, respectively (diamonds relate to the values g_P and g_S , for which limit cycles in Fig.2 are depicted)

and below, whereas increase of driven force S_e makes the same from above only).

IV. LORENZ SYSTEM WITHOUT LIMIT CYCLE

At condition $\tau_P \ll \tau_E, \tau_S$, the deterministic system ($g_{E,P,S} = 0$) has a limit cycle only at large intensity κ of non linear force (12) [34]. In this case, it is convenient to measure the time t in the scale τ_E and replace τ_P by τ_E in set of scales (13). Then, one obtains the relation (cf. Eq.(17))

$$P = ES + g_P \zeta(t) \quad (22)$$

and the Lorenz system (14) is reduced to two-dimensional form

$$\begin{aligned} \dot{E} &= -[E(1-S) + \varphi(E)] + \mathcal{G}_E \zeta(t), \\ \dot{S} &= \varepsilon^{-1} [S_e - S(1+E^2)] + \mathcal{G}_S \zeta(t) \end{aligned} \quad (23)$$

with the effective noise amplitudes

$$\mathcal{G}_E \equiv \sqrt{g_P^2 + g_E^2}, \quad \mathcal{G}_S \equiv \varepsilon^{-1} \sqrt{g_S^2 + g_P^2 E^2}. \quad (24)$$

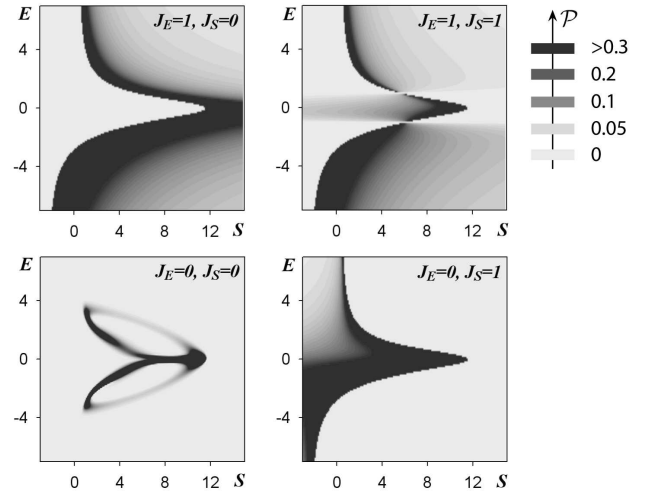


FIG. 4: Steady-state probability distribution as function of the radiation strength E and the difference of level populations S at conditions $\tau_P \ll \tau_E = \tau_S$ for parameters $\kappa = 10$, $S_e = 11.6$, $g_E = 0.2$, $g_P = 0.2$, $g_S = 0.2$ and different probability currents $J_0^{(E)}$, $J_0^{(S)}$ (shown on the related panels)

The generalized forces are as follows:

$$\begin{aligned} \mathcal{F}^{(E)} &= -[E(1-S) + \varphi(E)], \\ \mathcal{F}^{(S)} &= \varepsilon^{-1} [(S_e - S) - SE^2] \\ &\quad + \lambda \frac{g_P^2}{\varepsilon} E \sqrt{\frac{1 + (g_E/g_P)^2}{(g_S/g_P)^2 + E^2}}. \end{aligned} \quad (25)$$

The probability distribution function (8) diverges at condition

$$\begin{aligned} &\frac{(g_S/g_P)^2 + E^2}{1 + (g_E/g_P)^2} [\varphi(E) + E(1-S)] \\ &+ \sqrt{\frac{(g_S/g_P)^2 + E^2}{1 + (g_E/g_P)^2}} [S_e - S(1+E^2)] \\ &+ \left(\lambda - \frac{1}{2} \right) g_P^2 E = 0, \end{aligned} \quad (26)$$

being the equation, which does not include even powers of the variable S .

As a result, one can conclude that departure from equilibrium steady state destroys deterministic limit cycle at the relation $\tau_P \ll \tau_E, \tau_S$ between characteristic scales. This conclusion is confirmed with Fig.4 that shows divergence of the probability distribution function on the limit cycle of variation of the radiation strength E and the difference of level populations S at zeros probability currents $J_0^{(E)}$ and $J_0^{(S)}$ only. With increase of these currents the system escapes from equilibrium steady state and maximum of the distribution function shifts to non-closed curves being determined with equation (26).

V. CONCLUSION

We have considered effect of stochastic sources upon self-organization process being initiated with creation of the limit cycle induced by the Hopf bifurcation. In Sections III–IV, we have applied general relations obtained in Section II to the stochastic Lorenz system to show that departure from equilibrium steady state can destroy or create the limit cycle in dependence of relation between characteristic scales of temporal variation of principle variables.

Investigation of the Lorenz system with different regimes of principle variables slaving shows that additive noises can take multiplicative character if one of these noises has many fewer time scale than others. In such a case, the limit cycle may be created if the most fast variable is coupled with more than two slow ones. However,

the case considered in Section IV shows such dependence is not necessarily to arrive at limit cycle, as within adiabatic condition $\tau_P \ll \tau_E$, both noise amplitude $G_S(E)$ and generalized force $\mathcal{F}^{(S)}(E)$, determined with Eqs. (24), (25), are functions of the squared strength E^2 only. The limit cycle is created if the fastest variations displays a principle variable, which is coupled with two different degrees of freedom or more. Indeed, at the relation $\tau_E \ll \tau_P, \tau_S$ of relaxation times considered in Section III, variations of the strength E in nonlinear terms of two last equations (14) arrive at double-valued dependencies of the noise amplitudes G_P and G_S on both difference of level populations and polarization, which are appeared in Eqs.(19) as squares S^2 and P^2 . This appears physically as noise induced resonance related to the limit cycle created by the Hopf bifurcation, that has been observed both numerically [13] and analytically [35].

-
- [1] Moss F and McClintock P V E 1989 *Noise in Nonlinear Dynamical Systems* (Cambridge: Cambridge University Press)
- [2] Horsthemke H and Lefever R 1984 *Noise Induced Transitions* (Berlin: Springer-Verlag)
- [3] Reimann P, 2002 *Phys. Rep.* **361** 57
- [4] Van den Broeck C, Parrondo J M R and Toral R, 1994 *Phys. Rev. Lett.* **73** 3395; Van den Broeck C, Parrondo J M R, Armero J and Hernandez-Machado A 1994, *Phys. Rev. E* **49** 2639
- [5] Olemskoi A I, Kharchenko D O and Knyaz' I A, 2005 *Phys. Rev. E* **71** 041101(12)
- [6] Benzi R, Sutera A and Vulpiani A, 1981 *J. Phys. A* **14** L453
- [7] Gammaitoni L, Hänggi P, Jung P and Marchesoni F, 1998 *Rev. Mod. Phys.* **70** 223
- [8] Buceta J, Ibaes M, Sancho J M and Katja Lindenberg, 2003 *Phys. Rev. E* **67** 021113
- [9] Cross M C and Hohenberg P C, 1993 *Rev. Mod. Phys.* **65** 851
- [10] Julicher F, Ajdari A and Prost J, 1997 *Rev. Mod. Phys.* **69** 1269
- [11] Kautz R L, 1985 *J. Appl. Phys.* **58** 424
- [12] Arecchi F, Badii R and Politi A, 1985 *Phys. Rev. A* **32** 402
- [13] Gao J B, Wen-wen Tung and Nageswara Rao, 2002 *Phys. Rev. Lett.* **89** 254101
- [14] Omar Osenda, Carlos B Briozzo and Manuel O Caceres, 1997 *Phys. Rev. E* **55** R3824
- [15] Alonso D, McKane A J and Pascual M, 2007 *J. R. Soc. Interface* **4** 575
- [16] Simoes M, Telo da Gama M M and Nunes A, 2008 *J. R. Soc. Interface* **5** 555
- [17] Kuske R, Gordillo L F and Greenwood P, 2007 *J. Theor. Biol.* **245** 459
- [18] McKane A J and Newman T J, 2005 *Phys. Rev. Lett.* **94** 218102
- [19] Pineda-Krch M, Blok H J, Dieckmann U and Doebeli M, 2007 *Oikos* **116** 53
- [20] M S de la Lama, Szendro I G, Iglesias J R and Wio H S, 2006 *Eur. Phys. J. B* **51** 435
- [21] Gonze D, Halloy J and Gaspard P, 2002 *J. Chem. Phys.* **116** 10997
- [22] McKane A J, Nagy J D, Newman T J and Stefanini M O, 2007 *J. Stat. Phys.* **128** 165
- [23] Scott M, Ingalls B and Kaern M, 2006 *Chaos* **16** 026107
- [24] Ben-Naim E and Krapivsky P L, 2004 *Phys. Rev. E* **69** 046113
- [25] Hassard B D, Kazarinoff N D and Wan Y-H 1981 *Theory and Applications of Hopf Bifurcation* (Cambridge: Cambridge University Press)
- [26] Grimshaw R 1990 *Nonlinear Ordinary Differential Equations* (Oxford: Blackwell)
- [27] Bartlett M S, 1957 *J. R. Stat. Soc. A* **120** 48
- [28] McKane A J and Newman T J, 2005 *Phys. Rev. Lett.* **94** 218102
- [29] Boland R P, Galla T and McKane A J, *arXiv:cond-mat* 0805.1607
- [30] Haken H 1983 *Synergetics* (Berlin: Springer-Verlag)
- [31] Lorenz E, 1963 *J. Atmosph. Sc.* **20** 1675
- [32] Risken H 1984 *The Fokker-Planck Equation* (Berlin: Springer-Verlag)
- [33] N G van Kampen 1990 *Stochastic process in physics and chemistry* (Amsterdam: North-Holland)
- [34] Olemskoi A I, Kharchenko D O and Kharchenko V O, 2006 *Summy Sate Univ. Bull.* **No.1** 75
- [35] Himadri, Samanta S and Bhattacharjee J K, *arXiv:cond-mat* 0808.3956