

# Ultrafast pump-probe study of phase separation and competing orders in the underdoped (Ba,K)Fe<sub>2</sub>As<sub>2</sub> superconductor

Elbert E. M. Chia,<sup>1</sup> D. Talbayev,<sup>2</sup> Jian-Xin Zhu,<sup>2</sup> H. Q. Yuan,<sup>3,2</sup> T. Park,<sup>2,4</sup> J. D. Thompson,<sup>2</sup> C. Panagopoulos,<sup>1,5</sup> G. F. Chen,<sup>6</sup> J. L. Luo,<sup>6</sup> N. L. Wang,<sup>6</sup> and A. J. Taylor<sup>2</sup>

<sup>1</sup>*Division of Physics and Applied Physics, School of Physical and Mathematical Sciences, Nanyang Technological University, Singapore 637371, Singapore*

<sup>2</sup>*Los Alamos National Laboratory, Los Alamos, NM 87545, USA*

<sup>3</sup>*Department of Physics, Zhejiang University, Hangzhou, Zhejiang 310027, China*

<sup>4</sup>*Department of Physics, Sungkyunkwan University, Suwon 440-746, South Korea*

<sup>5</sup>*Department of Physics, University of Crete and FORTH, 71003 Heraklion, Greece*

<sup>6</sup>*Beijing National Laboratory for Condensed Matter Physics, Institute of Physics, Chinese Academy of Sciences, Beijing 100080, China*

(Dated: November 1, 2018)

We report measurements of quasiparticle relaxation dynamics in the high-temperature superconductor (Ba,K)Fe<sub>2</sub>As<sub>2</sub> in optimally doped, underdoped and undoped regimes. In the underdoped sample, spin-density wave (SDW) order forms at  $\sim 85$  K, followed by superconductivity at  $\sim 28$  K. We find the emergence of a normal-state order that suppresses SDW at a temperature  $T^* \sim 60$  K and argue that this normal-state order is a precursor to superconductivity.

The recently discovered FeAs-based pnictides [1–5] constitute the only class of superconductors (SCs), besides the cuprates, with superconducting transition temperatures ( $T_c$ ) exceeding 50 K. The pnictides have a layered structure like the cuprates, with FeAs planes instead of CuO<sub>2</sub> planes. Like many other SCs on the border of magnetism, such as the organics [6], heavy-fermions [7], and cuprate high-temperature superconductors (HTSCs) [8–10], the pnictides exhibit a rich phase diagram, with antiferromagnetism (or spin density wave, SDW) at low dopings [11] and SC at intermediate dopings. Figure 1(a) shows the phase diagram of a particular family of pnictides — (Ba,K)Fe<sub>2</sub>As<sub>2</sub> (BKFA) [12], which is the subject of study in this Letter. These phases in BKFA are mesoscopically separated in the underdoped compound, with SDW and SC/normal state regions [13]. Moreover, inelastic neutron scattering in an optimally-doped BKFA revealed the presence of a 14 meV magnetic resonance mode in the SC phase, localized in both energy and wavevector [14]. A large Fe-isotope effect was seen in BKFA, suggesting the role played by magnetic fluctuations in superconductivity [15]. In all these classes of SCs, how these phases interact with one another, and the role of magnetism, are open questions that might help understand superconductivity in these compounds.

In the cuprate HTSCs, femtosecond pump-probe spectroscopy has shown to be a useful tool to discern coexisting/competing phases, such as the pseudogap phase in YBa<sub>2</sub>Cu<sub>3</sub>O<sub>7-x</sub> (Y-123) [16], and the suppression of superconductivity by antiferromagnetism in the tri-layered Tl<sub>2</sub>Ba<sub>2</sub>Ca<sub>2</sub>Cu<sub>3</sub>O<sub>y</sub> [17]. In this Letter, we use the pump-probe technique to study the BKFA SCs in the undoped, underdoped and optimally-doped regimes. In the underdoped sample, we observed the existence of three energy scales — SDW (at Néel temperature  $T_N \sim 85$  K), superconductivity (at  $T_c \sim 28$  K) and a normal-state phase (at

$T^* \sim 60$  K). We observed the smooth evolution of this normal-state phase into the SC phase, and the suppression of SDW by this normal-state phase. We attribute this normal-state phase to the emergence of precursor superconductivity. We incorporated the existing ideas of phase separation and magnetic resonance mode, and introduced new ideas of spin susceptibility renormalization, emergence of precursor order, and the competition between SDW and superconductivity.

Single-crystalline BKFA samples with sizes up to 10 mm x 5 mm x 0.5 mm were grown by high-temperature solution method [18]. The grown crystals were cleaved to reveal a fresh surface for our measurements. The values of  $T_c$  were confirmed by magnetization data using a Quantum Design Magnetic Property Measurement System. No hysteresis loops in magnetization versus field were found, ruling out the presence of ferromagnetic impurities. The pump-probe setup was described in Ref. 17, where cross-polarized, 800 nm pump and probe pulses, with 40 fs pulse width and 80 MHz repetition rate, were used. The average pump power was 1-2 mW, giving a pump fluence of  $\sim 0.2 \mu\text{J}/\text{cm}^2$ . The probe intensity was 10 times lower. Data, corrected for temperature increase of the illuminated spot, were taken from 8 K to 140 K. The resolution is at least 1 part in  $10^6$ .

Figure 1(b) shows the photoinduced change in reflectance ( $\Delta R/R$ ) of the almost optimally-doped sample (OPT),  $T_c \sim 36$  K, as a function of temperature. When the pump pulse arrives, the reflectance drops sharply and then recovers its undisturbed value on a picosecond (ps) time scale. We notice a very fast initial relaxation, that is temperature-independent, of the order of the pulse width, which we attribute to the appearance of the coherent artifact. We will ignore it in our subsequent analysis. After the decay of the artifact, the photoinduced change in reflectance can be described by a single exponential de-

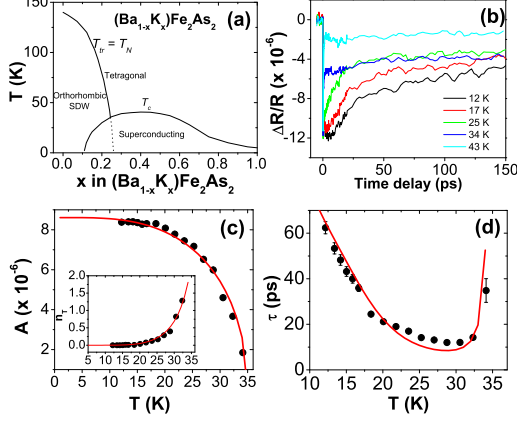


FIG. 1: (a) Phase diagram of BKFA, with  $T_c$  and structural phase transition temperature ( $T_{tr}$ ) (adapted from [12]).  $T_N$  coincides with  $T_{tr}$  until both are suppressed [19]. (b)  $\Delta R/R$  versus pump-probe delay of optimally doped BKFA ( $T_c \sim 36$  K). (c) Amplitude  $A$  extracted from single-exponential decay fits. Inset: Density of thermally-excited QPs,  $n_T(T)$ . Solid lines are fits to the RT model, yielding  $\Delta(0) = 3.0k_B T_c$ . (d) Relaxation time  $\tau(T)$ . Solid line is the fit to the RT model.

cay function when the statistical transfer of energy from quasiparticles (QP) to the thermal reservoir is dominated by a single relaxation channel. We extract the amplitude ( $A$ ) and relaxation time ( $\tau$ ) of  $\Delta R/R$  by fitting it with a single exponential decay function,  $\Delta R/R = A \exp(-t/\tau)$ . The fitting parameters  $A(T)$  and  $\tau(T)$  in the SC state are shown in Figs. 1(c) and 1(d).

We use the Rothwarf-Taylor (RT) model to explain our data [20]. This phenomenological model is used to describe the relaxation of photoexcited SCs, where the presence of a gap in the QP density of states (DOS) gives rise to a bottleneck for carrier relaxation. When two QPs with energies  $\geq \Delta$  recombine ( $\Delta =$  SC gap magnitude), a high-frequency boson (HFB) with energy  $\omega \geq 2\Delta$  is created. The HFBs that remain in the excitation volume can subsequently break additional Cooper pairs effectively inhibiting QP recombination. Superconductivity recovery is governed by the decay of the HFB population. From the temperature-dependence of the amplitude  $A$ , one obtains the density of thermally excited QPs  $n_T$  via  $n_T \propto [A(T)/A(T \rightarrow 0)]^{-1} - 1$ . Then we fit the  $n_T$ -data to the QP density per unit cell  $n_T \propto \sqrt{\Delta(T)T} \exp(-\Delta(T)/T)$ , with  $\Delta(0)$  as a fitting parameter. Moreover, for a constant pump intensity, the temperature dependence of  $n_T$  also governs the temperature-dependence of the relaxation time  $\tau$ , given by

$$\tau^{-1}(T) = \Gamma[\delta + 2n_T(T)][\Delta(T) + \alpha T \Delta(T)^4], \quad (1)$$

where  $\Gamma$ ,  $\delta$  and  $\alpha$  are fitting parameters, with  $\alpha$  having an upper limit of  $52/(\theta_B^3 T_{min})$ ,  $\theta_B$  being the tempera-

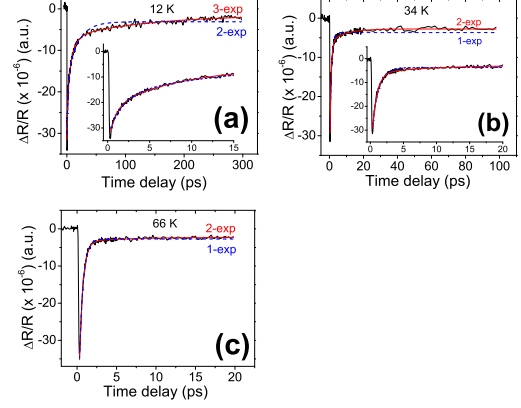


FIG. 2:  $\Delta R/R$  in underdoped BKFA,  $T_c \sim 28$  K. (a) 12 K, (b) 34 K, (c) 66 K. The solid and dashed lines are fits to single (1-exp), double (2-exp) or triple (3-exp), exponentials.

ture of the characteristic boson, and  $T_{min}$  the minimum temperature of the experiment [21–23].

Fig. 1(c) shows  $A(T)$  and the corresponding  $n_T(T)$  in its inset. Assuming that  $\Delta(T)$  obeys a BCS temperature dependence, our fits to  $A(T)$  and  $n_T(T)$  yield  $\Delta(0) = 3.0k_B T_c$ , agreeing with the value obtained from photoemission data [24]. We also fit  $\tau(T)$  [Fig. 1(d)] using Eq. (1). The good fit shows that the QP relaxation dynamics in the OPT compound is well described by the presence of a gap in the DOS at the Fermi level.

We now focus on underdoped BKFA ( $T_c \sim 28$  K) and demonstrate that this compound exhibits a *competition* between the SC and SDW orders. The suppression of SDW order starts at  $T^* \sim 60$  K, far above  $T_c$ . Our subsequent analysis suggests that the Cooper pairs might pre-form above  $T_c$ , though without phase coherence.

Figure 2 shows  $\Delta R/R$  of underdoped BKFA at different temperatures [25]. We observe three relaxation processes below  $T_c$ , two between  $T_c$  and  $T^*$ , and one between  $T^*$  and  $T_N$ . A three-exponential decay in the SC state was also seen in pump-probe data of Sm(O,F)FeAs single crystals [26]. The slow component ( $\tau_{slow} \sim 5$ -30 ps) corresponds to QP recombination across the SC gap, as shown by the BCS-like temperature dependence of  $A_{slow}$  below  $T_c$  [Fig. 3(a)] and by the peak in  $\tau_{slow}$  at  $T_c$  [Fig. 3(b)]. The identical RT analysis as for the OPT sample described above yields  $\Delta(0) = 3.0k_B T_c$  [solid lines in Fig. 3(a,b)]. This shows that the opening of the SC gap in the underdoped sample governs the QP recombination by introducing a relaxation bottleneck.

Next, the fast relaxation component ( $\tau_{fast} \lesssim 1$  ps) below  $T_N \sim 85$  K bears the signatures of QP relaxation across the SDW gap: the relaxation time  $\tau_{fast}$  displays a quasi-divergence at  $T_N$  [Fig. 3(d)]. The appearance of SDW order in underdoped BKFA, and its coexistence

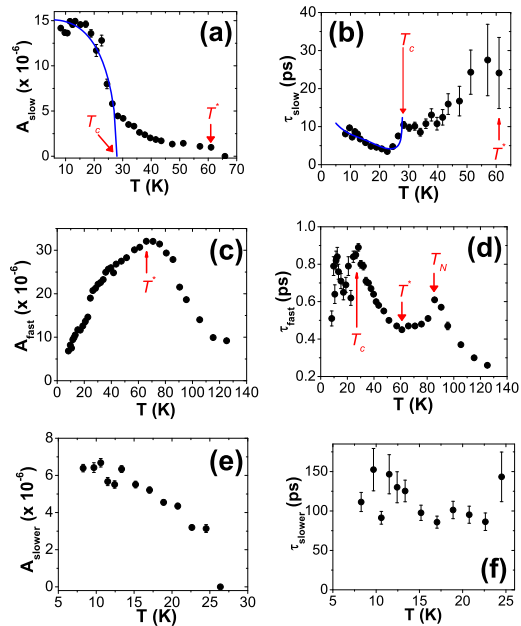


FIG. 3: For underdoped BKFA ( $T_c \sim 28$  K), values of (a)  $A_{slow}$ , (b)  $\tau_{slow}$ , (c)  $A_{fast}$ , (d)  $\tau_{fast}$ , (e)  $A_{slower}$ , (f)  $\tau_{slower}$ , as a function of temperature, extracted from  $\Delta R/R$ . In (a), beyond  $T^*$ , the slow component disappears. The solid lines in (a) and (b) are fits using the RT model. Near  $T^* \sim 60$  K, we obtain large error bars in  $\tau_{slow}$  because the one- and two-exponential fits of  $\Delta R/R$  are of comparable quality.

with superconductivity, has also been reported in a muon spin rotation study [27]. The values of  $T_c$  and  $T_N$  in our underdoped sample and that of Ref. 27 are consistent with the phase diagram in Fig. 1(a). Our measurements not only confirm the coexistence of these two order parameters (evidenced by the existence of both the fast and the slow relaxations below  $T_c$ ), but also uncover *competition* between SDW and superconductivity, as evidenced by the strong suppression of the SDW amplitude ( $A_{fast}$ ) below  $T_c$  [Fig. 3(c)]. The close proximity of the SC and SDW regions in underdoped BKFA results in coupling between the SC and SDW order parameters, and causes the latter to be suppressed in the SC state [25]. The suppression of the SDW order parameter in the SC state was also observed in neutron diffraction data of the electron-doped Fe pnictide  $\text{Ba}(\text{Fe},\text{Co})_2\text{As}_2$  [28].

The sensitivity of the pump-probe technique to the presence of SDW order is further reinforced by our study of QP relaxation in the parent compound  $\text{BaFe}_2\text{As}_2$  [25], with a simultaneous SDW and first-order structural phase transition at  $T_N \sim 130$  K [5]. Below  $T_N$ , the relaxation amplitude follows a BCS-like temperature dependence down to the lowest temperatures, reflecting the behavior of the SDW order parameter. In the vicinity of  $T_N$ , we see a quasi-divergence in the relaxation time,

which is the signature of the opening of a gap in the DOS at the Fermi level. This, together with our previous work in the itinerant antiferromagnet  $\text{UNiGa}_5$  [23], shows that our technique is sensitive to the SDW order. Data from the parent compound thus justify our attribution of the fast relaxation in underdoped BKFA below 85 K [Fig. 3(d)] to the SDW phase, and that the suppression of  $A_{fast}$  below  $T_c$  [Fig. 3(c)] corresponds to the suppression of the SDW order parameter.

Lastly, the slowest component ( $\tau_{slower} \sim 100$  ps) [Fig. 3(f)] is largely temperature-independent, disappears above  $T_c$ , and corresponds to spin-lattice relaxation. After the initial fast QP relaxation due to electron-phonon coupling (as manifested by  $\tau_{fast}$ ) in the SDW region, the heated phonons then relax by transferring their energy to the spin bath. This relaxation rate  $1/\tau_{sl} = g_{sl}/C_{spin}$ , where  $\tau_{sl}$  is the spin-lattice relaxation time,  $g_{sl}$  is the spin-lattice coupling strength and  $C_{spin}$  is the spin specific heat [29]. Below  $T_c$ , the 14 meV magnetic resonance mode appears [14] in the SC region. This mode penetrates into the neighboring SDW regions and renormalizes the imaginary part of the dynamical spin susceptibility  $\text{Im}\chi(\epsilon)$ . The spin DOS in the SDW regions is given by  $N_s(\epsilon) = -(1/\pi)\text{Im}\chi(\epsilon)$ . In the SDW regions, above  $T_c$ , there is no renormalization of SDW fluctuations, hence  $N_s(\epsilon)$  at low energies is finite. Below  $T_c$ , the increase in amplitude of  $\text{Im}\chi(\epsilon)$  at the resonance energy removes spectral weight at lower energies, resulting in the depression of  $N_s(\epsilon)$  at low energies. Hence  $C_{spin}$  decreases, shortening  $\tau_{sl}$  ( $=\tau_{slower}$ ) to a value that is observable by our technique [25]. This scenario also explains why we do not observe  $\tau_{slower}$  in the OPT sample — there are no SDW regions to begin with, hence no SDW fluctuations for the magnetic resonance mode to renormalize.

In addition to establishing the competition between SDW and superconductivity, the data in Fig. 3(a-d) carry evidence of a *precursor order* (PO) that appears at  $T^* \sim 60$  K in the normal state of underdoped BKFA. In Fig. 3(a),  $A_{slow}$  exhibits a well-defined tail that survives well above  $T_c$ , and disappears above  $T^*$ . Compare this to  $A_{slow}$  of the OPT sample [Fig. 1(c)], where no such tail exists. This suggests that a kind of precursor superconductivity has already existed between  $T_c$  and  $T^*$ . A tail in the relaxation amplitude, attributed to the pseudogap, was also seen in underdoped Y-123 [16]. Moreover, in addition to a quasi-divergence of  $\tau_{slow}$  at  $T_c$  [Fig. 3(b)], indicative of the opening up of a SC gap,  $\tau_{slow}$  continues to increase above  $T_c$  and peaks at  $T^*$ , showing that, at  $T^*$ , another QP gap opens up at the Fermi level. Compare this to a typical SC, where  $\tau_{slow}$  plunges to the metallic value of  $\sim 0.5$  ps immediately after  $T_c$ , and remains almost temperature-independent above  $T_c$ . We have also taken data on another underdoped BKFA with a similar  $T_c$ , and obtained a similar  $T^*$  of 55 K.

Further evidence for precursor pairing at  $T^*$  comes from the temperature dependence of  $A_{fast}$  — the SDW

amplitude. In the cuprate HTSCs, the proximity of  $d$ -wave superconductivity to antiferromagnetism is simply assumed as an experimental fact. However, from a microscopic point of view,  $d$ -wave superconductivity in the cuprates turns out to be the winner of the competition between these two orders [30] — this statement may also hold for the extended  $s_{\pm}$  pairing that the pnictide SCs are thought to have, where the gaps at the hole and electron pockets are of *opposite* signs to each other [31]. In our underdoped sample, if a PO develops at  $T^*$ , the SC fluctuations associated with the PO will start to “win over”, i.e. suppress, SDW even in the normal state. This would explain the suppression of SDW below  $T^*$  in our underdoped sample [Fig. 3(c)]. The rather broad peak in  $\tau_{slow}$  at  $T^*$  might indicate the presence of disorder. It implies that, though the PO develops at  $T^*$ , disorder may cause the QP excitations to be partially gapless.

Due to partial Fermi surface nesting, the formation of SDW only induces a partial gap opening on the Fermi surface [32]. Thus, in the SDW islands, the fast relaxation rate is the sum of QP relaxations across the gapped and ungapped regions of the SDW Fermi surface:  $1/\tau_{fast} = 1/\tau_{fast}^{gapped} + 1/\tau_{fast}^{gapless}$ . Below  $T_c$ , the rise of the magnetic resonance mode in the neighboring SC regions renormalizes the SDW fluctuations in the SDW islands, making  $\tau_{fast}^{gapless}$ , and hence  $\tau_{fast}$ , smaller than the corresponding  $\tau_{fast}$  in the normal state. This explains the downturn of  $\tau_{fast}$  in the SC state.

Recent photoemission data offered evidence of precursor pairing in the iron pnictide SCs, such as in La(O,F)FeAs [33, 34] and Sm(O,F)FeAs [35]. The Nernst effect in La(O,F)FeAs also suggested the presence of a “precursor state” between  $T_c$  and 50 K in which magnetic fluctuations are strongly suppressed [36]. A recent pump-probe study of Sm(O,F)FeAs gave evidence of a pseudogap-like feature with an onset around 200 K [26]. In our case, the PO is associated with an intermediate energy scale  $T^*$  between magnetism and superconductivity. Our PO does not compete with superconductivity, but competes with the SDW order. The PO that sets in at  $T^*$  seems to be intimately related to superconductivity, as its signature becomes the signature of superconductivity below  $T_c$ . Therefore, we suggest that the PO may be a precursor of the SC order, much like the Cooper pairing without phase coherence that precedes macroscopic superconductivity in cuprate HTSCs. The detailed nature of the PO, whether it is due to phase fluctuations [30] or their interplay with disorder, remains an open scientific question. Finally, note that the ratio  $T^*/T_c > 2$  has also been observed in underdoped cuprates [37], and various theories [38, 39] have attempted to account for it.

In conclusion, our results on underdoped (Ba,K)Fe<sub>2</sub>As<sub>2</sub> suggest the existence of precursor superconductivity above  $T_c$  that suppresses antiferromagnetism. We also offer evidence of the renormalization of SDW fluctuations by the magnetic resonance mode,

in the framework of mesoscopic phase separation and partial SDW Fermi surface nesting.

This work was supported by the LANL LDRD program, the Singapore Ministry of Education AcRF Tier 1 (RG41/07) and Tier 2 (ARC23/08), the National Science Foundation of China, the 973 project and the National Basic Research Program of China (Contract No. 2009CB929104), the Chinese Academy of Sciences, PC-SIRT of the Ministry of Education of China (Contract No. IRT0754), MEXT-CT-2006-039047 and the National Research Foundation of Singapore.

- 
- [1] Y. Kamihara, T. Watanabe, M. Hirano, and H. Hosono, *J. Am. Chem. Soc.* **130**, 3296 (2008).
  - [2] X. H. Chen *et al.*, *Nature* **453**, 761 (2008).
  - [3] G. Wu *et al.*, *Europhys. Lett.* **84**, 27010 (2008).
  - [4] N. Ni *et al.*, *Phys. Rev. B* **78**, 014507 (2008).
  - [5] M. Rotter, M. Tegel, and D. Johrendt, *Phys. Rev. Lett.* **101**, 107006 (2008).
  - [6] J. Moser *et al.*, *Eur. Phys. J. B* **1**, 39 (1998).
  - [7] N. D. Mathur *et al.*, *Nature* **394**, 39 (1998).
  - [8] S. A. Kivelson *et al.*, *Rev. Mod. Phys.* **75**, 1201 (2003).
  - [9] S. Sachdev, *Rev. Mod. Phys.* **75**, 913 (2003).
  - [10] S. Hufner, M. A. Hossain, A. Damascelli, and G. A. Sawatzky, *Rep. Prog. Phys.* **71**, 062501 (2008).
  - [11] C. de la Cruz *et al.*, *Nature* **453**, 899 (2008).
  - [12] M. Rotter, M. Pangerl, M. Tegel, and D. Johrendt, *Angew. Chem. Int. Ed.* **47**, 7949 (2008).
  - [13] J. T. Park *et al.*, *Phys. Rev. Lett.* **102**, 117006 (2009).
  - [14] A. D. Christianson *et al.*, *Nature* **456**, 930 (2008).
  - [15] R. H. Liu *et al.*, *Nature* **459**, 64 (2009).
  - [16] V. V. Kabanov, J. Demsar, B. Podobnik, and D. Mihailovic, *Phys. Rev. B* **59**, 1497 (1999).
  - [17] E. E. M. Chia *et al.*, *Phys. Rev. Lett.* **99**, 147008 (2007).
  - [18] G. F. Chen *et al.*, *Phys. Rev. B* **78**, 224512 (2008).
  - [19] H. Chen *et al.*, *Europhys. Lett.* **85**, 17006 (2009).
  - [20] A. Rothwarf and B. N. Taylor, *Phys. Rev. Lett.* **19**, 27 (1967).
  - [21] V. V. Kabanov, J. Demsar, and D. Mihailovic, *Phys. Rev. Lett.* **95**, 147002 (2005).
  - [22] J. Demsar, J. L. Sarrao, and A. J. Taylor, *J. Phys.: Condens. Matter* **18**, R281 (2006).
  - [23] E. E. M. Chia *et al.*, *Phys. Rev. B* **74**, 140409(R) (2006).
  - [24] H. Ding *et al.*, *Europhys. Lett.* **83**, 47001 (2008).
  - [25] See EPAPS supplementary material at ??? for more figures and discussions .
  - [26] T. Mertelj *et al.*, *Phys. Rev. Lett.* **102**, 117002 (2009).
  - [27] A. A. Aczel *et al.*, *Phys. Rev. B* **78**, 214503 (2008).
  - [28] D. K. Pratt *et al.*, arXiv:0903.2833 .
  - [29] R. D. Averitt *et al.*, *Phys. Rev. Lett.* **87**, 017401 (2001).
  - [30] P. A. Lee, N. Nagaosa, and X.-G. Wen, *Rev. Mod. Phys.* **78**, 17 (2006).
  - [31] I. I. Mazin, D. J. Singh, M. D. Johannes, and M. H. Du, *Phys. Rev. Lett.* **101**, 057003 (2008).
  - [32] J. Dong *et al.*, *Europhys. Lett.* **83**, 27006 (2008).
  - [33] T. Sato *et al.*, *J. Phys. Soc. Jpn.* **77**, 063708 (2008).
  - [34] Y. Ishida *et al.*, *Phys. Rev. B* **79**, 060503(R) (2009).
  - [35] H. Y. Liu *et al.*, *Chin. Phys. Lett.* **25**, 3761 (2008).
  - [36] Z. W. Zhu *et al.*, *New J. Phys.* **10**, 063021 (2008).

- [37] Ø. Fischer *et al.*, Rev. Mod. Phys. **79**, 353 (2007).
- [38] G. Baskaran, Z. Zou, and P. W. Anderson, Solid State Commun. **63**, 973 (1987).
- [39] Q. Chen, J. Stajic, S. N. Tan, and K. Levin, Phys. Rep. **412**, 1 (2005).