

Knots and Links in Physical Systems ¹

Roman V. Buniy ²,

Physics Department, Indiana University, Bloomington, IN 47405, USA

Martha J. Holmes ³ and Thomas W. Kephart ⁴

Department of Physics and Astronomy, Vanderbilt University, Nashville, TN 37235, USA

Abstract: Few physical systems with topologies more complicated than simple gaussian linking have been explored in detail. Here we focus on examples with higher topologies in non-relativistic quantum mechanics and in QCD.

1 Generalized Aharonov-Bohm and Josephson effects

Topology has played an important role in physics in recent years, but unlike in biology, most work done so far has involved the simplest nontrivial topology—gaussian linking. Here we discuss more complex topologies and their implications for physical systems.

Let us start by recalling two prominent examples of the use of gaussian linking in non-relativistic quantum mechanics, the magnetic Aharonov-Bohm effect [1] and the Josephson effect [2], see also Ref. [3]. We can generalize both these systems to higher order linking and/or knotting [4].

The magnetic Aharonov-Bohm effect, see Fig. 1, results when a charged particle travels around a closed path in a region of vanishing magnetic field but nonvanishing vector potential. The wave function of the particle is affected by the vector potential and a vector potential dependent interference pattern proportional to magnetic flux occurs at a detection screen. The conclusion one draws is that the vector potential is more fundamental than the magnetic field. The definitive experiments were done here in Japan [5].

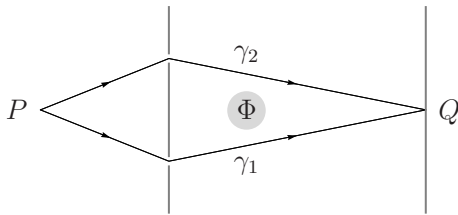


Figure 1: A plane projection of the standard magnetic Aharonov-Bohm effect apparatus.

Shown in Fig. 2 is a schematic of a Borromean ring arrangement to detect the second order phase ϕ_{12} , where C_1 and C_2 are magnetic solenoids carrying flux Φ_1 and Φ_2 , and C'_3 and C''_3 correspond to two topologically distinct semi-classical paths and are parts of the closed path C_3 for the wave function of a charged particle starting from the source and ending at the screen [6]. To prevent gaussian linking of the wave function with the solenoids there is a rectangular

¹Presented by TWK at “Knots and soft-matter physics”, YITP, Kyoto, August, 2008.

²E-mail: roman.buniy@gmail.com

³E-mail: martha.j.holmes@vanderbilt.edu

⁴E-mail: tom.kephart@gmail.com

plate in the plane of C_1 . We predict interference proportional to $(e/\hbar c)^2 \Phi_1 \Phi_2$. For the case of knotting see Ref. [7].

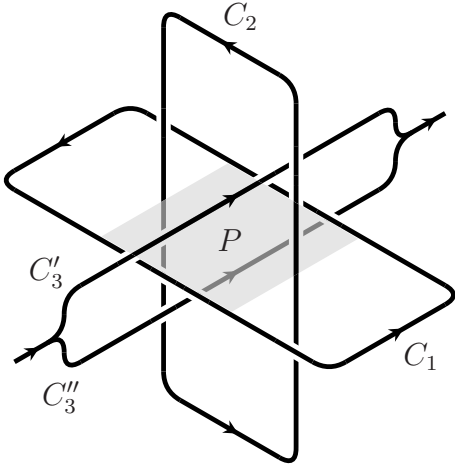


Figure 2: Schematic of a Borromean ring arrangement to detect the second order phase.

A similar generalization of the Josephson experiment to higher order linking, is possible [8], see Fig. 3. There one predicts the maximum current flowing through the superconductor from P to Q to be

$$J_{\max} = J_0 \left| \cos \left(\frac{\pi \Phi_1 \Phi_2}{\Phi_0} \right) \right|, \quad (1)$$

where Φ_0 is the fluxoid.

2 Tightly Knotted QCD Flux Tubes as Glueballs

The study of bosonic exchange particles in hadronic physics have a long illustrious history going back to the work of Yukawa [9]. The quark model is sufficient to describe most of the spectrum of hadronic bound states, but after filling the multiplets, a number of states remain and it has been suggested that at least one of these states is a glueball—states with no valance quarks. Two of us have suggested that the glueball spectrum of QCD is a result of tight knots and links

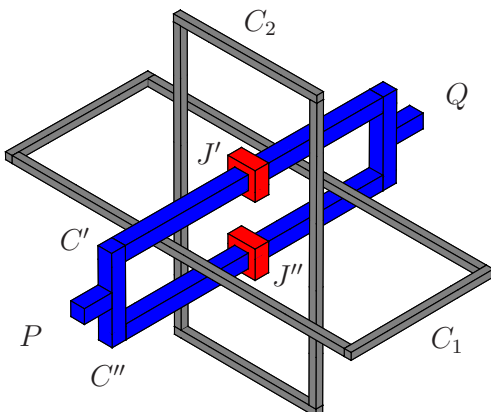


Figure 3: A schematic of a generalized magnetic Josephson effect apparatus. J' and J'' are Josephson junctions. C_1 and C_2 are solenoids.

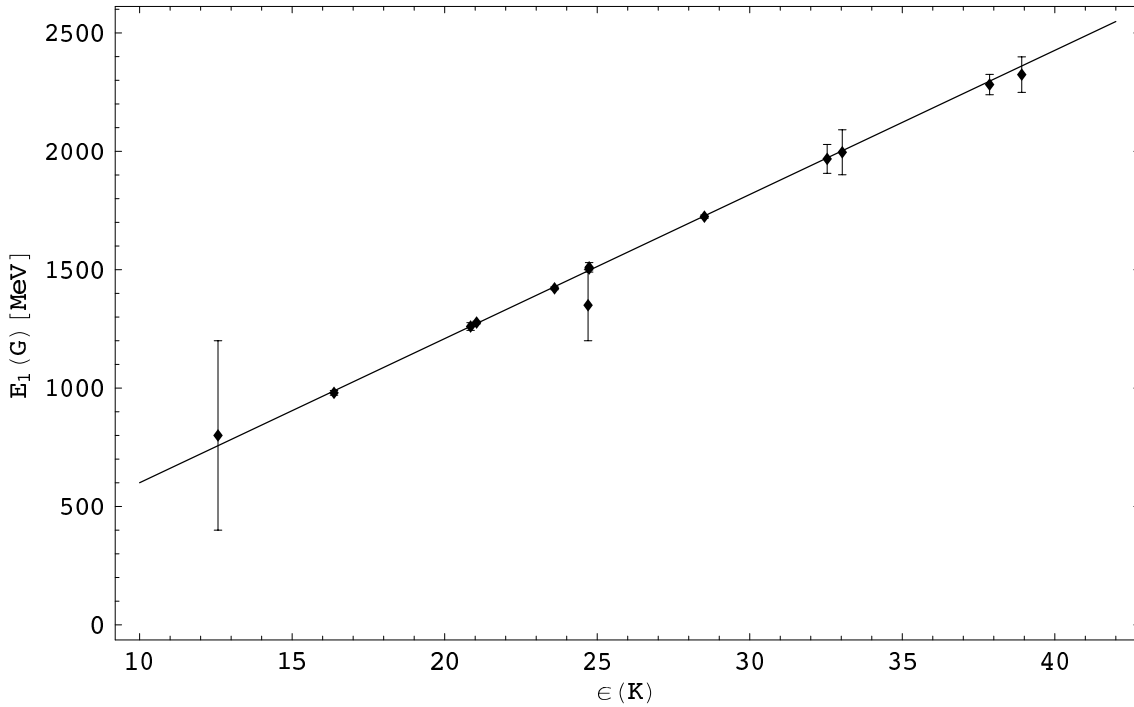


Figure 4: Preliminary fit of f_0 states to the tight knot/link spectrum.

of quantized chromo-electric flux [10]. (The study of tight knots started in biology, see Ref. [11].) This provides an infinite spectrum, up to stability of new hadronic states, and predicts their energies. Identifying knot lengths with particle energies means the glueball spectrum is the same as the tight knot spectrum up to an overall scaling parameter. A preliminary fit matching the most recent knot/link lengths [12] with the presumed glueball states [13] of zero angular momentum, the f_0 states, is shown in Fig. 4, see Ref. [14].

Other systems of tightly knotted fluxes or other types of matter/energy should all generate universal behavior, with spectra all corresponding to the length of knots and links up to a single overall scaling parameter [10].

In the present model, glueball candidates of non-zero angular momentum, called f_J states, correspond to spinning knots and links. To calculate rotational energies we need the moment of inertia tensor for each tight knot and link. We can get exact results for links with planar components. E.g., in its center of mass frame, the moment of inertia tensor for a Hopf link of uniform density is

$$I_{\text{Hopf}} = \begin{pmatrix} 21 & 0 & 0 \\ 0 & \frac{75}{2} & 0 \\ 0 & 0 & \frac{75}{2} \end{pmatrix} \pi^2 \rho a^5, \quad (2)$$

where one torus is in the xz -plane and the other is in the yz -plane. Note this inertia tensor corresponds to a prolate spheroid as do other straight chains of links with an even number of elements. Odd straight chains do not have so much symmetry. Moment of inertia tensors of other knots and links can be calculated by Monte Carlo methods [15]. For further discussion and a detailed analysis of both the zero and non-zero angular momentum f_J states including calculations of moment of inertia tensor see Ref. [16].

Acknowledgments

TWK thanks the Yukawa Institute Theoretical Physics and the Vanderbilt College of A&S for travel support. The work of RVB was supported by DOE grant number DE-FG02-91ER40661 and that of MJH and TWK by DOE grant number DE-FG05-85ER40226.

References

- [1] Y. Aharonov and D. Bohm, Phys. Rev. **115**, 485 (1959).
- [2] B. D. Josephson, Physics Letters, **1**, 251 (1962).
- [3] R.P. Feynman, R. B. Leighton and M. Sands, *Feynman Lectures on Physics*, Addison-Wesley, Reading, MA, 1965.
- [4] The relevant topology can be found in D. Rolfsen, *Knots and Links*, Publish or Perish, Berkeley, California (1976).
- [5] A. Tonomura, N. Osakabe, T. Matsuda, T. Kawasaki, J. Endo, S. Yano, H. Yamada, Phys. Rev. Lett. **56**, 792, (1986)
- [6] R. V. Buniy and T. W. Kephart, Phys. Lett. A **372**, 2583 (2008) [arXiv:hep-th/0611334] and R. V. Buniy and T. W. Kephart, Phys. Lett. A **372**, 4775 (2008) [arXiv:hep-th/0611335].
- [7] R. V. Buniy and T. W. Kephart, arXiv:0808.1891 [hep-th].
- [8] R. V. Buniy and T. W. Kephart, arXiv:0808.1892 [hep-th].
- [9] H. Yukawa, Proc. Phys. Math. Soc. Jap. **17**, 48 (1935).
- [10] R. V. Buniy and T. W. Kephart, Phys. Lett. B **576**, 127 (2003) [arXiv:hep-ph/0209339]; R. V. Buniy and T. W. Kephart, Int. J. Mod. Phys. A **20**, 1252 (2005) [arXiv:hep-ph/0408027]; R. V. Buniy and T. W. Kephart, Published in Physical and Numerical Models in Knot Theory Including Applications to the Life Sciences. Edited by J. Calvo, K.C. Millett, E.J. Rawdon and A. Stasiak. World Scientific, 2005. p. 45. arXiv:hep-ph/0408025.
- [11] V. Katritch, et al., Nature 384 (1996) 142; V. Katritch, et al., Nature 388 (1997) 148.
- [12] T. Ashton, J. Cantarella, M. Piatek and E. Rawdon, arXiv:0508248 [math.DG].
- [13] C. Amsler *et al.* [Particle Data Group], Phys. Lett. B **667**, 1 (2008).
- [14] Roman V. Buniy, Martha J. Holmes and Thomas W. Kephart, to appear.
- [15] J. Cantarella, et al., to appear.
- [16] Martha J. Holmes, Ph.D. dissertation (2008), to appear.