

Long-distance quantum communication with “polarization” maximally entangled states

Fang-Yu Hong,¹ Shi-Jie Xiong,² and W.H. Tang¹

¹*Department of Physics, Center for Optoelectronics Materials and Devices,
Zhejiang Sci-Tech University, Xiasha College Park, Hangzhou, Zhejiang 310018, CHINA*

²*National Laboratory of Solid State Microstructures and Department of Physics, Nanjing University, Nanjing 210093, China*
(Dated: August 26, 2021)

We propose a scheme for long-distance quantum communication where the elementary entanglement is generated through two-photon interference and quantum swapping is performed through one-photon interference. Local “polarization” maximally entangled states of atomic ensembles are generated by absorbing a single photon from on-demand single-photon sources. This scheme is robust against phase fluctuations in the quantum channels, moreover speeds up long-distance high-fidelity entanglement generation rate.

PACS numbers: 03.67.Hk, 03.67.Bg, 42.50.Md

Keywords: quantum entanglement, quantum repeater, atomic ensemble

Entanglement plays a fundamental role in quantum information science [1] because it is a crucial requisite for quantum metrology [2], quantum computation [3, 4], and quantum communication [3, 5]. Quantum communication opens a way for completely secure transmission of keys with the Ekert protocol [6] and exact transfer of quantum states by quantum teleportation [7]. Because of losses and other noises in quantum channels, the communication fidelity falls exponentially with the channel length. In principle, this problem can be circumvented by applying quantum repeaters [5, 8–11], of which the basic principle is to separate the full distance into shorter elementary links and to entangle the links with quantum swaps [7, 12]. A protocol of special importance for long-distance quantum communication with collective excitations in atomic ensembles has been proposed in a seminal paper of Duan *et al.* [13]. After that considerable efforts have been devoted along this line [14–20].

In Duan-Lukin-Cirac-Zoller (DLCZ) protocol, entanglement in the elementary links is created by detecting a single photon from one of two ensembles. The probability p of generating one excitation in two ensembles is related to the fidelity of the entanglement, leading to the condition $p \ll 1$ to guaranty an acceptable quality of the entanglement. But when $p \rightarrow 0$, some experimental imperfections such as stray light scattering and detector dark counts will contaminate the entangled state increasingly [20], and subsequent processes including quantum swap and quantum communication become more challenging for finite coherent time of quantum memory [16]. To solve this problem, protocols based on single photon source [16, 17] and photon pair source [21] were suggested. However, for the scheme proposed in Ref. [16] the “vacuum” coefficient c_0 [13] of the state of the elementary link is near 1, which causes the probability p_i ($i = 1, 2, \dots, n$) of successful quantum swap to be very low and thus the capability of the scheme in increasing quantum communication rate to be weak, where n is the nesting level of swap. For the schemes suggested in Refs. [17, 21], the same problem exists owing to the fact that the efficiency of storage of a single photon in a quantum memory is far from ideal. Furthermore, all schemes based on measuring a single-photon via single-

photon detectors suffer from the imperfections from the detector dark counts and its incapability of distinguishing one photon from two photons.

Here we present a protocol for long-distance quantum communication using linear optics and atomic ensembles. To overcome the low probability p in DLCZ protocol, we generate the entanglement in every node with on-demand single photon source. To solve the problem of the large “vacuum” coefficient c_0 in Refs. [16, 17, 21], the quantum swapping is performed based on “polarization” maximally entangled states [13]. Our scheme can automatically eliminate the imperfection arising from the incapability of the single-photon detectors in distinguishing one photon from two photons and can exclude partially the imperfection due to the detector dark counts, which is the major imperfection on the quality of the entanglement for the previous schemes [17]. With this scheme the quantum communication rate can be significantly increased by several orders of magnitude with higher quantum communication fidelity for a distance 2500 km compared with the DLCZ protocol. To be insensitive to the phase fluctuation in the quantum channel [19, 22], our previous propose for quantum communication [23] employs two-photon Hong-Ou-Mandel-type (HOMT) interferences to generate local entanglement, to distribute basic entanglement between distance L_0 , and to connect entanglement with quantum swap. Because the phase instability in the local quantum channel is easy to control, this scheme uses single-photon Mach-Zehnder-type interferences to generate local entanglement and to connect entanglement, and uses two-photon HOMT interferences only to distribute basic entanglement to simplify the physical setup.

The quantum memory in our scheme can be a cloud of N_a identical atoms with pertinent level structure shown in Fig. 1 b. One ground state $|g\rangle$ and two metastable states $|s\rangle$ and $|t\rangle$ may be provided by, for instance, hyperfine or Zeeman sublevels of the electronic ground state of alkali-metal atoms, where long relevant coherent lifetime has been observed [24–26]. The atomic ensemble is optically thick along one direction to enhance the coupling to light [13]. State $|e_1\rangle$ is an excited state. A single photon emitted with a repetition rate

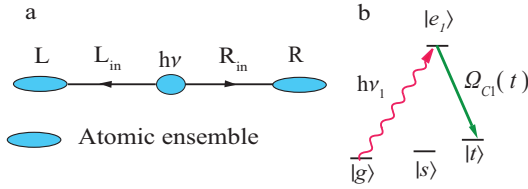


FIG. 1: (Color online) (a) Schematic illustration of entanglement establishment between two atomic ensembles L and R through on-demand single-photon sources. (b) The relevant level configuration of atoms in the ensembles and the coupling with pulses.

r from an on-demand single-photon source [16, 27] located halfway between quantum memories L and R in every node is split into an entangled state of optical modes L_{in} and R_{in} (Fig. 1 a) described by

$$|\psi_{in}(\phi)\rangle = \frac{1}{\sqrt{2}} (|0_{L_{in}}\rangle|1_{R_{in}}\rangle + e^{i\phi}|1_{L_{in}}\rangle|0_{R_{in}}\rangle) \quad (1)$$

where ϕ denotes an unknown difference of the phase shifts in the L and R side channels. This state then is coherently mapped onto the state of atomic ensembles L and R :

$$|\psi(\phi)\rangle_{LR} = \frac{1}{\sqrt{2}} (T_L^\dagger + e^{i\phi}T_R^\dagger)|0_a\rangle_L|0_a\rangle_R \quad (2)$$

by applying techniques such as adiabatic passage based on dynamic electromagnetically induced transparency [16], where $T \equiv 1/\sqrt{N_a} \sum_{i=1}^{N_a} |g\rangle_i \langle t|$ is the annihilation operator for the symmetric collective atomic mode T [13] and $|0_a\rangle \equiv \otimes_i |g\rangle_i$ is the ensemble ground state. Considering photon loss, which includes the optical absorption in the quantum channel and the inefficiency of the excitation transfer from the optical mode to quantum memory mode, the state of ensembles R and L can be described by an effective maximally entangled (EME) state [13]

$$\rho_{LR}(c_0, \phi) = \frac{1}{c_0 + 1} (c_0|0_a0_a\rangle_{LR}\langle 0_a0_a| + |\psi(\phi)\rangle_{LR}\langle \psi(\phi)|) \quad (3)$$

where c_0 is the vacuum coefficient.

Before proceeding we discuss the conversion of the collective atomic excitation T into the atomic excitation S given by $S \equiv 1/\sqrt{N_a} \sum_{i=1}^{N_a} |g\rangle_i \langle s|$. Consider the atoms have an excited state $|e_2\rangle$ satisfying the condition that the dipole moments of the atomic transitions $\mathbf{er}_1 = e\langle g|\mathbf{r}|e_2\rangle = 0$, $\mathbf{er}_2 = e\langle s|\mathbf{r}|e_2\rangle \neq 0$, and $\mathbf{er}_3 = e\langle t|\mathbf{r}|e_2\rangle \neq 0$ [28]. The transition $|s\rangle \rightarrow |e_2\rangle$ of each of these atoms is coupled to a quantized radiation mode described by an annihilation operator \hat{a} with a coupling constant g ; the transitions from $|e_2\rangle \rightarrow |t\rangle$ are resonantly driven by a classical control field of Rabi frequency Ω_{c2} (Fig.2). The interaction Hamiltonian of this systems is in the form [29]

$$H_{in} = \hbar g \hat{a} \sum_{i=1}^N \hat{\sigma}_{e_2s}^i + \hbar \Omega_{c2}(t) \sum_{i=1}^N \hat{\sigma}_{e_2t}^i + H.c. \quad (4)$$

where $\hat{\sigma}_{\mu\nu}^i = |\mu\rangle_i \langle \nu|$ is the flip operator of the i th atom between states $|\mu\rangle$ and $|\nu\rangle$. This interaction Hamiltonian has the dark

state with zero adiabatic eigenvalue [29–31],

$$|D\rangle = \cos \theta(t) S^\dagger |g\rangle |1\rangle - \sin \theta(t) T^\dagger |g\rangle |0\rangle, \quad (5)$$

where $\tan \theta = g/\Omega_{c2}(t)$ and $|m\rangle$ denotes the radiation state with m photon. Thus with this dark state, by applying a retrieval pulse of suitable polarization that is resonant with the atomic transition $|t\rangle \rightarrow |e_2\rangle$, the atomic excitation T in an atom ensemble can be converted into the atomic excitation S while a photon which has polarization and frequency different from the retrieval pulse is emitted [13, 23, 25, 28, 29, 32]. Because this conversion process does not involve the collective enhancement, its efficiency is low.

Now we discuss the generation of local entanglement. Two pairs of ensembles are prepared in the same EME state $\rho_{L_i R_i}$ ($i = 1, 2$) at every node with the vacuum coefficient c_0 (Fig.2). The ϕ parameters in $\rho_{L_1 R_1}$ and $\rho_{L_2 R_2}$ are equal assuming that the two EME states are generated through the same stationary channels. The state of the two pairs of ensembles can be described with $\rho_{L_1 R_1} \otimes \rho_{L_2 R_2}$. By applying retrieval pulses on resonance with the atomic transition $|t\rangle \rightarrow |e_2\rangle$, the atomic excitations T are transformed simultaneously into excitations S while photons are emitted. After the conversion, the stimulated photons overlap at a 50%-50% beam split (BS), and then are recorded by the single-photon detectors D_{L_1} , D_{L_2} (D_{R_1} , D_{R_2}) which measures the combined radiation from two samples, $a_{+L}^\dagger a_{+L}$ or $a_{-L}^\dagger a_{-L}$ ($a_{+R}^\dagger a_{+R}$ or $a_{-R}^\dagger a_{-R}$), with $a_{\pm i} = a_i \pm e^{i\phi_i} a_{2i}$, $i = L, R$ [13]. In the following discussion, we assume $\phi_L = \phi_R$, which is easy to control for the local transformation [22, 33]. Only the coincidences of the two-side detectors are recorded, so the protocol succeeds with a probability p_r only if both of the detectors on the left and right sides have a click. Under this circumstance, the vacuum components in the EME states, the state components $T_{L_1}^\dagger T_{L_2}^\dagger |vac\rangle$, and $T_{R_1}^\dagger T_{R_2}^\dagger |vac\rangle$ have no effect on the experimental results, where $|vac\rangle$ is the ground state of the ensemble $|0_a0_a0_a0_a\rangle_{L_1 R_1 L_2 R_2}$. Thus, after the conversion, the state of system of four ensembles can be written as the following polarization maximally entangled (PME) state

$$|\psi\rangle_{PME}^\pm = (S_{L_1}^\dagger S_{R_2}^\dagger \pm S_{L_2}^\dagger S_{R_1}^\dagger) |vac\rangle / \sqrt{2}. \quad (6)$$

Without loss of generality, we assume that the generated PME is $|\psi\rangle_{PME}^+$ in the following discussion. The success probability for entanglement generation at every node is $p_r = \eta_p^2 \eta_s^2 \eta_e^2 \eta_d^2 / 2$, where we denote the probability of emitting one photon by the single-photon source with η_p , the efficiency for the atomic ensemble storing a photon by η_s , the efficiency for the atomic ensemble emitting a photon during the process $T^\dagger |0_a\rangle \rightarrow S^\dagger |0_a\rangle$ by η_e , and the single-photon detection efficiency by η_d . The average waiting time for successful generating a local entanglement state is $T_l = \frac{1}{r p_r}$.

Then we show how to distribute basic entanglement between neighboring nodes at a distance L_0 . The atomic ensembles at neighboring nodes A and B are prepared in the state $|\psi\rangle_{PME}^+$, then illuminated simultaneously by retrieval laser pulses on resonance of the atomic transition $|s\rangle \rightarrow |e_3\rangle$, where

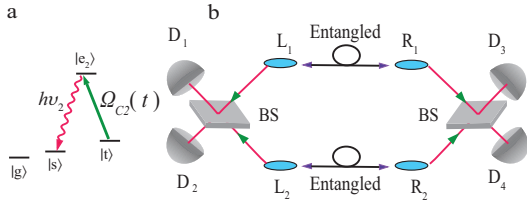


FIG. 2: (Color online)(a) The relevant level configuration of the atoms in the ensemble and coupling pulses. (b) Configuration for projecting an effective maximally entangled (EME) state to a "polarization" maximally entangled (PME) state.

$|e_3\rangle$ an excited state, the atomic excitations S are transformed simultaneously into anti-Stokes photons. We assume the anti-stokes photons are in an orthogonal polarization state $|H\rangle$ from ensemble A_{R1}, B_{L1} and $|V\rangle$ from ensemble A_{R2}, B_{L2} , which represent horizontal and vertical linear polarization, respectively.

After the conversion, the Stokes photons from site A and B at every node are directed to the polarization beam splitter (PBS) and experience two-photon Bell-state measurement (BSM) (shown in Fig.3) at the middle point to generate an entanglement between the atomic ensembles A_{Li} and B_{Ri} ($i=1,2$). Only the coincidences of the two single-photon detectors D_1 and D_4 (D_1 and D_3) or D_2 and D_3 (D_2 and D_4) are recorded, so the protocol is successful only if each of the paired detectors have a click. Under this circumstance, the vacuum components in the EME states, one-excitation components like $S_{L_1}^\dagger|vac\rangle$, and the two-excitation components $S_{A_{L1}}^\dagger S_{B_{R1}}^\dagger|vac\rangle$ and $S_{A_{L2}}^\dagger S_{B_{R2}}^\dagger|vac\rangle$ have no effect on the experimental results [35]. A coincidence click between single-photon detectors, for example, D_1 and D_4 will project the four atomic ensembles into PME state [22, 34, 35]

$$|\Psi\rangle_{AB}^+ = \frac{1}{\sqrt{2}}(S_{A_{L1}}^\dagger S_{B_{R2}}^\dagger + S_{A_{L2}}^\dagger S_{B_{R1}}^\dagger)|vac\rangle. \quad (7)$$

The success probability for entanglement generation within the attenuation length is $p_b = \eta_{e2}^2 \eta_d^2 \eta_i^2 / 2$, where η_{e2} denotes the efficiency for the atomic ensemble emitting a photon during the process $S^\dagger|0_a\rangle \rightarrow |0_a\rangle$ and $\eta_i = \exp[-L_0/(2L_{att})]$ is the fiber transmission efficiency with the attenuation length L_{att} .

After successful generation of PME states within the basic link, we can extend the quantum communication distance through entanglement swapping with the configuration shown in Fig.4. We have two pairs of ensembles— A_1, A_2, B_{L1} and B_{L2} , and B_{R1}, B_{R2}, C_1 and C_2 , — located at three sites A, B , and C . Each pair of ensembles is prepared in the PME state (Eq. (7)). The stored atomic excitations of four ensembles B_{L1} and B_{L2} , and B_{R1}, B_{R2} are transferred into light at the same time with near unity efficiency. The stimulated optical excitations interfere at a 50%-50% beam splitter, and then are detected by single-photon detectors D_1, D_2, D_3 , and D_4 . Only if each pair of detectors (D_1, D_2), and (D_3, D_4), has a click, the protocol is successful with a probability $p_1 = \eta_{e2}^2 \eta_d^2 / 2$ and a

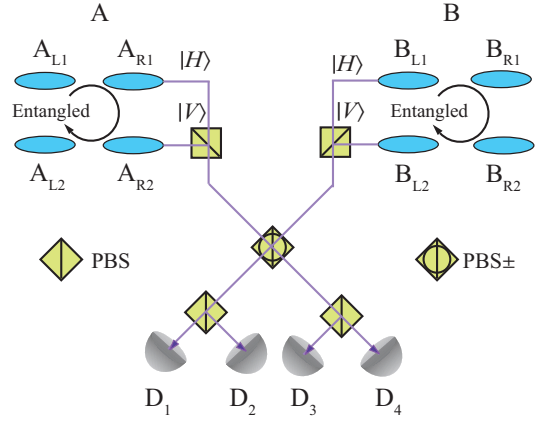


FIG. 3: (Color online) Schematic illustration of basic entanglement generation with length L_0 . Up to a local unitary phase shift the coincidence count between single-photon detectors D_1 and D_4 (D_1 and D_3) or D_2 and D_3 (D_2 and D_4) will project the atomic ensembles at A_{Li} and B_{Ri} ($i = 1, 2$) into a PME state in the form of equation (7). PBS (PBS_\pm) transmits $|H\rangle$ ($|+\rangle$) photons and reflects $|V\rangle$ ($|-\rangle$) photons, where $|\pm\rangle = \frac{1}{\sqrt{2}}(|H\rangle \pm |V\rangle)$.

PME state in the form of equation (7) is established among the ensembles A_1, A_2, C_1 , and C_2 with a doubled communication distance. Otherwise, we need to repeat the previous processes

The scheme for entanglement swapping can be applied to arbitrarily extend the communication distance. For the i th ($i = 1, 2, \dots, n$) entanglement swapping, we first prepare simultaneously two pairs of ensembles in the PME states (Eq. (7)) with the same communication length L_{i-1} , and then make entanglement swapping as shown by Fig. 4 with a success probability $p_i = \eta_{e2}^2 \eta_d^2 / 2$. After a successful entanglement swapping, a new PME state is established and the communication length is extended to $L_i = 2L_{i-1}$. Since the i th entanglement swapping needs to be repeated on average $1/p_i$ times, the average total time needed to generating a PME state over the distance $L_n = 2^n L_0$ is given by [21]

$$T_{tot} = \left(\frac{L_0}{c} + \frac{1}{r p_r} \right) \frac{1}{p_b \prod_{i=1}^n p_i} \left(\frac{3}{2} \right)^n \quad (8)$$

with c being the light speed in the optical fiber.

After a PME state has been generated between two remote sites, quantum communication protocols, such as cryptography and Bell inequality detection, can be performed with that PME state like the DLCZ scheme [13]. The established long-distance PME state can be used to faithfully transfer unknown state through quantum teleportation with the configuration shown in Fig. 5. Two pairs of atomic ensembles L_1, R_1 and L_2, R_2 are prepared in the PME state. The unknown state which is to be transferred is described by $(\alpha S_{L_1}^\dagger + \beta S_{L_2}^\dagger)|0_a 0_a\rangle_{L_1 L_2}$ with unknown coefficient α and β , where $S_{L_1}^\dagger$ and $S_{L_2}^\dagger$ are the collective atomic operators for the two ensembles L_1 and L_2 . The collective atomic excitations in the ensembles L_1, L_2 are transferred into optical excitations simultaneously. After a

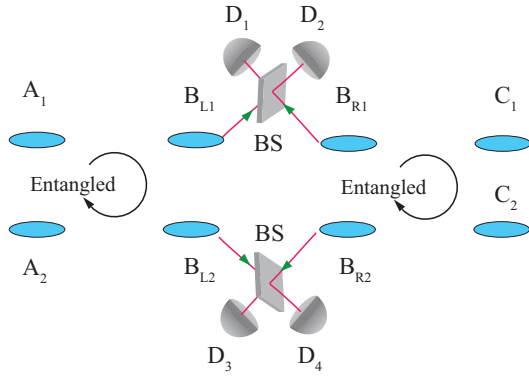


FIG. 4: (Color online) Configuration for entanglement swapping.

50%-50% beam splitter, the optical excitations are measured by detectors D_{I_1}, D_{L_1} and D_{I_2}, D_{L_2} . Only if there is one click in D_{I_1}, D_{L_1} and one click in D_{I_2}, D_{L_2} , the state transfer is successful, and the unknown state $(\alpha S_{I_1}^\dagger + \beta S_{L_2}^\dagger)|0_a 0_a\rangle_{R_1, R_2}$ appears in the ensembles R_1 and R_2 up to a local π -phase rotation. Unlike the DLCZ protocol, this scheme does not need posterior confirmation of the presence of the excitation to teleportation unknown state.

Now we evaluate the perform of the scheme numerically. The conversion efficiency η_{e1} may be low, assuming to be 0.01. If we assume that $r = 50$ MHz, $\eta_p = 1$, $\eta_s = \eta_{e2} = 0.9$, $\eta_d = 0.9$, $L_n = 2500$ km, $L_{att} = 22$ km for photons with wavelength of $1.5\mu\text{m}$ [17], $c = 2.0 \times 10^5$ km/s, and $n = 4$, equation (8) gives the average total time $T_{tot} = 2251$ s, in contrast to the average total time $T_{tot} = 650000$ s for the DLCZ protocol and $T_{tot} = 15300$ s for single-photon source (SPS) protocol [17] with the above parameters. Thus, compared with the SPS protocol, this scheme can significantly reduce the average total time for successful quantum communication. Note that e_2 can be enhanced by putting the atomic ensembles in a low-finesse ring cavity [13] and one can exploited many kinds of on-demand single-photon sources, such as molecule-based sources with max rate 100 MHz and quantum-dot-based sources with max rate 1 GHz [36].

To enhance the conversion efficiency η_{e1} , we can use a cavity with a quality factor Q . According to the the literature [13], in the free-space limit the signal-to-noise ratio R_{sn} between the coherent interaction rate and the decay rate can be estimated as

$$R_{sn} \sim \frac{4N_a |g_c|^2}{\kappa \gamma_s} \sim 3 \frac{\rho_n L_a}{k_s^2} \sim d_o, \quad (9)$$

where ρ_n and d_o denote the density and the on-resonance optical depth of the atomic ensemble, respectively, L_a is the length of the pencil-shape atomic ensemble, $k_s = \omega_s/c = 2\pi/\lambda_s$ is the wave vector of the cavity mode, and κ is the cavity decay rate. κ is relate to the quality factor Q of the cavity $\kappa = \omega_s/Q$ [37]. Thus for the case of the cavity with a quality factor Q , we have

the signal-to-noise ratio

$$R_{sn} \sim \frac{4N_a |g_c|^2}{\kappa \gamma_s} \sim 3 \frac{\rho_n L_a}{k_s^2} Q \sim 3 \frac{\rho_n L_a \lambda_s^2}{4\pi^2} Q \sim d_o, \quad (10)$$

which shows that the cavity quality factor Q and the atom number of the ensemble N play a similar role in enhancing the atom-photon interaction. To estimate the magnitude of the signal-to-noise ratio R_{sn} , we assume $3\rho_n L_a \lambda_s^2 / 4\pi^2 \sim 10^{-2}$ for the case of a single atom. Then we have $R_{sn} \sim 10 \sim d_o$ for $Q = 1000$. According to the research [38], the maximum total efficiency for a single photon storage in an atomic ensemble followed by retrieval can be larger than 0.5 for $d_o = 10$. Thus, the conversion efficiency η_{e1} larger than 0.01 is feasible if the atomic ensemble is placed in the cavity with a quality factor $Q = 1000$.

Now we discuss imperfections in our architecture for quantum communication. In the basic entanglement generation, the contamination of entanglement from processes containing two excitations can be arbitrarily suppressed with unending advances in single-photon sources [27, 36]. In the whole process of basic entanglement generation, connection, and entanglement application, the photon loss includes contributions from channel absorption, spontaneous emissions in atomic ensembles, conversion inefficiency of single-photon into and out of atomic ensembles, and inefficiency of single-photon detectors. This loss decreases the success probability but has no effect on the fidelity of the quantum communication performed. Decoherence from dark counts in the basic entanglement generation and the entanglement connection can be excluded, for example, if a dark count occurs on the up side (D_1 and D_2) (Fig. 4), because in this case there are two clicks in the down side detectors (D_2 and D_4), thus the protocol fails and the previous steps need to be repeated. Considering that the probability for a detector to give a dark count denoted by p_d smaller than 5×10^{-6} is within the reach of the current techniques [17], we can estimate the fidelity imperfection $\Delta F \equiv 1 - F$ for the generated long-distance PME states by

$$\Delta F = 2^{n+2} p_d < 3.2 \times 10^{-4} \quad (11)$$

for $n = 4$.

The imperfection that the detectors cannot distinguish between one and two photons only reduces the probability of successful entanglement generation and connection, but has no influence on both of the fidelity of the PME state generated and the quality of quantum communication. For instance, if two photons have been miscounted as one click in detectors D_{I_1} and D_{L_1} in Fig.5, then there is no click in the detectors D_{I_2} and D_{L_2} , thus the protocol says that the state transfer fails. Like DLCZ protocol, the phase shifts arising from the stationary quantum channels and the small asymmetry of the stationary set-up can be eliminated spontaneously when we generate the PME state from the EME state, and thus have no effect on the communication fidelity. Because the basic entanglement between distance L_0 is generated through two-photon interference, this scheme is robust against the phase fluctuation in the quantum channels [22].

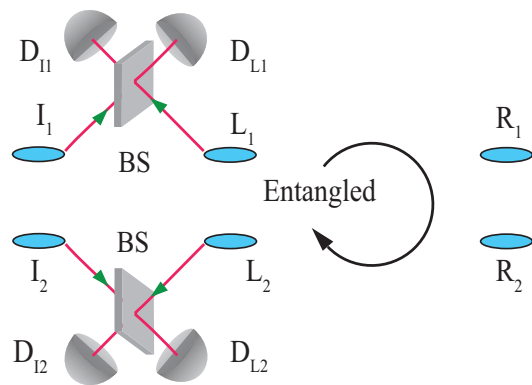


FIG. 5: (Color online) Configuration for probabilistic quantum teleportation of an unknown atomic “polarization” state.

In conclusion, we have proposed a robust scheme for long-distance quantum communication based on “polarization” maximally entangled state. Through this scheme, the rate of long-distance quantum communication may increase compared with the SPS protocol. At the same time, higher fidelity of long-distance quantum communication can be expected. Considering the simplicity of the physical set-ups used, this scheme may opens up the probability of efficient long-distance quantum communication.

Acknowledgments This work was supported by the State Key Programs for Basic Research of China (2005CB623605 and 2006CB921803), by National Foundation of Natural Science in China Grant Nos. 10474033 and 60676056, and the National Nature Science Foundation of China (Grant No. 50672088 and 60571029).

[1] P. Zoller *et al.*, Eur. Phys. J. D **36**, 203 (2005).
 [2] V. Giovannetti, S. Lloyd, and L. Maccone, Science **306**, 1330 (2004).
 [3] J.I. Cirac, P. Zoller, H.J. Kimble, and H. Mabuchi, Phys. Rev. Lett. **78**, 3221 (1997).
 [4] L.-M. Duan and H.J. Kimble, Phys. Rev. Lett. **92**, 127902 (2004).
 [5] H.-J. Briegel, W. Dür, J.I. Cirac, and P. Zoller, Phys. Rev. Lett. **81**, 5932 (1998).
 [6] A. Ekert, Phys. Rev. Lett. **67**, 661 (1991).
 [7] C.H. Bennett *et al.*, Phys. Rev. Lett. **73**, 3081 (1993).
 [8] L. Childress *et al.*, Phys. Rev. A **72**, 052330 (2005); Phys. Rev. Lett. **96**, 070504 (2006); J.I. Cirac *et al.*, Phys. Rev. Lett. **78**, 3221 (1997); W. Yao *et al.*, Phys. Rev. Lett. **95**, 030504 (2005); E. Waks *et al.*, Phys. Rev. Lett. **96**, 153601 (2006); C.H. Bennett *et al.*, Phys. Rev. Lett. **76**, 722 (1996); D. Deutsch *et al.*, Phys. Rev. Lett. **77**, 2818 (1996); W. Dür *et al.*, Phys. Rev. A **59**, 169 (1999);
 [9] P. van Loock *et al.*, Phys. Rev. Lett. **96**, 240501 (2006).

[10] T.D. Ladd *et al.*, New J. Phys. **8**, 184 (2006).
 [11] W.J. Munro *et al.*, Phys. Rev. Lett. **101**, 040502 (2008).
 [12] M. Zukowski, A. Zeilinger, M.A. Horne, and A. Ekert, Phys. Rev. Lett. **71**, 4287 (1993).
 [13] L.-M. Duan, M.D. Lukin, J.I. Cirac, and P. Zoller, Nature **414**, 413 (2001).
 [14] C.W. Chou, H. de Riedmatten, D. Felinto, S.V. Polyakov, S.J. van Enk, and H.J. Kimble, Nature **438**, 828 (2005).
 [15] C.-W. Chou, J. Laurat, H. Deng, K.S. Choi, H. de Riedmatten, D. Felinto, and H. J. Kimble, Science **316**, 1316 (2007).
 [16] K.S. Choi, H. Deng, J. Laurat, and H.J. Kimble, Nature **452**, 67 (2008).
 [17] N. Sangouard, C. Simon, J. Minář, H. Zbinden, H. de Riedmatten, and N. Gisin, Phys. Rev. A **76**, 050301 (2007).
 [18] C. Simon, H. de Riedmatten, M. Afzelius, N. Sangouard, H. Zbinden, and N. Gisin, Phys. Rev. Lett. **98**, 190503 (2007).
 [19] B. Zhao, Z.-B. Chen, Y.-A. Chen, J. Schmiedmayer, and J.-W. Pan, Phys. Rev. Lett. **98**, 240502 (2007).
 [20] Z.-S. Yuan, Y.-A. Chen, B. Zhao, S. Chen, J. Schmiedmayer, and J.-W. Pan, Nature **454**, 1098 (2008).
 [21] C. Simon, H. de Riedmatten, M. Afzelius, N. Sangouard, H. Zbinden, and N. Gisin, Phys. Rev. Lett. **98**, 190503 (2007).
 [22] Z.-B. Chen, B. Zhao, Y.-A. Chen, J. Schmiedmayer, and J.-W. Pan, Phys. Rev. A **76**, 022329 (2007).
 [23] F.-Y. Hong and S.-J. Xiong, Phys. Rev. A **79**, 052341 (2009).
 [24] J. Hald, J.L. Sørensen, C. Schori, and E.S. Polzik, Phys. Rev. Lett. **83**, 1319 (1999).
 [25] D.F. Phillips, A. Fleischhauer, A. Mair, and R.L. Walsworth, Phys. Rev. Lett. **86**, 783 (2001).
 [26] T. Wilk, S.C. Webster, A. Kuhn, G. Rempe, Science **317**, 488 (2007).
 [27] S. Fasel *et al.*, New J. Phys. **6**, 163 (2004); T.B. Pittman *et al.*, Opt. Commun. **246**, 545 (2005); P. Michler *et al.*, Science **290**, 2282 (2000); C. Santori *et al.*, Phys. Rev. Lett. **86**, 1502 (2001);
 [28] M. Fleischhauer, A. Imamoglu, and J.P. Marangos, Rev. Mod. Phys. **77**, 633 (2005).
 [29] M.D. Lukin, S.E. Yelin, and M. Fleischhauer, Phys. Rev. Lett. **84**, 4232 (2000).
 [30] A.S. Parkins, P. Marte, P. Zoller, and H.J. Kimble, Phys. Rev. Lett. **71**, 3095 (1993); T. Pelizzari, S.A. Gardiner, J.I. Cirac, and P. Zoller, *ibid.* **75**, 3788 (1995); J.I. Cirac, P. Zoller, H. Mabuchi, and H.J. Kimble, *ibid.* **78**, 3221 (1997).
 [31] M. Fleischhauer and M.D. Lukin, Phys. Rev. A **65**, 022314 (2002); M. Fleischhauer, S.F. Yelin, and M.D. Lukin, Opt. Commun. **179**, 395 (2000).
 [32] C. Liu, Z. Dutton, C.H. Behroozi, L.V. Hau, Nature **409**, 490 (2001).
 [33] C.-W. Chou, J. Laurat, H. Deng, K.S. Choi, H. de Riedmatten, D. Felinto, H.J. Kimble, Science **316**, 1316 (2007).
 [34] Q. Zhang, X.-H. Bao, C.-Y. Lu, X.-Q. Zhou, T. Yang, T. Rudolph, and J.-W. Pan, Phys. Rev. A **77**, 062316 (2008).
 [35] K. Mattle, H. Weinfurter, P.G. Kwiat, and A. Zeilinger, Phys. Rev. Lett. **76**, 4656 (1996).
 [36] B. Lounis and M. Orrit, Rep. Prog. Phys. **68**, 1129 (2005).
 [37] M.O. Scully and M.S. Zubairy, *Quantum Optics* (Cambridge, 1997).
 [38] A.V. Gorshkov, A. André, M. Fleischhauer, A.S. Sørensen, and M.D. Lukin, Phys. Rev. Lett. **98**, 123601 (2007).