

Model-independent implications of the e^\pm , \bar{p} cosmic ray spectra on properties of Dark Matter

M. Cirelli^a, M. Kadastik^b, M. Raidal^b, A. Strumia^c

^a *Institut de Physique Théorique, CEA-Saclay and CNRS, France*¹

^b *NICPB, Ravala 10, 10143 Tallinn, Estonia*

^c *Dipartimento di Fisica dell'Università di Pisa and INFN, Italia*

Abstract

Taking into account spins, we classify all two-body non-relativistic Dark Matter annihilation channels to the allowed polarization states of Standard Model particles, computing the energy spectra of the stable final-state particles relevant for indirect DM detection. We study the DM masses, annihilation channels and cross sections that can reproduce the PAMELA preliminary indications of an e^+ excess consistently with the PAMELA \bar{p} data and the ATIC/PPB-BETS $e^+ + e^-$ data. From the PAMELA data alone, two solutions emerge: (i) either the DM particles that annihilate into W, Z, h must be heavier than about 10 TeV or (ii) the DM must annihilate only into leptons. Thus in both cases a DM particle compatible with the PAMELA excess seems to have quite unexpected properties. The solution (ii) implies a peak in the $e^+ + e^-$ energy spectrum, which, indeed, seems to appear in the ATIC/PPB-BETS data around 700 GeV. If upcoming data from ATIC-4 and GLAST confirm this feature, this would point to a $\mathcal{O}(1)$ TeV DM annihilating only into leptons. Otherwise the solution (i) would be favored. We comment on the implications of these results for DM models, direct DM detection and colliders as well as on the possibility of an astrophysical origin of the excess.

¹CEA, DSM, Institut de Physique Théorique, IPhT, CNRS, MPPU, URA2306, Saclay, F-91191 Gif-sur-Yvette, France

1 Introduction and highlights

Cosmological observations imply that about 80% of the mass of the Universe is some unknown form of cold Dark Matter (DM) [1]. Presently the origin and nature of the DM particles, their mass, spin, couplings and other properties remain completely unknown. Among many possible cold DM candidates the most popular ones are the stable weakly interacting massive particles (WIMPs) which occur in many extensions of the Standard Model (SM), most notably in supersymmetry. If the DM WIMPs are thermal relics, their annihilation cross section must be $\sigma v \sim 3 \cdot 10^{-26} \text{ cm}^3/\text{sec}$, which indeed is typical of a weakly interacting TeV-scale particle. To discover the DM particles, experiments have searched for direct production of WIMPs in collider experiments, their scattering off the nuclei in terrestrial detectors as well as *indirect signals* of particles generated by the DM annihilation in the galactic halo.

The recently reported preliminary results by the PAMELA experiment [2] have the opportunity, if confirmed, of establishing a breakthrough in the cosmic antimatter searches. The preliminary PAMELA data show (i) a steep increase in the energy spectrum of the positron fraction, $e^+/(e^+ + e^-)$, in cosmic rays above 10 GeV [3], compatibly with previous less certain hints from HEAT [4] and AMS-01 [5]; (ii) no excess in the \bar{p}/p energy spectrum [6] compared with the predicted background; (iii) at low energy, $E_{e^+} < 10 \text{ GeV}$, the positron flux is presently suppressed by the solar magnetic polarity state A^- [7]. The positron excess observed by PAMELA is so big that it can produce observable spectral features in the total $e^+ + e^-$ flux. Indeed, most recently the PPB-BETS balloon experiment reported an excess in the $e^+ + e^-$ energy spectrum between 500-800 GeV [8], confirming the similar earlier claim by the ATIC-2 balloon experiment [9]. These data-sets have not received much attention yet as probes of DM indirect detection, but, as we will see, they have the potential of being relevant to the issue. The excess in both experiments seems to show a cut-off at energies just below 1 TeV. At the same time, emulsion chambers (EC) balloon experiments [10] do not show particular evidence for an excess, although they have larger uncertainties. Those results will soon be tested by forthcoming ATIC-4 [11] and maybe GLAST data [12]. All these excesses might be of course due to some astrophysical source, such as a nearby pulsar [13]. However, they also might provide the first clear evidence for the DM annihilations into SM particles.

In this work we explore whether galactic DM annihilations can account for the observed excesses in the data. We perform a model independent analysis of the PAMELA positron and antiproton data with and without the electron plus positron data obtained from the balloon experiments. Our aim is to study if and how one can get model independent information on the DM mass, spin, interactions to the SM particles and on the DM annihilation cross section from the experimental data. Taking into account restrictions that must be obeyed by non-relativistic DM annihilations, we identify the parameters

that can be probed by the indirect signals. We study the non-relativistic DM annihilation cross sections into the set of all possible SM particle final states, $\text{DM DM} \rightarrow \text{SM SM}$, where

$$\text{SM} = \{e, \mu_L, \mu_R, \tau_L, \tau_R, W_L, W_T, Z_L, Z_T, h, q, b, t\},$$

taking into account the allowed polarizations (*Transverse, Longitudinal, Left, Right*). Using Monte Carlo tools, partly written by us, we try to keep the polarizations/helicities of the DM annihilation products and compute the energy spectra of the final state $e^\pm, p^\pm, \gamma, (\bar{\nu})_{e,\mu,\tau}$ coming from their decays. Indirect signals of any DM model can be obtained by combining our decay spectra according to the branching ratios predicted by the model. The experimental results can be analyzed in terms of these phenomenological parameters, without committing to some specific theoretical scenario.

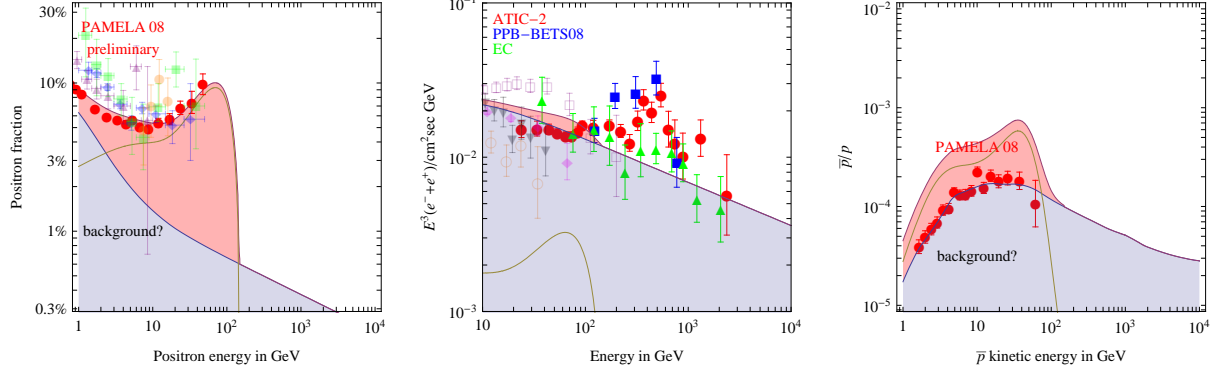
Taking into account different models for the DM distribution and for the electron and proton propagation in the Galaxy, we perform fits of the predicted $e^+/(e^+ + e^-)$, \bar{p}/p and $(e^+ + e^-)$ energy spectra to the PAMELA and balloon data. We allow for the possibility of enhanced annihilation cross sections and/or for the high density substructures in the DM halo, assuming an energy-independent boost factor B . For simplicity, we assume a common boost factor for the e^\pm and for the p^\pm and we take it as energy-independent. These are widely used assumptions, but they are not the only possibility [14]. One can easily infer what happens if these assumptions are relaxed. We thus study which DM masses and annihilation channels can best explain the experimental measurements.

To illustrate our results, as well as to present the PAMELA and balloon $e^+/(e^+ + e^-)$, $(e^+ + e^-)$ and \bar{p}/p data, we show in Fig. 1 three examples for the DM masses $M = 150 \text{ GeV}$, 1 TeV and 10 TeV that annihilate into W^+W^- and $\mu^+\mu^-$, as indicated in the figures. The first column presents the predictions for the positron fraction, the second for the total electron and positron flux and the third for the antiproton over proton flux.

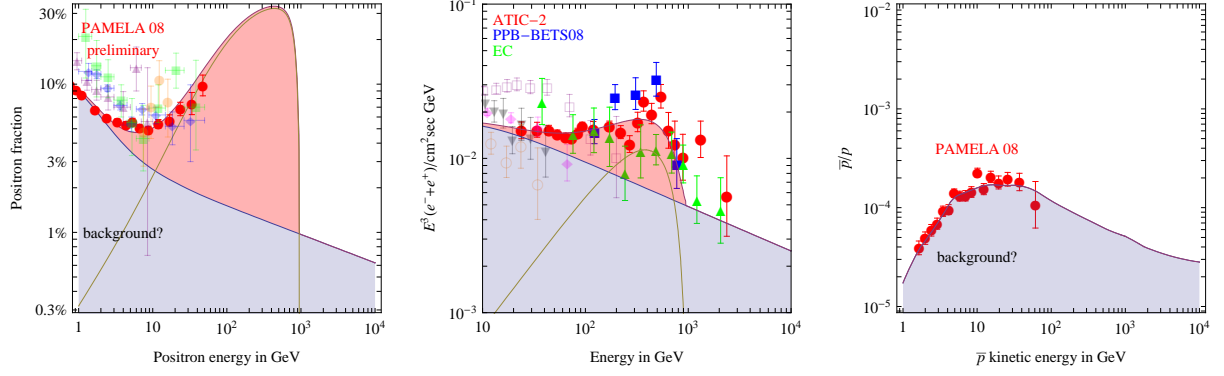
Many DM annihilation channels into SM primary channels can give a reasonably good fit to the PAMELA $e^+/(e^+ + e^-)$ excess alone, at least for some value of the DM mass picked in a wide range $60 \text{ GeV} \rightarrow \text{tens of TeV}$ (first column of Fig. 1; see Fig. 7 for the full analysis). More precisely, DM annihilations into SM leptons can well fit for almost any mass in this range, while annihilations into quarks and Higgs bosons are disfavored at low masses because of the soft positron spectrum. Annihilations into gauge bosons work for light and heavy masses.

The inclusion of the \bar{p} data changes the issue. Because the DM annihilations to gauge bosons, Higgs bosons or quarks (W, Z, h, q, b, t) produce antiprotons, under our assumptions the PAMELA \bar{p}/p data excludes light DM with sizable annihilation fraction into these channels (Fig. 1, the first row). However, for $M \gtrsim 10 \text{ TeV}$ the antiproton spectrum becomes again consistent with present data, and the W^+W^- seem to give the relatively best fit (Fig. 1, the third row).

DM with $M = 150$ GeV that annihilates into W^+W^-



DM with $M = 1$ TeV that annihilates into $\mu^+\mu^-$



DM with $M = 10$ TeV that annihilates into W^+W^-

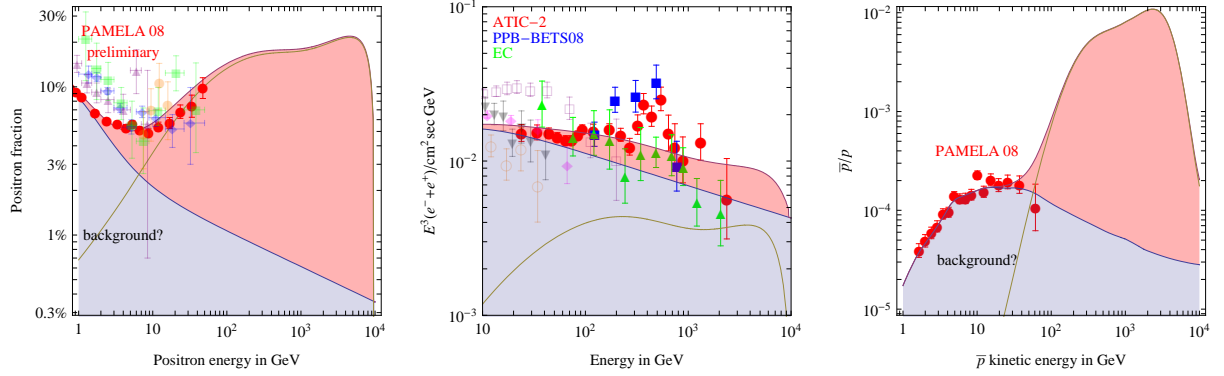


Figure 1: *Three examples of fits of e^+ (left), $e^+ + e^-$ (center), \bar{p} (right) data, for $M = 150$ GeV (upper row, excluded by \bar{p}), $M = 1$ TeV (middle row, favored by data), $M = 10$ TeV (lower row, disfavored by the current $e^+ + e^-$ excess). Galactic DM profiles and propagation models are varied to provide the best fit. See Sec. 4 for the discussion on the treatment of the uncertain astrophysical background.*

We find therefore that the PAMELA data single out two sets of solutions which can satisfy the observations compatibly with our standard astrophysical assumptions: (i) a heavy ($\gtrsim 10$ TeV) DM that annihilates dominantly into W^+W^- ; (ii) a DM that annihilates into SM leptons, with no strong preference for any DM mass.

The inclusion of the balloon data qualitatively changes the sensitivity to the DM mass because the PAMELA excess predicts observable spectral features in the total flux (Fig. 1, the second column). It is striking that the same signal of the DM annihilation to leptonic channels which can explain the PAMELA data is also able to produce the apparent $(e^+ + e^-)$ excess in the PPB-BETS and ATIC data. Because the balloon data shows a sharp cut-off in the excess just below 1 TeV, the DM mass should be close to 1 TeV, and all other but leptonic DM annihilation channels would be strongly disfavored or excluded. On the other hand, if the $e^+ + e^-$ excess will not be confirmed, the $e^+ + e^-$ data will strongly constrain or exclude the DM annihilations to leptons. Should this be the result of the upcoming ATIC-4 (or GLAST) experiment, the astrophysically favorite candidate for DM becomes a heavy ~ 10 TeV WIMP annihilating into SM gauge bosons.

We comment on the implications of PAMELA and balloon data for supersymmetric DM candidates [15], as well as for some theoretically more exotic alternatives [16, 17]. We explore in a qualitative way the model-independent expectations for direct DM searches and for the production and detection of the DM particles at LHC and future lepton colliders. A few authors have discussed implications of the PAMELA $e^+/(e^+ + e^-)$ results [18, 19, 20, 21]. While the analysis of the $e^+/(e^+ + e^-)$ data presented in [20, 21] is consistent with our more systematic treatment, our final conclusions differ because we also include the important \bar{p} and $e^+ + e^-$ data.

The paper is organized as follows. Section 2 discusses cosmological constraints on the DM annihilation cross section. In Section 3 we identify the DM annihilation channels and compute the spectra of SM final states. In Section 4 we discuss the particle propagation in the Galaxy. In Sections 5, 6 and 7 we perform fits to the PAMELA positron data, PAMELA positron plus antiproton data, and to the e^\pm PAMELA and balloon data, respectively. We discuss the implications of our results for DM direct detection in Section 8 and for collider phenomenology in Section 9. We conclude in Section 10.

2 Cosmology and the total DM DM cross section

The indirect signal rate is proportional to the total DM annihilation cross section. As well known, assuming that DM is a thermal relic, the measured DM cosmological abundance fixes the total DM annihilation rate [22]. Assuming that we can neglect co-annihilations

with other new particles slightly heavier than DM, cosmology suggests

$$\sigma v \approx 3 \times 10^{-26} \text{ cm}^3/\text{sec} \quad \text{around freeze-out, i.e. } v \sim 0.2. \quad (1)$$

Astrophysical indirect DM signals are proportional to σv at $v \sim 10^{-3}$, which is the typical DM velocity in our Galaxy, as determined by the escape velocity independently of the DM mass M . Fig. 2 illustrates the possible extrapolations of σv from $v \sim 0.2$ down to $v \sim 10^{-3}$:

- a) σv remains constant if, in the non-relativistic limit $v \ll 1$, the cross section is dominated by s -wave annihilations. This leads to an indirect signal rate not much below the sensitivity of present experiments, that imply $\sigma v \lesssim 10^{-23} \text{ cm}^3/\text{sec}$, depending on the branching ratios and on astrophysical issues.
- b) Alternatively, p -wave annihilations might dominate if s -wave annihilations are suppressed — in view of $\sigma v \propto v^2$ this leads to a negligibly small rate of indirect DM signals. Case b) will therefore be ignored in our analysis.
- c) The most favorable possibility is that s -wave annihilations dominate and are enhanced, in the non-relativistic limit, by the presence of Sommerfeld corrections, present in the SM if DM interacts with the W, Z vectors with a coupling $g \sim g_2$ and is heavier than $M \gtrsim 4\pi M_W/g^2 \sim 2 \text{ TeV}$ [23, 24]. In such a case σv for $v_* > v \rightarrow 0$ roughly grows as v_*/v where $v_* \equiv g^2/4$. However details are model-dependent. The red line in Fig. 2 illustrates the Sommerfeld enhancement obtained for $g = g_2$: astrophysical signals are enhanced by a few orders of magnitude with respect to case a).

We here proceed focussing on s -wave annihilations, and we assume the standard case a) to normalize our plots in Figs. 4, 5, 6.

However, as we will see, the PAMELA and ATIC/PPB-BETS anomalies suggest that σv and/or the electron boost factor B_e is much larger than what is suggested by cosmology and/or astrophysics [14]. Co-annihilations only allow to gain (or loose) $\mathcal{O}(1)$ factors. Possible resonances (e.g. a particle with mass very close to $2M$) may have a bigger effect but are strongly model dependent. If future data will confirm that such a sizable enhancement is needed, and disregarding possible resonances, one can pursue two possibilities: i) DM is not a thermal relic, so that it can have a σv larger than what suggested by cosmology; ii) DM is a thermal relic, and σv is Sommerfeld enhanced at low v . Within the SM this requires a DM mass heavier than a few TeV; in general one can assume that DM interacts with some extra light vector or scalar.

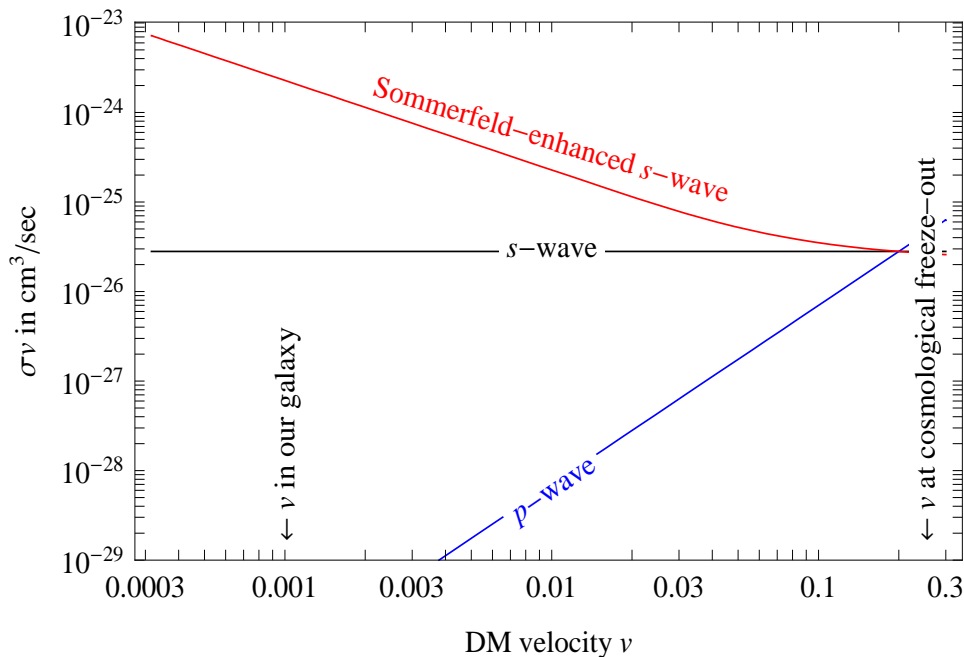


Figure 2: *Values of the DM annihilation cross sections suggested by the DM abundance.*

3 Possible DM annihilations

We study how Lorentz and gauge-invariance restrict the possible non-relativistic DM annihilations. We assume that the primary annihilation products contain two SM particles, so that the possible cases are

$$W^+W^-, \quad ZZ, \quad Zh, \quad hh, \quad e^+e^-, \quad \mu^+\mu^-, \quad \tau^+\tau^-, \quad b\bar{b}, \quad t\bar{t}, \quad q\bar{q}, \quad (2)$$

where q denotes any light quark, u, d, s, c . In view of the presumed neutrality of the DM particle we have not included final states containing photons. Bounds from direct detection experiments [25, 26, 27] suggest that the DM coupling to the Z is much smaller than g_2 , so that also the ZZ primary channel should perhaps be excluded from the list in eq. (2).

Next, we need to consider the allowed polarizations of the SM primary particles in eq. (2), because the energy spectra of final-state $e^\pm, p^\pm, \gamma, (\bar{\nu})_{e,\mu,\tau}$ produced by their decays depend on their polarization. Since we assume that DM is an elementary weakly interacting particle, its spin is restricted to be 0 or 1/2 or 1. In view of the spin-composition rules

$$1 \otimes 1 = 1, \quad 2 \otimes 2 = 1_A \oplus 3_S, \quad 3 \otimes 3 = 1_S \oplus 3_A \oplus 5_S, \quad (3)$$

the spin of the two-body non-relativistic s -wave DM DM state can be 0, 1 or 2. In the Majorana fermion case, the wave function must be asymmetric under exchange of the two DM particles, so that only the 1_A two-body state is allowed. In summary, for all DM spins the two-body DM DM state can have spin 0; higher spin is possible only in some cases.

In order to be general and to avoid the lengthy expressions obtained from explicit evaluation of Feynman diagrams even in the simple DM models, we use tools from effective relativistic quantum field theory. Indeed, the non-relativistic nature of the DM DM two-body state is a relativistically invariant concept, and its annihilation products are quantistic and relativistic, so that these concepts are needed. In practice, all this amounts to say that the two body DM DM state is represented, depending on its spin, by a scalar field \mathcal{D} , or a vector \mathcal{D}_μ , or $\mathcal{D}_{\mu\nu}$ if DM is a vector. This latter case is somewhat special, as it needs one extra gauge invariance, and is realized within Little Higgs models with T -parity as well as in models with extra dimensions.²

In the light of these considerations, we can now list the possible polarization states that give rise to observationally nonequivalent spectra of final SM particles, taking into account that DM annihilations cannot be observed event-by-event, but only on a statistical basis, after propagation in the Galaxy.

1. DM annihilations into two massive vectors, W^+W^- or ZZ . We focus on the DM DM singlet state \mathcal{D} , that exists for all possible DM spins. It can couple to SM vectors in 3 possible ways, described by the following effective Lagrangians:

1a) The effective interactions $\mathcal{D}F_{\mu\nu}\epsilon_{\mu\nu\rho\sigma}F_{\rho\sigma}$ and $\mathcal{D}F_{\mu\nu}^2$ both give rise to annihilation

² As the possible underlying motivations are not important for our purposes, we present a simplified version of its Lagrangian. In the simplest case the gauge group is abelian, e.g. a KK excitation of hypercharge. Taking into account this abelian factor of the SM, we introduce a gauge group $G = U(1)_1 \otimes U(1)_2$ and three Weyl fermions ψ , ψ_1 and ψ_2 with charges $(1, 1)$, $(-2, 0)$, $(0, -2)$ and a scalar H with $U(1)$ charges $(1, -1)$. Then the Lagrangian is given by the gauge-covariant kinetic terms for all fields, plus the $(\lambda_1\psi_1H + \lambda_2\psi_2H^*)\psi$ Yukawa interactions. The vacuum expectation value of H breaks G to the SM $U(1)_Y$, leaving some particle massless (to be identified with the SM fermions and vectors, that acquire a mass when the SM gauge group is broken) and some other massive. Imposing a $1 \leftrightarrow 2$ Z_2 permutations symmetry enforces $\lambda_1 = \lambda_2$ such that the *Heavy* and *Light* mass eigenstates are $W_H = W_1 - W_2$, $W_L = W_1 + W_2$, $\psi_L = \psi_1 - \psi_2$, $\psi_H = \psi_1 + \psi_2$ and the final Lagrangian has the form $\mathcal{L} \sim H^2W_H^2 + H\psi\psi_H + W_H\psi_H\psi_L + W_L(\psi^2 + \psi_L^2 + \psi_H^2)$. The lightest among the heavy vector W_H or fermion ψ_H is stable thanks to the Z_2 parity. A more complicated construction can be applied to the non-abelian factors of the SM allowing to get light chiral fermions, and again one finds potential vector or fermion DM candidates. UV completions the little-Higgs models usually render the permutation symmetry anomalous [28], ruining the stability of DM. In the Universal Extra Dimension context, the problem is that truly universal extra dimensions do not give chiral fermions, so that one needs to add extra structures such as boundaries: divergent quantum corrections generate operators there localized, ruining the ‘universality’.

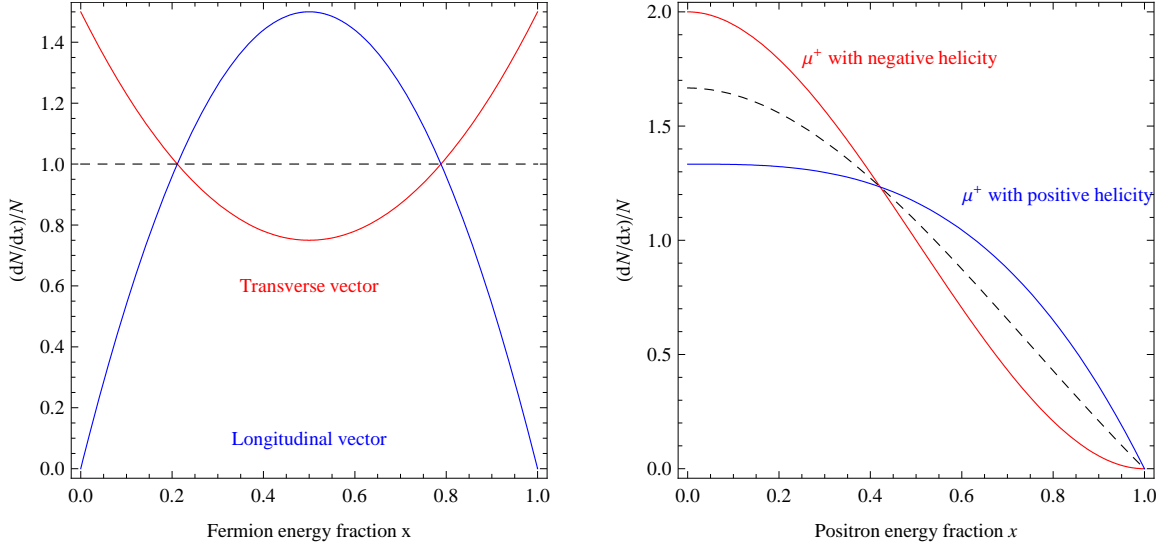


Figure 3: Energy spectra of fermions f produced by decays of a heavy vector (e.g. $f = e$ from $W \rightarrow e^+ \nu_e$) or of a heavy fermion (e.g. $f = e$ from $\mu^+ \rightarrow e^+ \nu_e \bar{\nu}_\mu$) from polarized vector and fermion decays, in the limit $M \gg M_{W,Z} \gg m_f$. The dashed lines show the result for the unpolarized case.

into vectors with transverse polarizations (helicity correlations are different in the two cases, but cannot be observed). Transversely polarized massive vectors decay in two light fermions with energy $E = x M$ as:

$$dN/d\cos\theta = 3(1 + \cos^2\theta)/8 \quad \text{i.e.} \quad dN/dx = 3(1 - 2x + 3x^2)/2, \quad (4)$$

where distributions are normalized to $N = 1$, θ is the angle between the momenta of the vector and of the secondary fermion and the last expression holds for $M \gg M_W$.

- 1b) The possible effective interaction $\mathcal{D}A_\mu^2$ gives vectors with longitudinal polarizations. Within an $SU(2)_L$ invariant theory, such effective couplings arises when DM couples to the components of the Higgs doublet that get eaten by the W, Z vectors. A longitudinal vector decays as

$$dN/d\cos\theta = 3(1 - \cos^2\theta)/4 \quad \text{i.e.} \quad dN/dx = 6x(1 - x). \quad (5)$$

Fig. 3a shows the energy spectra of secondary fermions, in the limit $M \gg M_W$.

2. DM annihilations into the Higgs bosons. We can again focus on \mathcal{D} , so that the effective interaction $\mathcal{D}h^2$ gives DM annihilations into two Higgs bosons. Since they

have no spin, there are no polarization issues. Precision ElectroWeak data suggest a light Higgs boson mass: we here assume that the Higgs mass is 115 GeV so that the Higgs dominantly decays into b and τ . (Higgs decay modes into heavy vectors would be instead dominant if $m_h > 2M_W$). DM annihilations into Zh will not be considered, as they are essentially given by the average of the $Z_L Z_L$ and hh channels.

3. DM annihilations to SM fermions, $DM DM \rightarrow f\bar{f}$, with mass m_f .

3a) The DM two-body singlet state \mathcal{D} can only couple as $\mathcal{D}f_L f_R + \text{h.c.} = \mathcal{D}\bar{\Psi}_f \Psi_f$, where Dirac and Weyl notations for fermions are related by $\Psi_f = (f_L, \bar{f}_R)$. If m_f is not negligible, the operator can have a complex coefficient with physical meaning; the imaginary part gives rise to the $\mathcal{D}\bar{\Psi}_f \gamma_5 \Psi$ operator. Anyhow, the h.c. implies that on average the produced fermions have zero helicity. Furthermore, the Weyl notation makes clear that, unless DM is coupled to both f_L and f_R , the coefficient of this operator is suppressed by m_f/M .

3b) We next need to consider the vector two-body DM state, \mathcal{D}_μ , present if DM is a vector or a Dirac fermion. It can couple to fermions in two different ways: $\mathcal{D}_\mu[\bar{f}_L \gamma_\mu f_L] = \mathcal{D}_\mu[\bar{\Psi}_f \gamma_\mu P_L \Psi]$ or as $\mathcal{D}_\mu[\bar{f}_R \gamma_\mu f_R] = \mathcal{D}_\mu[\bar{\Psi}_f \gamma_\mu P_R \Psi]$. The first (second) operator means that f fermions have negative (positive) helicity. To see how helicity affects the energy distribution of final-state fermions, let us consider weak decays $f \rightarrow f' f'' f'''$ such as $\mu^+ \rightarrow \bar{\nu}_\mu e^+ \nu_e$ in the limit of $m_{f'}, m_{f''}, m_{f'''} \ll m_f \ll M_W$. In view of Fierz identities, f' and f'' have the same energy distribution:

$$dN/dx|_L = 2(1-x)^2(1+2x), \quad dN/dx|_R = 4(1-x^3)/3. \quad (6)$$

We can consider the two limiting cases of L and R spectra because, as plotted in Fig. 3b, their average is the unpolarized spectrum of point 3a).

Having precisely identified the primary two-body states that can be produced in DM annihilations, we next need to study how the spectra of final-state e, p, ν can be computed using MonteCarlo codes such as PYTHIA [29], that mostly neglect polarizations. We computed polarized W, Z decays using our own MC routine, and decayed the resulting fermions using PYTHIA8. For the μ spectra, we used analytic results. For the τ spectra we used TAUOLA [30], interfaced with PYTHIA6. It would be interesting to repeat such computations with other MC tools that employ different hadronization models, in order to get an estimate of the theoretical uncertainty.

In the simplest case of DM annihilations into e^+e^- , we have taken into account radiation so that electrons and positrons have a smooth peak at $x \lesssim 1$ rather than a line at

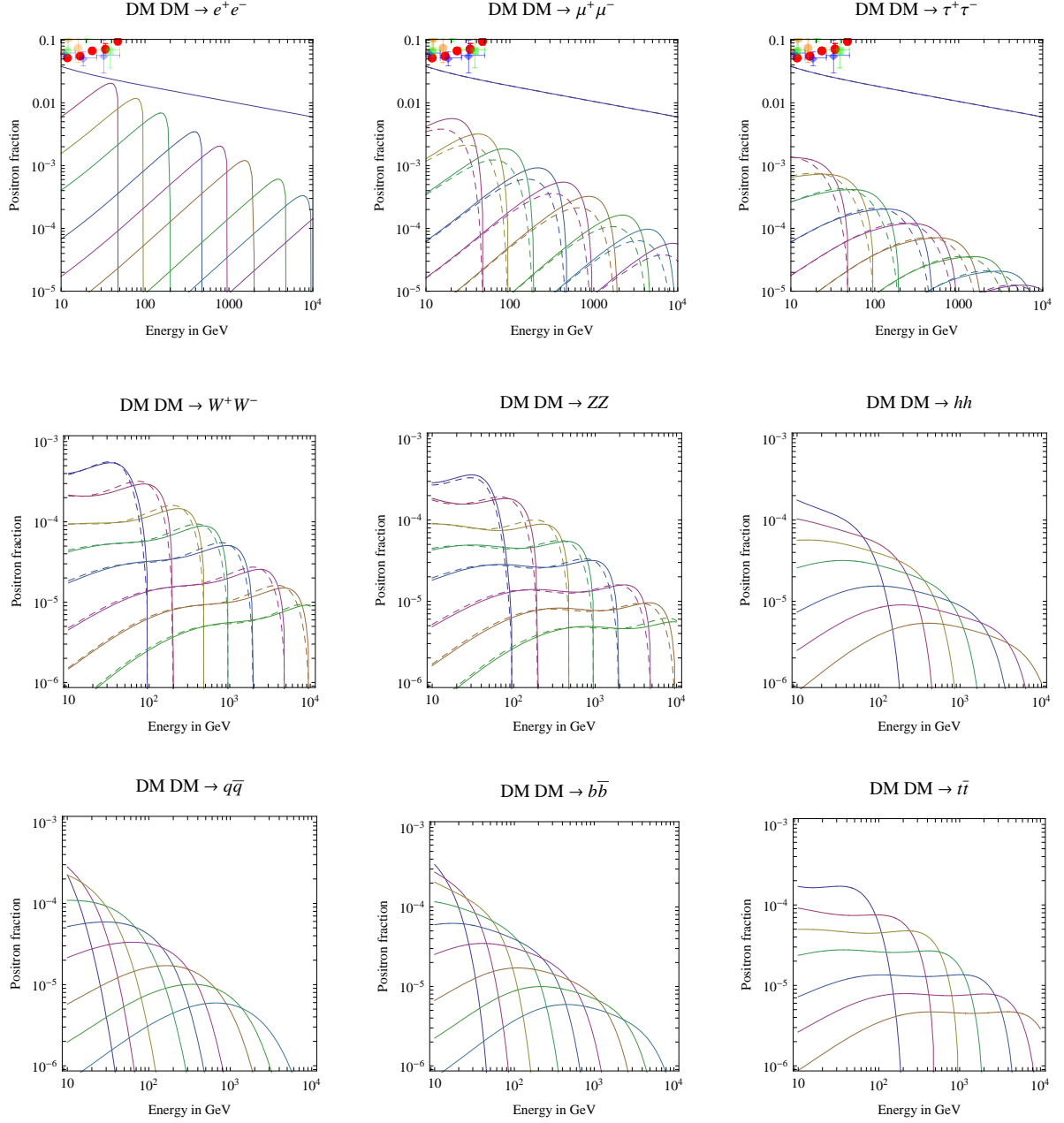


Figure 4: *Energy spectra of the positron fraction $e^+/(e^- + e^+)$, as produced by DM annihilations into the various possible channels. The DM masses are $\{50, 100, 200, 500, 1000, 2000, 5000, 10000, 20000\}$ GeV and can be inferred from the energies at which the spectra drop to zero. In this figure we take a NFW halo, the MED propagation model, boost factor $B_e = 1$ and the cross section $\sigma v = 3 \cdot 10^{-26} \text{ cm}^3/\text{sec}$ naively suggested by cosmology. For illustration, the upper plots show the expected astrophysical background (upper line) and the data, that can be fitted increasing $B_e \cdot \sigma v$. The dashed curves in the μ, τ, W, Z plots represent μ_R, τ_R, W_L, Z_L polarizations, while the continuous lines represent μ_L, τ_L, W_T, Z_T polarizations.*

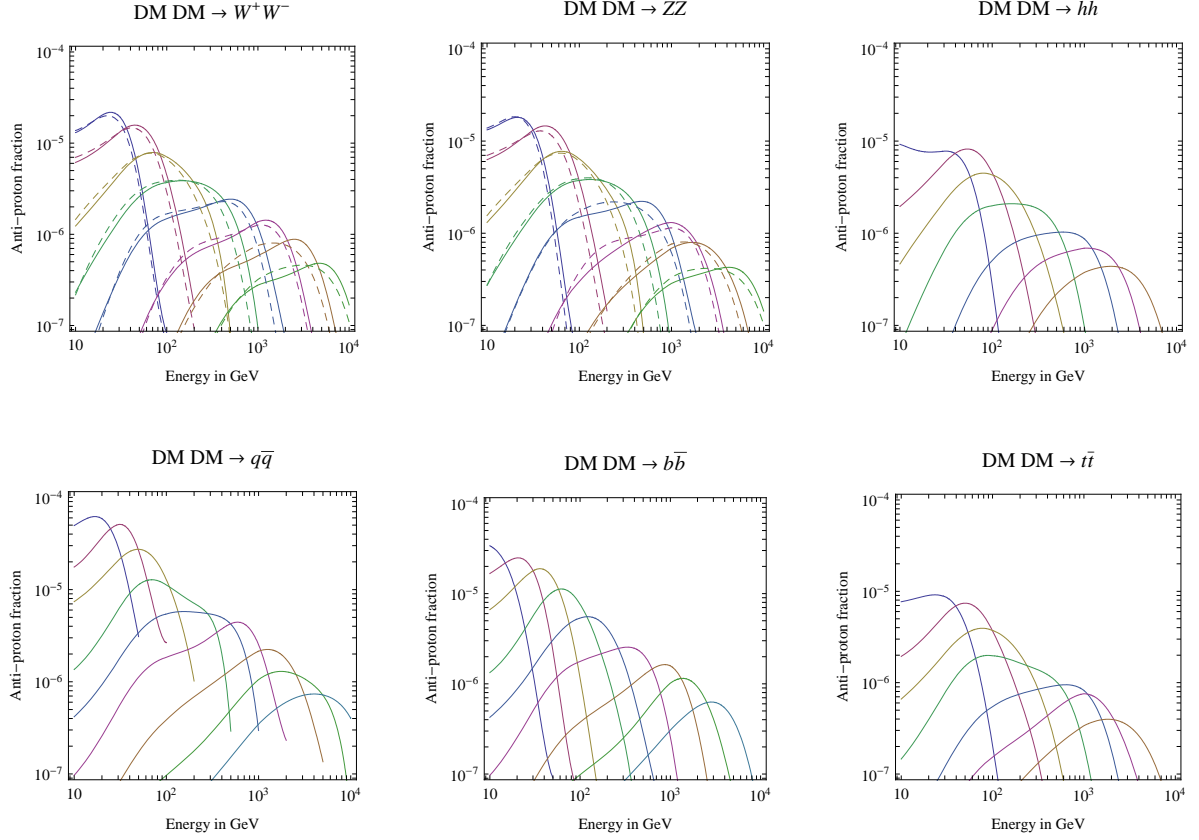


Figure 5: *The same as in Fig. 4 for the energy spectrum of the \bar{p}/p ratio.*

$x = 1$, and the photon spectrum is described by the Altarelli-Parisi splitting function

$$\frac{dN_\gamma}{dx} = \frac{\alpha}{2\pi} \left[-1 + \ln \left(\frac{4M^2}{m_e^2} (1-x) \right) \right] \frac{1 + (1-x)^2}{x}. \quad (7)$$

These are the most interesting annihilation channels that will emerge from our later analysis, and, especially in the μ case, polarizations are relevant. For quarks, the polarization issue should be irrelevant compared to hadronization. A possible exception is the t quark.

In this way we obtained the e and p spectra at DM annihilations, plotted in Fig. 4 and Fig. 5. These spectra will undergo deformations due to the propagation effects of the charged particles in the galactic halo, to be discussed next.

4 Propagation in the Galaxy and the astrophysical background

With the computed primary spectra in hand, we next need to consider DM annihilations in the Galaxy, and propagation of the resulting e^\pm and \bar{p} up to the solar system. This is done proceeding as in [31, 32, 33], so we just briefly summarize the main points. Three different halo models are considered: isothermal, NFW and Moore. For each one of them, three different sets of parameters for propagation (different for e^\pm and \bar{p}) are considered: MIN, MED and MAX. The main physical parameter that discriminates between these configurations is the thickness of the cylinder, centered on the galactic plane, inside which charged particles such as e^\pm and \bar{p} diffuse. The remaining parameters, such as the diffusion coefficients for e^\pm, \bar{p} , the energy losses for e^\pm and the galactic convective wind speed for \bar{p} , are fixed in order to reproduce the measured spectra of Cosmic Ray nuclei.

In line of principle, the astrophysical background spectra should be computed together with Cosmic Ray nuclei, such that uncertainties are properly correlated. We instead assume that the e^+, e^-, \bar{p} background spectra can be freely renormalized, and have independent ± 0.05 uncertainties in their energy slope (namely, the central values used in [33] are multiplied by $A E^p$ and the resulting χ^2 is minimized with respect to $p = 0 \pm 0.05$ and to A). This mimics the main uncertainties in astrophysical backgrounds³, produced by the Fermi mechanism of acceleration, that typically generates power-law spectra (up to some cut-off) but does not predict its coefficient. The positron fraction below 20 GeV has been measured very precisely, but is strongly affected by solar modulation, which is not understood well enough to allow a useful theoretical computation. Therefore we assume that each data-point for the positron fraction has an independent uncertainty given by the spread between different solar modulations, as plotted in [7]. This amounts to a $\pm 6\%$ uncertainty at 10 GeV and $\pm 30\%$ at 1 GeV, and in practice means that low energy data do not provide useful constraints on Dark Matter annihilations.

In performing the fit, we smoothly scan over the intermediate propagation configurations and halo models, within the boundaries described above. The MED configuration is sometimes considered as favored, but we do not attach a statistical meaning to this sentence.

Marginalizations over nuisance parameters and other statistical operations are performed as described in Appendix B of [36]. We will show plots of the χ^2 as a function of the DM mass: an interval at n standard deviations corresponds (in Gaussian approximation) to $\chi^2 < \chi^2_{\min} + n^2$, irrespectively of the number of data points. We will not report the value of χ^2/dof as it is a poor statistical indicator; furthermore the number of dof

³We checked that this procedure reproduces reasonably well the uncertainty bands reported by more detailed analysis, see e.g. Fig.7 of [34] for the case of antiprotons and [35] for positrons.

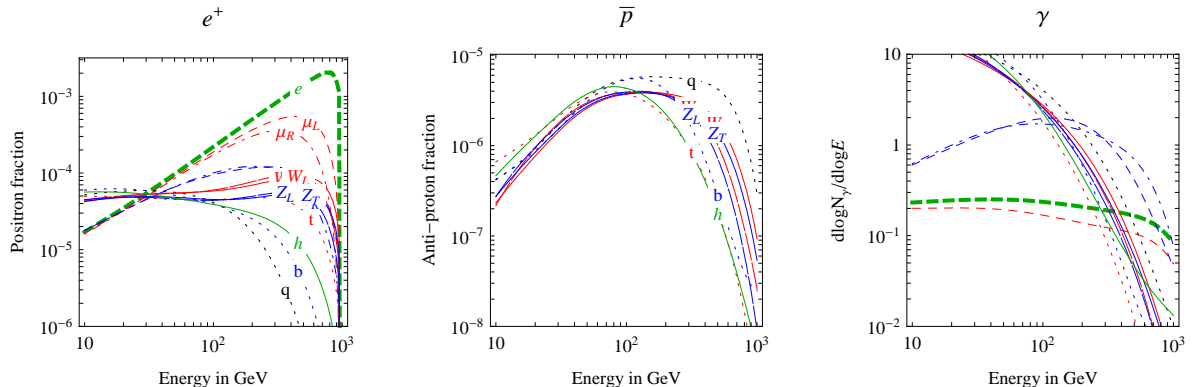


Figure 6: Comparison of the electron (left) and proton (center) fractions and photon (right) fluxes produced by possible DM annihilation channels, for $M = 1$ TeV.

is not a well-defined quantity when (as in the present case) data-points with accuracies much smaller than astrophysical uncertainties are effectively irrelevant.

5 PAMELA positron data

We start our data analysis considering only the PAMELA $e^+/(e^+ + e^-)$ observations (17 data points). It is important to stress that these data have been presented by the collaboration in a preliminary version [3]. In particular, systematic errors yet to be included could have an impact on the analysis (they are however expected to be comparable to the statistical ones). We proceed assuming that the preliminary presentations of the PAMELA data will be confirmed by the imminent official release.

Taking into account the DM distribution and positron propagation effects in the Galaxy, the energy spectra of the positron fraction originating from different DM annihilation channels is plotted in the left panel of Fig. 6 for the DM mass $M = 1$ TeV. As expected, the most energetic positrons come from the pure leptonic channels and the softest spectra are produced in quark annihilation channels.

Fitting data as described in the previous section, Fig. 7 shows how well the possible DM annihilations into two SM particles can fit the PAMELA positron excess. Fig. 8 shows the boost factor B_e (with respect to the cross section suggested by cosmology, $\sigma v = 3 \cdot 10^{-26} \text{ cm}^3/\text{sec}$) and $B_e \cdot \sigma v$ that best fits the PAMELA excess. We see that DM annihilations into e, μ, τ, W can reasonably well reproduce the data for any DM mass, while annihilations into Z, t, q, b, h give a good fit for DM heavier than about 1 TeV. It

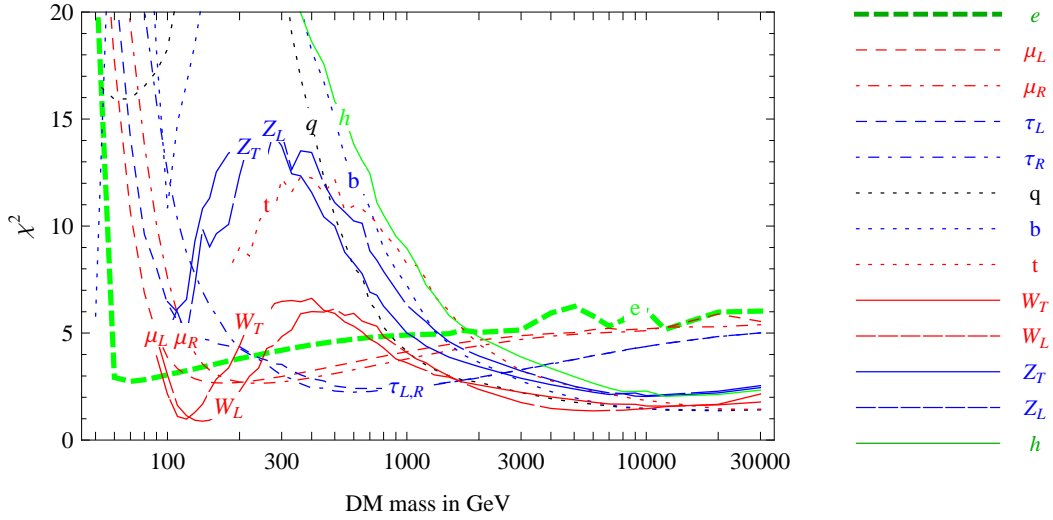


Figure 7: A fit of different DM annihilation channels to the preliminary PAMELA positron fraction data only. The labels on each curve indicate the primary annihilation channel.

is perhaps interesting to note that, contrary to what commonly thought, the spectrum from W^+W^- annihilations is not too flat to give a good fit of the quite steep PAMELA rise. At small masses (see e.g. the upper-left panel of Fig. 1) a MIN configuration of the propagation parameters (and a proper variation of the background curve within the limits considered above) allows to fit the data. At large DM masses (see e.g. the lower-left panel of Fig. 1) the low- x portion of the primary spectrum is steep enough to do the job (as usual, $x = E/M_{\text{DM}}$).

It is interesting to study if the PAMELA excess can be produced by supersymmetric DM. Already at this stage one can see that it is necessary to give up some usual assumptions, either the naturalness of supersymmetry (invoking multi-TeV DM) and/or DM astrophysics (invoking very large boost factors, as in [18]) and/or that the DM is a thermal relic (invoking some non-thermal DM cosmological production mechanism). In this last case one interesting possibility emerges [37]. A pure Wino triplet annihilates predominantly into transverse W^+W^- with

$$\sigma v = \frac{g_2^4(1 - M_W^2/M^2)^{3/2}}{2\pi M^2(2 - M_W^2/M^2)^2},$$

that for $M \approx 100 \text{ GeV}$ is precisely the value suggested by the PAMELA e^+ excess, that would therefore be naturally produced with the boost factor of order unity.

We now consider the PAMELA \bar{p} data, showing that this latter and many other

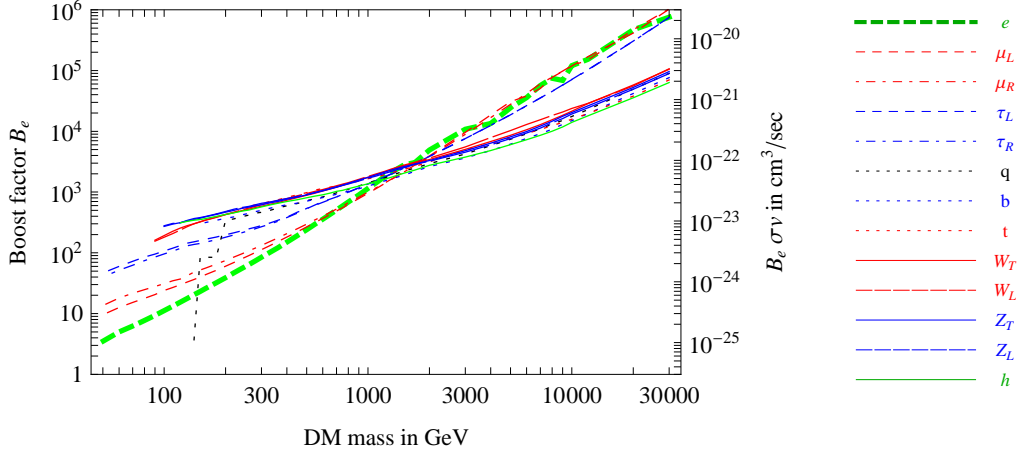


Figure 8: Values of $B_e \cdot \sigma v$ (right axis) and of the boost factor B_e (left axis, for the standard $\sigma v = 3 \cdot 10^{-26} \text{ cm}^3/\text{sec}$) suggested by the PAMELA excess.

possibilities are excluded because they lead to large unseen \bar{p} excess, as already illustrated in Fig. 1.

6 PAMELA positron and anti-proton data

We address now the implications of the PAMELA \bar{p}/p data [6] (17 data points). The middle panel of Fig. 6 shows the \bar{p}/p fractions produced by the various primary channels. One can see that there are two basic features: i) annihilations into leptons do not give rise to protons; ii) all other channels give rather similar proton energy spectra. Comparison with the positron spectra reveals that the proton energy spectrum is softer than the positron one produced in the leptonic and gauge boson annihilation channels.

The results of the fits are shown⁴ in Fig. 9.

Consistently with what anticipated, since no excess seems present in the \bar{p}/p ratio, annihilation into leptons are not constrained as they do not produce antiprotons. On the contrary, all other annihilations into quarks, vector and Higgs bosons are significantly constrained, and allowed only if the DM particle is heavier than almost 10 TeV. Only in

⁴In order to study how the fit of PAMELA data changes adding \bar{p}/p data we assume equal boost factors and propagation models for positrons and antiprotons, as discussed in Sec. 4. The second assumption should be a good approximation, while the first one can easily fail when boost factors are very large, allowing to relax all our results.

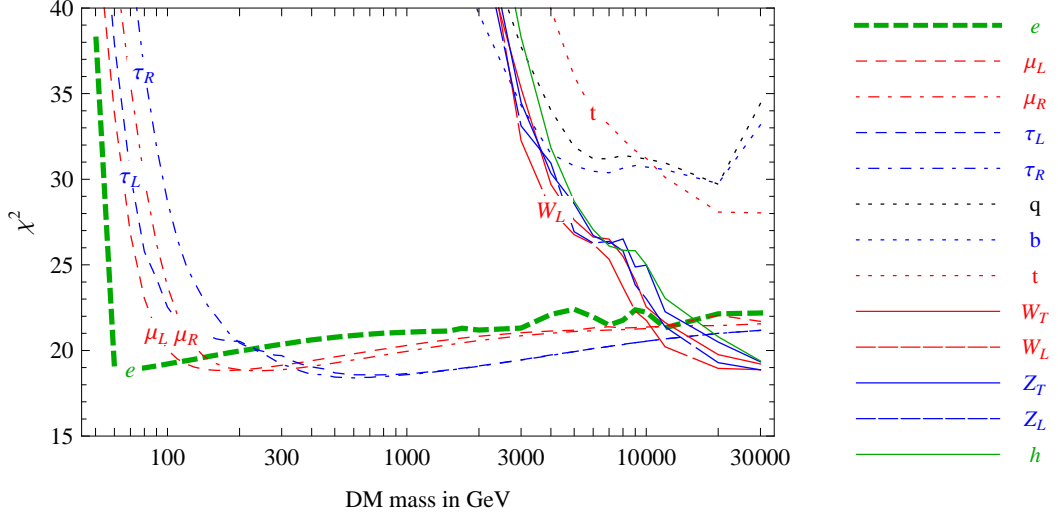


Figure 9: *Combined fit of different DM annihilation channels to the preliminary PAMELA positron and PAMELA anti-proton data, assuming equal boost factors and propagation model.*

such a case the proton excess lays at energies above those explored currently by PAMELA, while the low energy proton spectrum is consistent with the background (see Fig. 1 for illustration). The bound dominantly comes from high energy data points where the solar modulation is negligible.

The implications of the complementarity of PAMELA $e^+/(e^+ + e^-)$ and \bar{p}/p data on constraining new physics are evident. The light Wino considered in the previous section is excluded as a DM candidate because its annihilations would induce a large unobserved antiproton excess. Let us consider models where DM is a vector, the lightest Kaluza-Klein (KK) state or some other heavy replica of the photon or of the hypercharge boson or of the Z . They do annihilate directly into leptons, but the direct annihilation rates into quarks are of the same magnitude or larger, as quarks have 3 colors and similar charges. For example the heavy KK of the hypercharge annihilates into fermions $f\bar{f}$ with s -wave cross section

$$\sigma v = \frac{8\pi\alpha_Y^2}{9M^2}(Y_L^4 + Y_R^4)N_c. \quad (8)$$

Such a \bar{p} excess cannot escape detection at PAMELA unless the DM particles have multi-TeV masses. The same conclusion applies to the extra dimensional models in which the DM is the lightest KK state of neutrino as those annihilate predominantly to WW final states. Similarly the DM candidates in the Little Higgs models must be very heavy as they

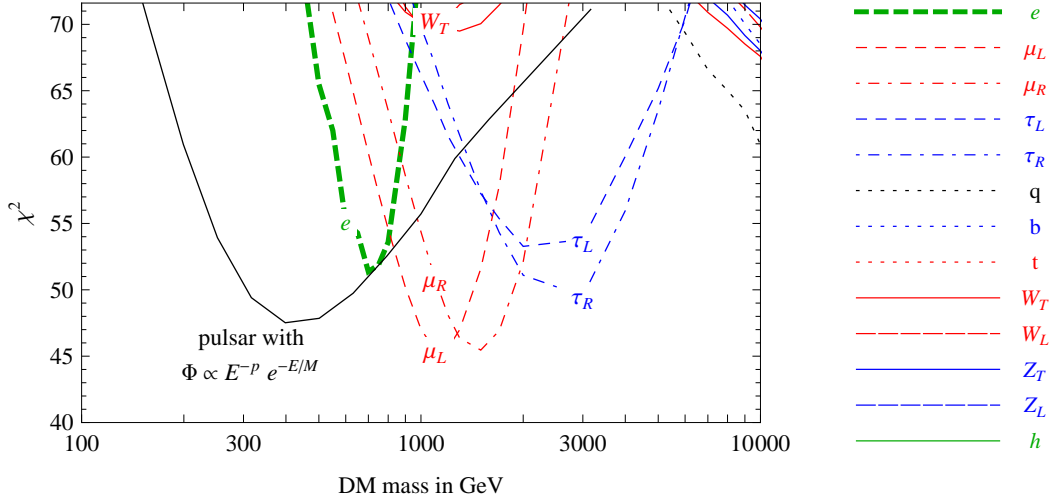


Figure 10: *Combined fit of preliminary PAMELA positron and balloon $e^+ + e^-$ data.*

always have annihilation channels producing antiproton excess. Therefore, the PAMELA data alone put very strong constraints on the mass of DM that have significant fraction of annihilations into quark or gauge boson channels.

7 PAMELA positron and balloon $e^+ + e^-$ data

Various balloon experiments measured the spectrum of $e^+ + e^-$ cosmic rays at energies higher than those where PAMELA can measure separately the e^- and e^+ spectra. If the $e^+/(e^+ + e^-)$ excess present in PAMELA data continues to rise in the same way at higher energies, the positron fraction becomes of order unity at a few hundred GeV, giving rise to an excess in the $e^- + e^-$ spectrum. The most recent and precise measurements by ATIC-2 [9] and PPB-BETS [8] indeed show a hint of an excess at such energies, which is not visible in the less precise EC data [10]. The experimental situation is therefore quite open at these high energies, due also to the intrinsic difficulty of the measurements and the analysis. The ATIC-4 [11] experiment already collected new data, and GLAST [12] is collecting new precise data, so that the possible structure in the $e^+ + e^-$ spectrum should soon be clarified. Keeping this in mind, we explore the impact of the currently available results. We fit ATIC-2, PPB-BETS and EC data, for a total of 37 data points.

As the DM annihilations necessarily should affect also the total $e^+ + e^-$ energy spectrum, various issues deserve to be studied. 1) Are DM annihilations compatible with this

hint? 2) Are DM annihilations compatible with this hint and with the PAMELA excess? 3) Even if this $e^- + e^-$ hint will not be confirmed, do $e^- + e^-$ data already constrain DM annihilations? The answer to all these questions is yes.

A comparison of the e^\pm energy spectra produced by the various annihilation channels shown in Fig. 6a indicates that only DM annihilations into e, μ or τ can reproduce the $e^+ + e^-$ excess for a DM mass around 1 TeV. In this case one obtains an excess in the positron fraction quantitatively similar to the one present in the preliminary PAMELA data. In Fig. 10 we present the combined fit to the lepton data.

- DM annihilations into μ seem to give the optimal energy spectrum and the best fit, as illustrated in the middle row of Fig. 1. Annihilations into e (τ) give a slightly poorer fit, because of a too (not enough) steep spectrum. The DM mass has to be around 1 TeV. Indeed, a heavier multi-TeV DM that annihilates into e, μ, τ is excluded, as a solution to the PAMELA excess, by $e^+ + e^-$ data. A lighter DM that fits the PAMELA excess instead gives a $\gtrsim 20\%$ drop in the $e^+ + e^-$ spectrum, not present in the ATIC-2 data: this is illustrated by the upper row of Fig. 1.
- All other non-leptonic channels give an $e^+ + e^-$ excess which is too smooth to reproduce the hint in $e^+ + e^-$ data, as illustrated in the bottom row of Fig. 1: should the excess in the $e^+ + e^-$ spectrum not be confirmed, multi-TeV DM with dominant non-leptonic annihilations will be able to reasonably agree with a smooth $e^+ + e^-$ spectrum, while still producing the PAMELA $e^+/(e^+ + e^-)$ excess.

So, as the combined fit to all existing data prefers 1 TeV DM which annihilates only to leptons, all the popular DM candidates discussed so far in this paper are disfavored. If ATIC-4 will confirm the $e^+ + e^-$ anomaly, DM particles must have quite unexpected properties.

8 Implications for DM direct detection

We explore the connection between the cross section $\sigma_{\text{ann}} v \sim 3 \cdot 10^{-23} \text{ cm}^3/\text{sec} \cdot (M/\text{TeV})^2$ suggested by the PAMELA indirect signal and the cross section σ_{dir} probed by direct detection experiments. Rather than studying precise but model-dependent implications, we try to delineate the qualitative generic pattern. Depending on the DM annihilation channel, there are three different possibilities. Taking into account a possibly large boost factor B_e and/or Sommerfeld enhancement S , we estimate:

- i) DM annihilation into particles contained in nuclei, i.e. into quarks. The qualitative connection between the cross sections is

$$\sigma_{\text{dir}} \sim \frac{m_N^2}{M^2} \frac{\sigma_{\text{ann}} v}{B_e S} \sim \frac{10^{-39} \text{ cm}^2}{B_e S} \quad (9)$$

although specific couplings can give one extra m_N^2/M^2 suppression. The experimental bound on the spin-independent direct cross section is at the 10^{-41} cm^2 level [25, 26]. In the light of large boost factors B_e and/or Sommerfeld correction S required by PAMELA, eq. (9) can be compatible with the present bounds.

- ii) DM annihilations into unstable SM particles not contained in normal matter, such as W, Z, h, μ, τ . Then a direct cross section is generated at loop level, so that one expects a σ_{dir} smaller than in eq. (9) by one or two loop factors $\sim (4\pi)^{-2}$. Furthermore, the mass scale at the denominator can be M_W^2 rather than M^2 . The connection is therefore model dependent: e.g. the Minimal Dark Matter quintuplet predicts $\sigma_{\text{dir}} \sim 10^{-44} \text{ cm}^2$ [38].
- iii) DM annihilations into electrons. In order to observe the DM elastic scattering on electrons bounded in atoms, DM $e^- \rightarrow \text{DM } e^-$, one needs collisions with the most bound atomic electrons, that have quasi-relativistic momentum, $p \sim m_e$, such that the recoil energy $\Delta E \sim vp$ is above threshold [39]. The qualitative connection is

$$\sigma_{\text{dir}} \sim \frac{m_e^2}{M^2} \frac{\sigma_{\text{ann}} v}{B_e S} \sim \frac{10^{-45} \text{ cm}^2}{B_e S}. \quad (10)$$

The experimental apparatus must be able to detect electrons and must have low energy threshold for the electron detection. Such an experiment is, for example, DAMA [27]. In order to explain the DAMA anomaly, the DM e^- cross section should be $\sigma_{\text{dir}} \sim 10^{-35} \text{ cm}^2 (M/\text{TeV})$. Thus, in this scenario, the PAMELA data points to very small direct cross section compared to the sensitivities of the present experiments.

Therefore DM motivated by the PAMELA anomaly is easily compatible with all the constraints from direct detection experiments.

9 Implications for collider experiments

We finally briefly discuss the implications for collider searches of the DM possibilities that our analysis has individuated as favored by the current data.

DM masses of $\mathcal{O}(10)$ TeV are of course out of the reach of the LHC. DM particles with ~ 1 TeV mass and weak interactions are at the limit of what can be detected by LHC experiments. DM particles with ~ 1 TeV mass which only couple to leptons would escape detection at LHC [40], unless accompanied by extra slightly heavier colored particles. In the latter scenario the experimental signature is the usual missing transverse momentum carried away by DM in the cascade decays of the new model-dependent colored particles. Such a DM cannot be produced in the ILC either, because of kinematical limitation

on the center of mass energy $\sqrt{s} = 0.5 - 1$ TeV. At future hypothetical e^+e^- colliders like CERN CLIC or in the $\mu^+\mu^-$ colliders with $\sqrt{s} > 2$ TeV, the direct production of DM particles is feasible. In particular, the PAMELA results on the annihilation cross section $\text{DM DM} \rightarrow \ell^+\ell^-$ imply a *lower bound* on the DM pair production cross section $\sigma(\ell^+\ell^- \rightarrow \text{DM DM})$ in those colliders. Even if the required large boost factor B is of astrophysical or cosmological origin, the production cross section of order 1 pb is large enough to observe such a DM at lepton colliders.

10 Discussion and conclusions

We studied if DM annihilations into two-body SM states can reproduce the features that seem present in the energy spectra of e^+, e^-, \bar{p} cosmic rays recently measured at energies between about 10 GeV and 3 TeV by the PAMELA [3], ATIC-2 [9] and PPB-BETS [8] experiments.

We found that:

- Considering the preliminary PAMELA positron data alone, the observed positron excess can be well fitted by DM annihilations into W, Z, e, μ, τ with any DM mass, and by DM annihilations into q, b, t, h with a multi-TeV DM mass.
- Adding the PAMELA anti-proton data suggests that the positron excess can be fitted by DM annihilations into W, Z, h (annihilations into q, b, t give poorer fits) only with a multi-TeV DM mass, unless boost factors or propagation strongly differentiate between e^+ and p^- . DM annihilations into leptons are still viable for any DM mass.
- Adding the balloon $e^+ + e^-$ data similarly suggests that DM annihilations into W, Z, h, b, q, t can fit the PAMELA excess only with a multi-TeV DM mass. Annihilations into e, μ, τ predict a feature in the $e^+ + e^-$ spectrum that, for a DM mass around one TeV, is compatible with the hint present in ATIC-2 and PPB-BETS data.
- The annihilation cross section suggested by the PAMELA data is a few orders of magnitude larger than what naturally suggested by the cosmological abundance, unless DM formed sub-halos. This enhancement could be due to a Sommerfeld non-relativistic enhancement of the annihilation cross section. Alternatively, this may indicate for non-thermal production of DM.
- Present data start to be sensitive to the polarization state of the DM annihilation products.

In the light of our results two solutions emerge for the DM.

1. The first possibility is a heavy DM, $M \gtrsim 10$ TeV, that annihilates into W^+W^- or hh (an example of a DM candidate of this sort is provided by the model of [38]). This possibility is illustrated by the lower row in Fig. 1, and will be tested by future \bar{p} data.
2. The second, more exciting, possibility is that the PAMELA excess has also been seen in $e^+ + e^-$ data, by ATIC and PPB-BETS. The forthcoming ATIC-4 and GLAST data should soon clarify this issue. In such a case the best fit is obtained for $M \approx 1$ TeV with DM annihilating into $\mu^+\mu^-$, and good fits are also obtained for $M \approx 800$ GeV if DM annihilates into e^+e^- , or $M \approx 2$ TeV if DM annihilates into $\tau^+\tau^-$. This is illustrated by the middle row in Fig. 1. The needed ‘boost times cross section’ is $B_e \sigma v \sim 3 \cdot 10^{-23} \text{ cm}^2/\text{sec}$.

In both cases, a DM particle compatible with the PAMELA anomaly has therefore unexpected properties. In general, \bar{p} and $e^+ + e^-$ data seem to indicate that DM masses around 100 GeV cannot fit the PAMELA anomaly, as illustrated by the fit in the upper row of Fig. 1. The favorite DM candidate, the supersymmetric neutralino [15], cannot annihilate directly into light leptons with a large cross section [18]. A multi-TeV Wino is a possible supersymmetric candidate, but supersymmetry would not naturally explain the breaking of the electroweak symmetry. The vector or Dirac fermion DM candidates appearing in the models of extra dimensions [41, 42, 43] and in the Little Higgs models [44] can annihilate directly into leptons. However, at the same time they also annihilate into quarks and/or into gauge and Higgs bosons. Therefore the masses of such DM candidates are also pushed to the multi-TeV region by the PAMELA antiproton data. Similarly, a LSP right-handed sneutrino with a sizable $\nu_R LH$ Yukawa coupling annihilates into both L and H (and consequently into longitudinal W, Z , that contain the Goldstone components of the Higgs doublet H), unless lighter than M_W . None of these theoretically motivated DM candidates mentioned here can explain the ATIC/PPB-BETS excess.

A model of a thermal DM candidate that can explain both the PAMELA and the ATIC/PPB-BETS excesses with an order one boost factor can be constructed as follows. We assume that lepton flavor $L_\mu - L_\tau$ is a spontaneously broken anomaly-free $U(1)_L$ gauge symmetry, with gauge coupling $\alpha_L \approx 1/50$ and vector mass $M_L \approx M_Z$. The DM candidate is a Dirac fermion with mass $M \approx 1.5$ TeV, charge $q_L = 2$ under the extra $U(1)$, and no SM gauge interactions. Its tree-level annihilation cross section relevant for cosmology, $\sigma v = 3\pi q_L^2 \alpha_L^2 / 4M^2 = 3 \cdot 10^{-26} \text{ cm}^3/\text{sec}$ at $v \sim 0.2$, is enhanced in astrophysics, up to $\sigma v \lesssim 2 \cdot 10^{-22} \text{ cm}^3/\text{sec}$ at $v \sim 10^{-3}$, by the Sommerfeld correction due to the extra $U(1)$, as computed in Fig. 1a of [24]. The photon spectrum resulting from these DM annihilations into μ and τ is hard, as can be seen in the right panel of Fig. 6. The discrete

parameter $q_L = 2$ has been adjusted such that the resulting correction to the magnetic moment of the muon, $\delta a_\mu = +g_L^2 m_\mu^2 / 12\pi^2 M_L^2$, reproduces the observed discrepancy with respect to the SM, $\delta a_\mu = (3 \pm 1)10^{-9}$ [45].

Finally, a third, less exciting possibility is that the features that appear in the e^+ and $e^+ + e^-$ spectra are not due to DM annihilations but to some astrophysical object, such as a nearby pulsar. Indeed it is expected that pulsars produce a power law spectrum (with index p around 1.5–2) of mostly electron-positron pairs, with a cut-off. The black line in Fig. 10 shows that a flux $\Phi_{e^-} = \Phi_{e^+} \propto E^{-p} e^{-E/M}$ with $p \sim 2$ and cut-off at $M \sim 300$ GeV does fit the e^+, e^- data. However, young nearby pulsars tend to give a cut-off at energies higher than what suggested by ATIC/PPB-BETS, while older pulsars tend to give a too low flux, as e^\pm had time to diffuse away [13]. An old intense pulsar no longer emits γ , so that it is difficult to distinguish it from DM annihilating into leptons; hopefully angular anisotropies of the e^+, e^- fluxes will help [13].

Acknowledgements We thank Dario Grasso, Nicolao Fornengo and Vyacheslav S. Rychkov for very useful discussions. This work was supported by the ESF Grant 6140 and by the Ministry of Education and Research of the Republic of Estonia. A.S. thanks the EU project ENTApP working group 2 for financial support. The work of M.C. is partially supported by the french ANR grants DARKPHYS and PHYS@COLCOS.

References

- [1] WMAP collaboration, arXiv:0803.0547.
- [2] P. Picozza *et al.*, *Astropart. Phys.* 27 (2007) 296 [arXiv:astro-ph/0608697]. Web page: <http://pamela.roma2.infn.it/index.php>.
- [3] We employ the preliminary data shown by M. Boezio on behalf of the PAMELA collaboration, talk presented at the idm2008 conference, Stockholm, Sweden, August 20, 2008.
- [4] HEAT collaboration, *Astrophys. J.* 482 (1997) L191 [arXiv:astro-ph/9703192].
- [5] AMS-01 Collaboration: M. Aguilar *et al.*, *Phys. Lett. B* 646 (2007) 145-154 [arXiv:astro-ph/0703154].
- [6] O. Adriani *et al.* (PAMELA coll.), submitted to PRL.
- [7] J.M. Clem *et al.*, *The Astrophysical Journal* 464, 507 (1996).
- [8] PPB-BETS collaboration, arXiv:0809.0760.
- [9] J. Chang, W.K.H. Schmidt, J.H. Adams *et al.*, *Proc. of 29th ICRC (Pune)* 3, 1-4, 2005.
- [10] T. Kobayashi, J. Nishimura, Y. Komori, T. Shirai, N. Tateyama, T. Taira, K. Yoshida, T. Yuda (EC collaboration), *Proceedings of 1999 ICRC, Salt Lake City 1999, Cosmic ray*, vol. 3, pag. 61–64.
- [11] Talk by J.P. Wefel at ISCRA 2008, Erice, Italy, 2008, <http://laspace.lsu.edu/ISCRA/ISCRA2008>.
- [12] GLAST collaboration, ‘*Measuring 10-1000 GeV Cosmic Ray Electrons with GLAST/LAT*’, talk at the ICRC07 conference.
- [13] A. M. Atoian, F. A. Aharonian and H. J. Volk, *Phys. Rev. D* 52 (1995) 3265. I. Büsching *et al.*, arXiv:0804.0220. T. Kobayashi, Y. Komori, K. Yoshida and J. Nishimura, *Astrophys. J.* 601 (2004) 340 [arXiv:astro-ph/0308470].

- [14] See, for a recent analysis, J. Lavalle, J. Pochon, P. Salati and R. Taillet, arXiv:[astro-ph/0603796](#) and J. Lavalle, Q. Yuan, D. Maurin and X. J. Bi, arXiv:[0709.3634](#).
- [15] J. R. Ellis, J. S. Hagelin, D. V. Nanopoulos, K. A. Olive and M. Srednicki, Nucl. Phys. B 238, 453 (1984).
- [16] G. Bertone, D. Hooper and J. Silk, Phys. Rept. 405, 279 (2005) [arXiv:hep-ph/0404175].
- [17] D. Hooper and S. Profumo, Phys. Rept. 453, 29 (2007) [arXiv:hep-ph/0701197].
- [18] L. Bergstrom, T. Bringmann and J. Edsjo, arXiv:0808.3725.
- [19] M. Cirelli and A. Strumia, arXiv:[0808.3867](#).
- [20] V. Barger, W. Y. Keung, D. Marfatia and G. Shaughnessy, arXiv:0809.0162.
- [21] I. Cholis, L. Goodenough, D. Hooper, M. Simet and N. Weiner, arXiv:0809.1683.
- [22] M. Beltran, D. Hooper, E. W. Kolb and Z. C. Krusberg, arXiv:0808.3384
- [23] J. Hisano, S. Matsumoto, M. M. Nojiri and O. Saito, Phys. Rev. D 71 (2005) 015007 [hep-ph/0407168];
- [24] M. Cirelli, A. Strumia, M. Tamburini, Nucl. Phys. B 787 (2007) 152 [arXiv:[0706.4071](#)].
- [25] CDMS collaboration, 0802.3530.
- [26] XENON Collaboration, Phys. Rev. Lett. 100, 021303 (2008) [arXiv:0706.0039].
- [27] DAMA collaboration, arXiv:0804.2741.
- [28] C. T. Hill and R. J. Hill, Phys. Rev. D 76 (2007) 115014 [arXiv:0705.0697].
- [29] T. Sjostrand, S. Mrenna, P. Skands, Comput. Phys. Com. 178, 852 (2008) [arXiv:0710.3820].
- [30] Z. Was and P. Golonka, Nucl. Phys. Proc. Suppl. 144, 88 (2005) [arXiv:hep-ph/0411377].
- [31] T. Delahaye, R. Lineros, F. Donato, N. Fornengo and P. Salati, Phys. Rev. D 77, 063527 (2008) [arXiv:0712.2312].
- [32] F. Donato, N. Fornengo, D. Maurin and P. Salati, Phys. Rev. D **69** (2004) 063501 [arXiv:astro-ph/0306207].
- [33] M. Cirelli, R. Franceschini, A. Strumia, Nucl. Phys. B 800 (2008) 204 [arXiv:[0802.3378](#)].
- [34] T. Bringmann and P. Salati, Phys. Rev. D 75 (2007) 083006 [arXiv:[astro-ph/0612514](#)].
- [35] T. Delahaye et al., DFTT 25/2008 (to appear). Lecture by P. Salati at the Cargese 2007 Summer School and talk by N. Fornengo at the NOW 2008 workshop.
- [36] A. Strumia, F. Vissani, arXiv:[hep-ph/0503246](#).
- [37] T. Moroi and L. Randall, Nucl. Phys. B 570, 455 (2000) [arXiv:hep-ph/9906527].
- [38] M. Cirelli, N. Fornengo, A. Strumia, Nucl. Phys. B 753 (2006) 178 [arXiv:[hep-ph/0512090](#)].
- [39] R. Bernabei *et al.*, Phys. Rev. D 77, 023506 (2008) [arXiv:0712.0562].
- [40] CMS collaboration, J. Phys. G 34, 995 (2007).
- [41] G. Servant and T. M. P. Tait, Nucl. Phys. B 650, 391 (2003) [arXiv:hep-ph/0206071].
- [42] H. C. Cheng, J. L. Feng and K. T. Matchev, Phys. Rev. Lett. 89, 211301 (2002) [arXiv:hep-ph/0207125].
- [43] K. Agashe and G. Servant, Phys. Rev. Lett. 93, 231805 (2004) [arXiv:hep-ph/0403143].
- [44] H. C. Cheng and I. Low, JHEP 0408, 061 (2004) [arXiv:hep-ph/0405243].
- [45] For a review see F. Jegerlehner, Acta Phys. Polon. B 38 (2007) 3021 [arXiv:hep-ph/0703125].