

Geometric-Phase-Effect Tunnel-Splitting Oscillations in Single-Molecule Magnets with Fourth-Order Anisotropy Induced by Orthorhombic Distortion

M. S. Foss-Feig* and Jonathan R. Friedman

Department of Physics, Amherst College, Amherst, MA 01002-5000

(Dated: May 29, 2019)

Abstract

We analyze the interference between tunneling paths that occurs for a spin system with both fourth-order and second-order transverse anisotropy. Using an instanton approach, we find that as the strength of the second-order transverse anisotropy is increased, the tunnel splitting is modulated, with zeros occurring periodically. This effect results from the interference of four tunneling paths connecting easy-axis spin orientations and occurs in the absence of any magnetic field.

PACS numbers: 75.45.+j, 75.50.Xx, 03.65.Vf, 03.65.Xp

Geometric-phase effects play an important role in spin dynamics. Notably, a geometric phase lies at the heart of spin-parity effects, such as Kramers degeneracy [1, 2, 3]. Tunneling of a spin (or magnetic particle) between degenerate orientations can be modulated by such geometric-phase effects via the interference between multiple tunneling paths, with complete suppression (or “quenching”) of the tunnel splitting occurring when tunneling paths destructively interfere.

Garg has considered the case in which the tunneling of a spin with biaxial anisotropy can be modulated by the application of a field along the hard axis [4, 5]. Specifically, he studied the Hamiltonian

$$\mathcal{H} = D \left(J^2 - \hat{J}_z^2 \right) + E \left(\hat{J}_x^2 - \hat{J}_y^2 \right) - h_x \hat{J}_x, \quad (1)$$

for spin J and anisotropy constants $D > E > 0$ and $h_x \equiv g\mu_B H_x$. He showed periodic quenching of the tunnel splitting as a function of magnetic field H_x due to geometric-phase interference between tunneling paths. Several extensions and variants of this problem have been studied theoretically [5, 6, 7, 8, 9, 10, 11, 12, 13, 14, 15]. In a ground-breaking experiment, Wernsdorfer and Sessoli [16] found clear evidence of this effect in the single-molecule magnet Fe_8 , which is reasonably well described by Eq. 1.

The case originally studied by Garg involved no magnetic field along the longitudinal (z) direction. Tunneling can occur between the metastable ground state $|J\rangle$ and an excited state $| -J + n\rangle$ when the applied field brings them into resonance, i.e. when $h_z \equiv g\mu_B H_z = nD, n = 0, 1, 2, \dots, 2J - 1$ [17]. In Fe_8 , it was discovered that at these resonance longitudinal fields, a transverse field along the hard axis continued to produce interference effects [16]. Thus, at certain values of h_z and h_x , destructive interference occurs, suppressing tunneling. These so-called diabolical points in parameter space have been studied theoretically by several authors using different approaches [5, 6, 7, 10, 14].

The Mn_{12} single-molecule magnet has a four-fold transverse magnetic anisotropy and, like Fe_8 , displays resonant tunneling between two easy-axis orientations [17]. One variant of this molecule, $\text{Mn}_{12}\text{-tBuAc}$, appears to display the four-fold symmetry with high accuracy [18, 19]. Here we consider the interference that occurs between tunneling paths in such a system and how that interference can be modified by the presence of a second-order transverse anisotropy perturbation. Such a perturbation could potentially be induced by the application of uniaxial pressure to a sample of Mn_{12} . We find that the tunnel splitting is periodically quenched as a function of the strength of the perturbation. This interference effect takes place *in the absence of any magnetic field*. In addition, we find a pattern of diabolical points in parameter space when a longitudinal field h_z is

applied.

We consider a spin governed by the Hamiltonian

$$\mathcal{H} = D \left(J^2 - \hat{J}_z^2 \right) + k \left(\hat{J}_+^4 + \hat{J}_-^4 \right) + \lambda \left(\hat{J}_x^2 - \hat{J}_y^2 \right), \quad (2)$$

where the \hat{J} 's are standard spin operators. We restrict the values of k and λ such that the z axis is the spin's easy axis [20]. We choose $k > 0$ so that the x and y axes the hard axes. For $\lambda > 0$ the last term in Eq. (2) breaks the four-fold rotational symmetry of the Hamiltonian by increasing (decreasing) the anisotropy energy along the x (y) axis. As we will show, it also induces a geometric-phase effect that can lead to the suppression of tunneling between the two easy-axis directions.

We calculate the ground-state tunnel splitting using an instanton approach, valid in the semi-classical limit of large J . Since we are considering tunneling between energy minima, there can be no classical trajectories connecting the endpoints of the motion. The quantum trajectories with the largest amplitude are the instantons, obtained from the Euclidian (imaginary-time) Lagrangian

$$L_E = L(t \rightarrow -i\tau) = iJ (\cos \theta - 1) \frac{d\phi}{d\tau} - \mathcal{H}(\theta, \phi). \quad (3)$$

Since the instanton paths are extrema of the action in imaginary time, the total energy must be a conserved quantity along each path.

The ground-state (zero-temperature) tunneling rate is given by

$$\Delta = \sum_i \gamma_i e^{-S_{E,i}}, \quad (4)$$

where the sum is over all instantons and the pre-factors γ_i arise from integrating the fluctuations around the instanton paths [21]. The Euclidean action S_E for an instanton path is

$$\begin{aligned} S_E &= - \int_{\tau_i}^{\tau_f} L_E d\tau \\ &= iJ \int_{\phi(-\infty)}^{\phi(+\infty)} (1 - \cos \theta) d\phi + \int_{\tau_i}^{\tau_f} \mathcal{H}(\theta, \phi) d\tau \end{aligned} \quad (5)$$

The first term has the form of a Berry phase: The difference in the imaginary part of the action between two paths is proportional to the real part of the solid angle (on the complexified unit sphere) circumscribed by the two paths. Since the last term is the total energy, it is a constant for an instanton path and, by construction, zero for the Hamiltonian, Eq. (2).

For the case of Eq. (2), the spin dynamics can be understood in terms of four instanton paths along the complexified unit sphere. When $\lambda = 0$, the spin's energy in the x-y plane has four equivalent minima, with instanton paths connecting the +z and -z directions virtually “passing through” these minima, as shown schematically in the left panel of Fig. 1. For $\lambda > 0$, the energy landscape is changed, as shown in the right panel of Fig. 1, and the instanton paths are pulled towards the y axis. Reflection symmetry in the x-z and y-z planes requires that all four paths have the same amplitude, but each has a different geometric phase that leads to interference. We therefore concern ourselves with calculating the imaginary part of the action. The interference effect can be understood by considering, say, the top two paths in Fig. 1. The solid angle between these paths decreases with increasing λ , modulating the interference between their tunneling amplitudes. An identical effect occurs for the bottom two paths.

For ease of computation we measure energy in units of D (i.e. we set $D = 1$). We choose slightly unconventional spherical coordinates, with the polar angle θ measured from the x axis and the azimuthal angle ϕ measured from the y axis to avoid having coordinate singularities at the poles. In terms of these angles, the classical energy associated with Eq. (2) is

$$E_{cl}(\theta, \phi) = J^2(1 - \sin^2 \theta \sin^2 \phi) + \lambda J^2(\cos^2 \theta - \sin^2 \theta \cos^2 \phi) + 2kJ^4(\cos^4 \theta + \sin^4 \theta \cos^4 \phi - 6 \cos^2 \theta \sin^2 \theta \cos^2 \phi), \quad (6)$$

which has two degenerate absolute minima (with $E_{cl} = 0$) at $\theta = \pi/2, \phi = \pm\pi/2$.

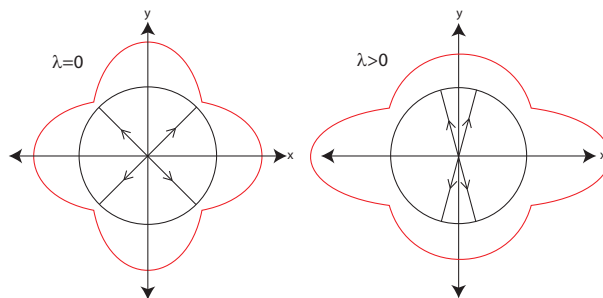


FIG. 1: (Color online) Energy of the spin on the equator of the unit sphere (x-y plane), shown by the red line for $\lambda = 0$ and $\lambda > 0$, as indicated. The arrows indicate schematically the four tunneling paths.

We can quickly gain a large amount of information about the instantons by solving Eq. (6) for the $\theta(\phi)$ paths that conserve energy. Making the substitution $p = J \cos \theta$, the conjugate momentum

to ϕ , the instantons must satisfy the constraint $E_{cl} = 0$, which has four solutions:

$$p_{\pm,\pm}(\phi) = \pm J \sqrt{\frac{A(\phi) \pm i\sqrt{B(\phi)}}{C(\phi)}}, \quad (7)$$

where the subscripts refer to the choices of signs and

$$\begin{aligned} A(\phi) &= 4a \cos^4 \phi + 12a \cos^2 \phi - \sin^2 \phi - \lambda \cos^2 \phi - \lambda \\ B(\phi) &= -(128a^2 + 16a(\lambda - 2) + (\lambda - 1)^2) \cos^4 \phi \\ &\quad + 2(1 - \lambda^2 + 8a(\lambda + 2)) \cos^2 \phi - (\lambda + 1)^2 \\ C(\phi) &= 4a(\cos^4 \phi + 6 \cos^2 \phi + 1), \end{aligned} \quad (8)$$

with $a \equiv kJ^2$.

Two of the solutions in Eq. (7), $p_{\pm,+}$, do not have values of $p = 0$ at the endpoints $\phi = \pm\pi/2$. While such "boundary-jump instantons" [10] are allowed solutions, numerical evaluation of these solutions shows that their action is much larger than for the other two solutions and therefore they give negligible contribution to the tunnel splitting. We neglect them in further discussion.

The other solutions $p_{\pm,-}$ for $0 < a < 1/2$ and $|\lambda| < \lambda_c = 4\sqrt{a - 2a^2}$ have four branch points along the real- ϕ axis at $\phi = \pm\pi/2$ and at the zeros of $B(\phi)$ [20]. Evaluating the action along the real- ϕ axis is then potentially problematic and the integration contour must be chosen with some care. A judicious choice of branch cuts is shown in Fig. 2. We find the instanton trajectories by considering the (imaginary) time dependence of the coordinates.

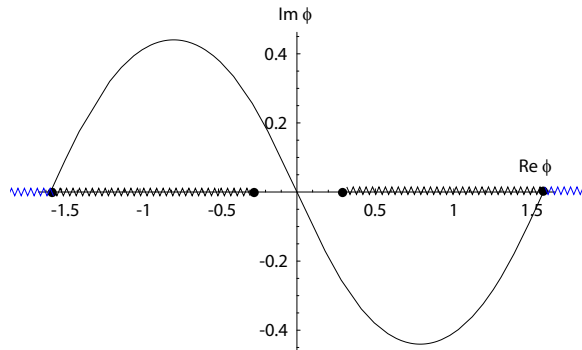


FIG. 2: Instanton contour in the complex- ϕ plane for $a = 10^{-4}$ and $\lambda = 0$. Branch points and branch cuts are shown. The contour changes only slightly as a is varied by orders of magnitude.

The equations of motion for the variables ϕ and p can be found using Hamilton's equations:

$$\dot{\phi} = -2iJp(4ap^2 + J^2 \sin^2 \phi + \lambda J^2(1 + \cos^2 \phi) + 12a(2p^2 - J^2) \cos^2 \phi + 4a(J^2 - p^2) \cos^4 \phi)/J^2 \quad (9)$$

$$\dot{p} = -i \sin(2\phi)(J^2 - p^2)(2a(J^2 - 7p^2) + J^2(1 - \lambda) + 2a(J^2 - p^2) \cos(2\phi))/J^2. \quad (10)$$

Eq. (9) can be decoupled by substituting one of the solutions $p_{\pm,-}$. The equation can then be solved numerically to find the real and imaginary parts of $\phi(\tau)$. For each choice of $p_{\pm,-}$ we find two solutions, one with endpoints at $\phi = \pm\pi/2$ (passing through $\phi = 0$) and the other with endpoints $\phi = \pi/2$ and $3\pi/2$ (passing through $\phi = \pi$) [22]. Four more solutions can be found by noting that Eqs. (9) and (10) are invariant under the transformation ($\phi \rightarrow -\phi^*, p \rightarrow p^*$) followed by complex conjugation of the equations. This yields a total of eight solutions, four of which are instantons and four anti-instantons. These can be sorted by using Eq. 9 to determine the sign of $\dot{\phi}$ at the midpoint of each solution. Table I indicates the Euclidean action integrals for the four instantons, with the limits designating the direction of the path about the polar axis.

Instanton	Euclidean Action
1	$iJ \int_{\pi/2}^{-\pi/2} (1 - p_{+,-}(\phi)) d\phi$
2	$iJ \int_{\pi/2}^{3\pi/2} (1 - p_{-,-}(\phi)) d\phi$
3	$iJ \int_{\pi/2}^{-\pi/2} (1 - p_{+,-}^*(\phi)) d\phi$
4	$iJ \int_{\pi/2}^{3\pi/2} (1 - p_{-,-}^*(\phi)) d\phi$

TABLE I: Instanton Actions: The upper bound $-\pi/2$ versus $3\pi/2$ is intended to convey whether the instanton runs through 0 or π .

By symmetry, only one of these integrals need actually be evaluated. The contour in the ϕ plane associated with one of these solutions (Instanton 1) is shown in Fig. 2. That the contour begins and ends at a branch point poses no complications since the integrand vanishes smoothly at those points. With the branch cuts shown, the contour can be continuously deformed onto (or within ϵ of) the real- ϕ axis. Along this axis, the real part of the $p_{\pm,-}$ (the part we are interested in), is only non-zero between the inner two branch points. The imaginary part of the Euclidean action (for

Instanton 1) can then be written as

$$\begin{aligned} S_I &= -J(\pi + I) \\ I &= \frac{1}{J} \int_b^{-b} \text{Re} [p_{+,-}(\phi)] d\phi, \end{aligned} \quad (11)$$

where $\pm b$ are the positions of the inner branch points. Proceeding similarly for the other instantons, the total tunnel splitting can be calculated using Eq. (4):

$$\begin{aligned} \Delta(\lambda) &\propto e^{-S_R} [e^{-iJ\pi} (e^{-iJI} + e^{iJI}) + e^{iJ\pi} (e^{-iJI} + e^{iJI})] \\ &= 4e^{-S_R} \cos(J\pi) \cos(JI), \end{aligned} \quad (12)$$

where S_R is the real part of the Euclidean action and the same for all instantons. The factor $\cos(J\pi)$ ensures that the tunnel splitting is zero for half-integer spin, in accordance with Kramers' theorem [1, 2]. It arises from the interference between diametrically opposite paths (Fig. 1) that remains constructive (destructive) for integer (half-integer) values of J as λ is varied. The $\cos(JI)$ factor is of chief concern here. Since the integral I depends on anisotropy parameters a and λ , variations in these parameters can modulate the tunnel splitting, with complete suppression of tunneling when $JI = (2n + 1)\pi/2$ for integer n . For fixed a , as λ is increased from zero, the inner branch points move towards each other and the value of I decreases, resulting in repeated suppression of tunneling until $\lambda = \lambda_c = 4\sqrt{a - 2a^2}$ at which point $b = 0$ and the value of I goes to zero.

An approximate expression for I can be obtained by treating the integrand as a function of two independent parameters (a and λ/λ_c) and expanding in a power series in a . The resulting integrals can be done by elementary means. We obtain

$$I = \frac{\pi}{2} \left(1 - \frac{\lambda}{\lambda_c}\right) g(a, \lambda), \quad (13)$$

where $g(a, \lambda)$, up to order a^2 , is

$$g(a, \lambda) = 1 + \frac{\lambda}{\lambda_c} \left(1 + \frac{\lambda}{\lambda_c}\right) \left(\frac{3a}{2} - \frac{a^2}{16} \left(9 - 133 \left(\frac{\lambda}{\lambda_c}\right)^2\right)\right). \quad (14)$$

Fig. 3 compares the results of Eqs. (13) and (14) (solid blue curve) to exact numerical evaluation of I (points) for $a = \frac{2-\sqrt{2}}{8}$, the largest value of a for which I can be meaningfully evaluated for all $\lambda < \lambda_c$ [20]. Even at this relatively large value for a , Eq. (13) is clearly an excellent approximate expression for I , although for such large values of a and λ the instanton approximation is questionable since the barrier has nearly disappeared. The λ -dependence of I is clearly dominated by

the $\left(1 - \frac{\lambda}{\lambda_c}\right)$ factor in Eq. (13), responsible for the nearly linear behavior seen in the figure. To illustrate the geometric interference effect, the figure also shows the behavior of the magnitude of $\cos(JI)$ factor in Δ as a function of λ (red dashed curve) for $J = 10$. We note that when J is an odd integer, the zeros in Δ start at $\lambda = 0$ (because $I = \pi/2$ at this point), as expected by general symmetry considerations [2]. Since the argument of cosine ranges from zero to $J\pi/2$, the number of zeros is $\lfloor (J + 1)/2 \rfloor$.

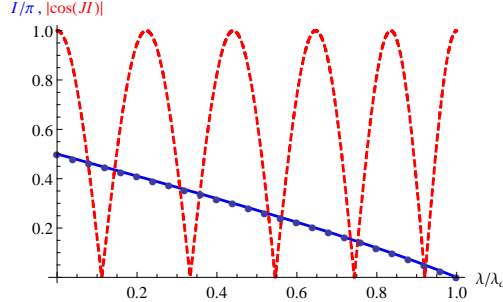


FIG. 3: (Color online) I/π (blue, solid curve and points) and $|\cos(JI)|$ (red, dashed) as a function of λ/λ_c for $a = \frac{2-\sqrt{2}}{8}$ and $J = 10$. The points are the result of numerical evaluation of I whereas the solid blue curve is obtained using Eq. (13). The value of a used is the largest one for which the problem is well defined for all values of $\lambda < \lambda_c$.

Finally, we investigated the effect of a longitudinal field on the geometric-phase interference. Such a field introduces a term $-h_z S_z$ into the Hamiltonian, breaking the symmetry between up and down directions of spin but preserving other rotational and reflection symmetries. In particular, the four instanton paths maintain the same amplitude and will continue to interfere.

Similar to what was found for the biaxial spin, we determined that for a spin with Hamiltonian Eq. 2 at certain longitudinal fields, varying λ causes the tunnel splitting to oscillate with perfect degeneracies occurring at a discrete set of diabolical points in $\lambda - h_z$ space. The effect can be most readily addressed by invoking the argument of Bruno [14] that tunneling between $|J\rangle$ and $| - J + n\rangle$ can be mapped approximately onto the problem of tunneling between the ground states $|\tilde{J}\rangle$ and $| - \tilde{J}\rangle$ of an effective spin $\tilde{J} = J - n/2$ in zero magnetic field. Making the substitution $J \rightarrow \tilde{J}$ in Eqs. (12) and (13) and keeping in mind that both a and λ_c are functions of J , we can generate the full set of diabolical points. If a is small, we can approximate $g(a, \lambda) \approx 1$ and get the following simple expressions for the diabolical points.

$$\begin{aligned}
h_z &= nD, \\
\lambda &= 4\sqrt{kD - 2(k\tilde{J})^2} \left[\tilde{J} - 2l - 1 \right],
\end{aligned}
\tag{15}$$

where $l = 0, 1, \dots, \lfloor (\tilde{J} - 1)/2 \rfloor$ and n is an even (odd) integer when J is a (half-)integer. For other integer values of n , Eq. (12) yields exactly zero tunnel splitting for all values of λ , as expected in the absence of a transverse field. In these expressions, we have restored the anisotropy parameter D . Fig. 4 shows a comparison between the results of Eq. (15) and exact numerical diagonalization of the Hamiltonian using $J = 10$ and $k/D = 0.0002$, a value close to that of Mn_{12} . The agreement is obviously very good.

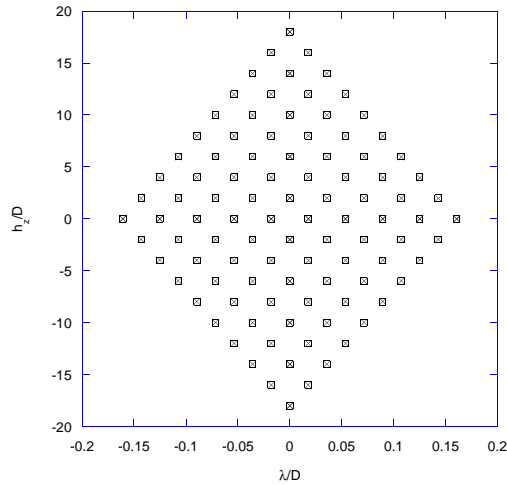


FIG. 4: Diabolical points in $h_z - \lambda$ parameter space with $k = 0.0002D$ and $J = 10$ (i.e. Mn_{12}) calculated using Eq. (15) (squares) and by exact diagonalization of the Hamiltonian (\times 's). Points at negative values of h_z and λ were obtained by reflection in the horizontal and/or vertical axis.

In summary, we predict a geometric-phase interference effect involving four instanton paths that can be modulated by the strength of the second-order transverse anisotropy, leading to a nearly periodic suppression of tunneling in the absence of any external field. In principle, this effect can be experimentally realized through the application of uniaxial stress along one of the hard-axis directions of a four-fold symmetric single-molecule magnet, such as Mn_{12} .

We thank W. Loinaz, K. Jagannathan, R. Benedetto, D. Velleman, R. Behrend and E. H. da Silva Neto for useful discussions. Support for this work was provided by the National Science Foundation under grant no. DMR-0449516.

-
- [*] Current address: Department of Physics, University of Colorado, Boulder, CO 80309
- [1] D. Loss, D. P. DiVincenzo, and G. Grinstein, *Phys. Rev. Lett.* **69**, 3232 (1992).
- [2] J. von Delft and C. L. Henley, *Phys. Rev. Lett.* **69**, 3236 (1992).
- [3] E. M. Chudnovsky and D. P. DiVincenzo, *Phys. Rev. B* **48**, 10548 (1993).
- [4] A. Garg, *Europhys. Lett.* **22**, 205 (1993).
- [5] A. Garg, in *Exploring the Quantum/Classical Frontier: Recent Advances in Macroscopic Quantum Phenomena*, edited by J. R. Friedman and S. Han (Nova Science, Hauppauge, NY, 2003), p. 219.
- [6] A. Garg, *Phys. Rev. Lett.* **83**, 4385 (1999).
- [7] J. Villain and A. Fort, *Eur. Phys. J. B* **17**, 69 (2000).
- [8] E. M. Chudnovsky and X. Martinez-Hidalgo, *Europhys. Lett.* **50**, 395 (2000).
- [9] M. N. Leuenberger and D. Loss, *Phys. Rev. B* **63**, 054414 (2001).
- [10] E. Keçecioğlu and A. Garg, *Phys. Rev. B* **63**, 064422 (2001); *Phys. Rev. Lett.* **88**, 237205 (2002).
- [11] C. S. Park and A. Garg, *Phys. Rev. B* **65**, 064411 (2002).
- [12] G.-H. Kim, *J. Appl. Phys.* **91**, 3289 (2002).
- [13] Z.-D. Chen, *Europhys. Lett.* **62**, 726 (2003).
- [14] P. Bruno, *Phys. Rev. Lett.* **96**, 117208 (2006).
- [15] M. N. Leuenberger and E. R. Mucciolo, *Phys. Rev. Lett.* **97**, 126601 (2006).
- [16] W. Wernsdorfer and R. Sessoli, *Science* **284**, 133 (1999).
- [17] J. R. Friedman, M. P. Sarachik, J. Tejada, and R. Ziolo, *Phys. Rev. Lett.* **76**, 3830 (1996).
- [18] S. Hill, N. Anderson, A. Wilson, S. Takahashi, N. E. Chakov, M. Murugesu, J. M. North, N. S. Dalal, and G. Christou, *J. Appl. Phys.* **97**, 10M510 (2005).
- [19] W. Wernsdorfer, M. Murugesu, and G. Christou, *Phys. Rev. Lett.* **96**, 057208 (2006).
- [20] At $a \equiv kJ^2 = 1/2$ and $\lambda = 0$, the energy barrier between the minima at $\pm z$ directions disappears and it is then meaningless to discuss tunneling between those orientations. Increasing λ reduces the barrier further: when $\lambda = \lambda_c \equiv 4\sqrt{a - 2a^2}$, the barrier disappears at $a = 1/6$. A more subtle effect occurs when $a > \frac{2-\sqrt{2}}{8}$ for which $\lambda_c > 1$: at $\lambda = 1$ the energy minima bifurcate and move off the poles, changing the nature of the problem being considered. We therefore restrict a to be less than this value.
- [21] R. Rajaraman, *Solitons and Instantons: An Introduction to Solitons and Instantons in Quantum Field*

Theory (Elsevier Science, Amsterdam, 1989).

- [22] While our numerical calculations show that each is a solution, we have not proven that these are the *only* solutions. However, we do not expect more than four instanton solutions with equal magnitude actions given the symmetry of the problem.