

International Journal of Modern Physics D
© World Scientific Publishing Company

Aspects of Causality in Regge Calculus

Parandis Khavari

*Department of Astronomy and Astrophysics, University of Toronto, 50 Saint George Street,
Toronto, ON, M5S 3H4, Canada
khavari@astro.utoronto.ca*

Charles C. Dyer

*Department of Astronomy and Astrophysics, University of Toronto, 50 Saint George Street,
Toronto, ON, M5S 3H4, Canada
and Department of Physical and Environmental Sciences, University of Toronto at Scarborough,
1265 Military Trail, Toronto, ON, M1C 1A4, Canada
dyer@astro.utoronto.ca*

Received Day Month Year

Revised Day Month Year

Communicated by Managing Editor

A (3+1)-evolutionary method in Regge Calculus, essentially a method of approximating manifolds with rigid simplices, makes an excellent tool to probe the evolution of manifolds with non-trivial topology. The “Parallelizable Implicit Evolution Scheme” in Regge Calculus is one such method, powerful enough to investigate manifolds devoid of symmetry. Causality however, has not been incorporated in this method properly. In this paper, we show how causality can be accounted for in this evolutionary scheme: we derive three different equations corresponding to the variation of a time-like bone with respect to a time-like edge and a time-like or a space-like bone with respect to a space-like edge. In addition, we conclude that in a curved empty space, a space-like edge which is a side to a space-like bone must also be a side to at least a time-like bone.

Keywords: Causality; Minkowskian Geometry; Regge Calculus.

1. Introduction

Regge Calculus¹ is a numerical method in General Relativity that trades curved manifolds for skeletonized space-times. Considered a finite element method, Regge Calculus approximates a manifold using rigid simplices, higher dimensional generalization of triangles and tetrahedra. Once an n-dimensional manifold is approximated by n-dimensional simplices, the intrinsic curvature is concentrated on sub-simplices of co-dimension two; the geometry is then flat everywhere within each simplex. The amount of curvature residing on the so-called hinge or bone (sub-simplex of co-dimension two) is then represented by the ‘deficit angle’¹. In this formalism, the dynamical variables are the edge lengths of the simplices which indeed play the role of the metric in the continuum limit.

2 *Authors' Names*

In addition to being a powerful tool for investigation of problems devoid of symmetry, today Regge Calculus is considered a promising method in the search for a theory of Quantum Gravity (see the extensive review by Hamber ²). We believe that Regge Calculus is also an excellent method to incorporate non-trivial topology into General Relativity, which only provides one with local geometry and gives very little information about global features of a manifold including its topology. One can examine the evolution of a space-time using a (3+1)-evolutionary method in the context of Regge Calculus.

One such evolutionary scheme, entitled “Parallelizable Implicit Evolution Scheme”, was presented by Barrett et al. ³ based on earlier work by Sorkin ⁴ and will be briefly described in section (3). Barrett et al. used their method to investigate the evolution of a skeletonized, spatially closed, Friedmann-Lemaître-Robertson-Walker (FLRW) universe. However the evolution of the skeletonized FLRW universe stopped well before the spatial volume of this universe became zero. This behavior was also observed by Brewin who used the so-called “Prism Method” to examine the evolution of a skeletonized FLRW universe in the frame work of Regge Calculus ⁵. We believe that the reason behind this strange behavior is the fact that causality is not incorporated correctly in the Regge Equation. As the “Parallelizable Implicit Evolution Scheme” appears to be the most successful (3+1) evolutionary method in the context of Regge Calculus, we will concentrate on this method and show how causality can be accounted for in this evolutionary scheme. This will in turn make the “Parallelizable Implicit Evolution Scheme” an efficient tool in examining the evolution of skeletonized manifolds.

One crucial quantity that is used in our analysis is the area of a triangular bone in a pseudo-Riemannian 4-dimensional skeletonized space-time. Since the edges of this triangular bone can in principle be any combination of time-like, space-like or null vectors, it is important to find a single formula (that can easily be used in a computer code) from which the area of any type of triangular bone is given in terms of its edge lengths and only its edge lengths as this is the sole piece of information at hand when one implements Regge Calculus. To our knowledge, such a formula, does not exist for triangles with mixed edges. Section (2) discusses the importance of the area of a triangular bone in Regge Calculus and the complications involved in calculating this area upon the introduction of Lorentzian signature. Appendix A is devoted to finding a formula from which the area of a triangular bone in a skeletonized space-time, with $(- + ++)$ signature, can be obtained. We discuss the subtleties involved in such calculations in detail.

In section (3), after a brief review of the “Parallelizable Implicit Evolution Scheme”, we re-write the Regge equations for a pseudo-Riemannian manifold, taking causality restrictions into account. As this paper is concerned with classical

applications of Regge Calculus, the dimension of the manifolds under consideration is assumed to be four unless otherwise stated.

2. Area of a Bone In Regge Calculus

To write the analog of Einstein's equations for a skeletonized space-time, it is often easier to start with the relevant action and vary it with respect to edge lengths. Regge's action is given by:

$$I = \sum_n A_n \epsilon_n \quad (1)$$

where A_n is the area content of a bone and ϵ_n is the deficiency associated with this bone. In his primary paper on this method of approximation, Regge showed that one can vary the action, with respect to the edge lengths, as if the deficiencies were constant. In a skeletonized Riemannian manifold, the curvature is concentrated on Euclidean triangles. Varying the action with respect to the edge lengths of a Riemannian skeletonized manifold, Regge obtained:

$$\frac{l_p}{2} \sum_n \cot \xi_{pn} \epsilon_n = 0$$

This is the analog of Einstein's equation for an empty skeletonized space-time with positive definite signature.

The triangular bones of a 4-dimensional pseudo-Riemannian manifold however, are not all of the same nature and in principle can be built out of any possible combination of time-like, space-like or null edges. The bones appearing in a pseudo-Riemannian skeletonized manifold are divided into two groups: space-like bones and time-like bones¹. All the edges of a space-like bone are space-like, while for the time-like bone one or more of the edges is time-like.

Parallel transport of an arbitrary vector around a loop enclosing a bone results in the rotation of the orthogonal component of the vector to this bone by an angle equal to the bone deficiency. Thus the deficit angle associated with a space-like bone represents a boost (an imaginary angle), while that of a time-like bone represents a rotation (a real angle)⁶. As seen in equation (1), for a skeletonized space-time, the action only involves the area of the bones and the deficiencies associated with them. To keep the action a real quantity, one is left with no choice other than to attribute an imaginary surface area to a space-like bone and a real area to a time-like bone. There is however an ambiguity present in this convention. A time-like or a space-like bone residing in the Minkowski plane^a, can always be broken into a number of triangles via the null cone of the vertex with the largest temporal coordinate, as

^aBy Minkowski plane we mean a plane with $(-+)$ signature or equivalently, a plane with a space-like normal. Such a plane contains time-like lines, space-like lines, and null lines.

4 *Authors' Names*

shown in figures (1) and (2). A triangle with a null side and two space-like sides appears in both time-like and space-like bones. From Regge's original classification of the bones, it is not clear whether a real or an imaginary area must be attributed to this particular type of triangle. We adopt the convention that associates a real or an imaginary area with a triangle containing at least one null edge depending on whether it was created by partitioning a time-like or space-like bone via a null line.

We will later show that only part of the area of a time-like or space-like bone must be included in the action of a skeletonized space-time if causality is to be accounted for. In particular the cross-hatched parts of the two triangles in figures (1) and (2) must be varied with respect to a certain edge when including causality in Regge equations.

The pseudo-Riemannian signature of the space-time gives rise to slightly more complicated calculations in obtaining the surface area of the bones and to our knowledge there does not exist a comprehensive formula that enables one to find the area of time-like bones efficiently as defined by Regge¹. In Appendix A, we will calculate the area of a space-like bone as well as the area of a time-like bone with two space-like and one time-like edge (SST). In addition, we find general expressions for areas of triangles with two space-like and a null edge (NSS) as well as those triangles with one space-like, one time-like and a null edges (NST). These surface areas play an important role in calculations of section (3). All the area calculations, presented in Appendix A are based on the geometric interpretation of the cross product. To be more specific, in Euclidean geometry, the norm of the cross product between two vectors \vec{u} and \vec{v} represents the area of the parallelogram spanned by them. This is indeed the most fundamental definition of the area. Since the notion of area is meaningful in both Euclidean and Minkowskian geometries, one can interpret the norm of the cross product of two future directed vectors of the same type as the surface area of the parallelogram spanned by them⁷. One, however, cannot always use this notion directly to find the surface area of a time-like bone as the angle between two vectors of different types is not defined in Minkowskian geometry^b. In Appendix A.2, we introduce a method to get around this problem. We follow the convention of calling the proper length^c (taken to be a real and positive quantity) of an edge in a triangle with the lower case character corresponding to the label of the opposite vertex of that triangle. All the vectors used in construction of the triangles are assumed to be future directed⁹.

^bThe angle between two space-like vectors in Minkowskian geometry is defined as the Lorentzian length of the unit hyperbola confined between these two vectors. Similarly, the angle between two time-like vectors in Minkowskian geometry is defined as the Lorentzian length of the unit hyperbola confined between these two vectors.

^cThe length of a vector \vec{u} , used in this paper, is based on the definition given by Dray⁸ and is taken to be $|\vec{u}| = \sqrt{|\vec{u} \cdot \vec{u}|}$.

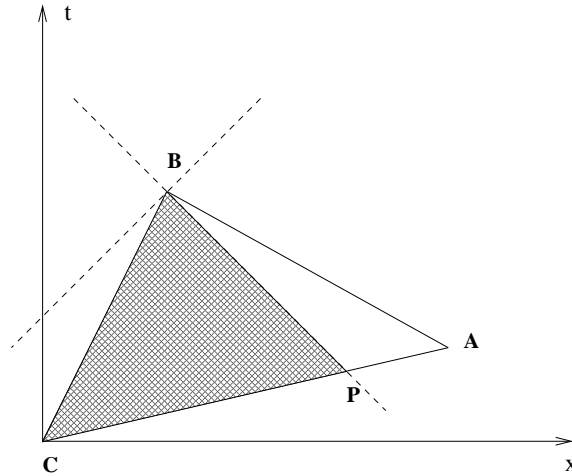


Fig. 1. Triangle $\triangle CBA$ is a SST triangle, in the Minkowski plane, and is broken into a NSS triangle, $\triangle PAB$, and a NST triangle, $\triangle CBP$, via the null cone of vertex B

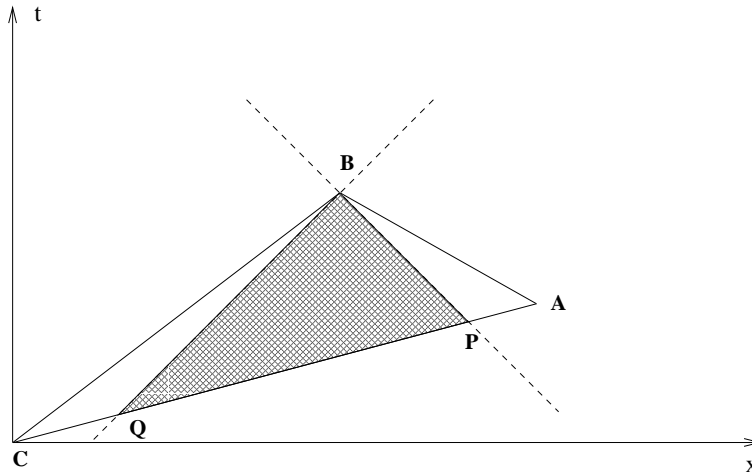


Fig. 2. Triangle $\triangle CBA$ is a SSS triangle, in the Minkowski plane, and is broken into two NSS triangles, $\triangle PAB$ and $\triangle CBQ$, and a NNS triangle, $\triangle BPQ$ via the null cone of vertex B.

3. Area of a Bone and the Issue of Causality

In this section, we show how causality can be accounted for in the “Parallelizable Implicit Evolution Scheme”. Indeed, causality is one of those aspects that remained rather unexplored in this evolutionary scheme. The importance of further investigation into the problem of causality is mentioned by Barrett et al. ³ in the paper where “Parallelizable Implicit Evolution Scheme” is introduced. We believe that this method has the potential to be used in examining the evolution of manifolds

6 Authors' Names

with non-trivial topologies and the inclusion of causality is an important step in making this method into a very efficient tool in exploring the role of non-trivial topology in General Relativity. Below, we will give a brief description of how their algorithm works in (2+1) dimensions. The generalization to (3+1) dimensions follows immediately.

This method considers a triangulated space-like hypersurface. It then chooses a vertex on this hypersurface and introduces an evolved counter-part to it in the temporal direction. In figure (3), suppose vertex A' is the evolved counter-part of

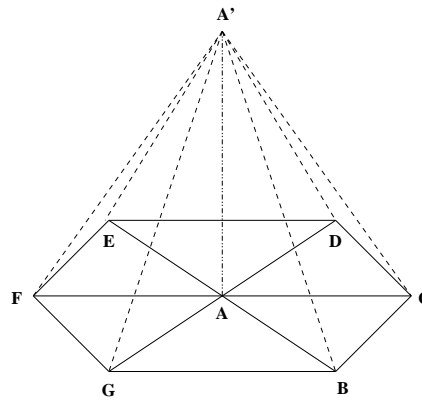


Fig. 3. A' is chosen to be the evolved counter-part of A . A and A' are connected via a time-like 'vertical' edge. The rest of the vertices, i.e. B, C, \dots are connected to A' via space-like 'diagonal' edges. (SST) bones are formed in all triangles with one vertical and one diagonal edge. The length of 4 of the edges can be chosen arbitrarily.

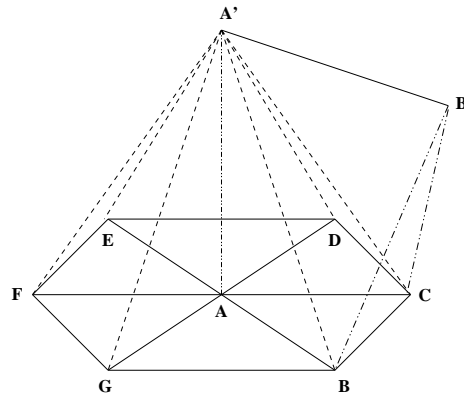


Fig. 4. B' is the evolved counter-part of B . Again, BB' is a time-like edge but all other vertices, including A' are connected to B by space-like edges. $\triangle CA'B'$ is a (SSS) triangle formed in this step.

vertex A . According to this algorithm, A and A' are to be connected by a time-like edge. In addition, all the vertices that were directly connected to A on the initial hypersurface, are to be connected to A' by space-like edges. Thus, if A was directly connected to n other vertices on the initial hypersurface, there will be $(n + 1)$ spikes that go between this hypersurface and the one to be built 'above' it. This procedure produces n (SST) bones, one instance of such bones being $\triangle CAA'$. The length of four of these edges can be chosen arbitrarily corresponding to the freedom in the choice of lapse and shift. Solving the relevant Regge equations, one obtains the length of the rest of the spikes. To find the length of the edges of the next spatial hypersurface, one has to continue the above-mentioned procedure for each of the vertices of the initial hypersurface. In the second step, as shown in figure (4), in addition to (SST) bones, a number of space-like bones (SSS) are also produced. This time, solving the relevant Regge equations for a combination of the (SST) and (SSS) bones, along with the freedom of choosing four of the edges arbitrarily, produces the first edge of the triangulation on the new hypersurface, i.e. $A'B'$. The method allows for simultaneous evolution of vertices that are not directly connected. To our knowledge, this scheme is so far the most efficient (3+1)-evolutionary method introduced in the context of Regge Calculus. This method, however, does not take the issue of causality thoroughly into account. We will now show how to account for causality in this evolutionary scheme.

As was mentioned earlier, the action for a skeletonized space-time is given by:

$$I = \sum_n A_n \epsilon_n$$

In figure (1) consider triangle $\triangle CAB$; CA is a space-like edge on a triangulated 3-dimensional hypersurface. Suppose we take vertex B to be the evolved version of vertex C . Edge BC is time-like but edges AB and CA are space-like. CA resides on the initial hypersurface while BC and AB go between the two hypersurfaces. The time-like bone, $\triangle CAB$, is divided into a (NSS) and a (NST) triangle by the null cone of vertex B . Clearly, only the (NST) part of the bone is in the past domain of dependence of B . A similar situation is seen in figure (2) for a space-like bone. Again, only the (NNS) triangle within the space-like bone, is in the past domain of vertex B . To account for causality, instead of varying the entire area of the bone (as is done for a Riemannian manifold), we carry out the variation merely with respect to the part inside the null cone of vertex B ^d. We now carry out this variation for both a time-like and a space-like bone. It is important to note that variation for a time-like bone must be carried out both with respect to a time-like and a space-like edge as the outcome is clearly different. These cases will be presented in the following sections in detail and the relevant Regge equations will be derived.

^dVarying the action with respect to the entire bone in fact results in $\frac{1}{2} \sum_n \coth \theta_{pn} \epsilon_n = 0$ (with p and n defined as above) which in turn implies that all skeletonized space-times are flat.

8 *Authors' Names*

3.1. Variation of a Time-Like Bone with respect to a Time-Like edge

Consider the time-like bone $\triangle CAB$ in figure (9) of Appendix A. In this triangle we have:

$$A_{\triangle CBP} = A_{\triangle CAB} - A_{\triangle APB}$$

From (A.14), one can write:

$$A_{\triangle CBP} = A_{\triangle CAB} - \frac{A_{\triangle CAB}}{2b^2}(a^2 + b^2 + c^2) + \frac{4A_{\triangle CAB}^2}{2b^2}$$

Varying the area of $\triangle CBP$ with respect to a , the time-like edge of $\triangle CAB$, one has:

$$\frac{\partial A_{\triangle CBP}}{\partial a} = \frac{\partial A_{\triangle CAB}}{\partial a} \left(1 - \frac{a^2 + b^2 + c^2}{2b^2} + \frac{4A_{\triangle CAB}}{b^2}\right) - \frac{a}{b^2} A_{\triangle CAB} \quad (2)$$

but as shown in appendix (B)

$$\frac{\partial A_{\triangle CAB}}{\partial a} = \frac{1}{2}a \frac{(b^2 + a^2 + c^2)}{4A_{\triangle CAB}} = \frac{1}{2}a \coth \xi$$

Inserting this in equation (2) results in:

$$\frac{\partial A_{\triangle CBP}}{\partial a} = \frac{1}{2}a (\coth \xi) \left(1 - \frac{c}{b} \cosh \xi + \frac{2c}{b} \sinh \xi\right) - \frac{a}{b^2} A_{\triangle CAB}$$

where we have used

$$4A_{\triangle CAB}/b^2 = (2c/b) \sinh \xi \quad \text{and} \quad (c/b) \cosh \xi = (b^2 + a^2 + c^2)/2b^2.$$

One can simplify this equation by replacing $A_{\triangle CAB}$ with $\frac{1}{2}b c \sinh \xi$ to obtain:

$$\frac{\partial A_{\triangle CBP}}{\partial a} = \frac{1}{2}a \left(\coth \xi - \frac{c}{b} e^{-2\xi} \operatorname{csch} \xi\right) \quad (3)$$

Finally with the use of the generalized form of equation (3) for all the bones hanging at edge a , one obtains *the skeletonized analog of Einstein's equations (for a pseudo-Riemannian manifold) in vacuum*:

$$\sum_n \frac{1}{2}a \left[\coth \xi_n - \frac{c_n}{b_n} e^{-2\xi_n} \operatorname{csch} \xi_n\right] \epsilon_n = 0 \quad (4)$$

where the sum is over all the bones meeting at the time-like edge 'a' and ξ_n is the angle opposite to a in the n^{th} bone hanging at edge a . ϵ_n stands for the deficiency associated with bone n .

3.2. Variation of a Time-Like Bone with respect to a Space-Like Edge

Once again consider the time-like bone $\triangle CAB$. From (A.14) we have:

$$A_{\triangle CBP} = A_{\triangle CAB} - \frac{A_{\triangle CAB}}{2b^2}(a^2 + b^2 + c^2) + \frac{4A_{\triangle CAB}^2}{2b^2}$$

Varying $A_{\triangle CBP}$ with respect to c , the space-like edge of $\triangle CAB$ that goes between the two hypersurfaces, results in:

$$\frac{\partial A_{\triangle CBP}}{\partial c} = \frac{\partial A_{\triangle CAB}}{\partial c} \left(1 - \frac{a^2 + b^2 + c^2}{2b^2} + \frac{4}{b^2} A_{\triangle CAB}\right) - \frac{c}{b^2} A_{\triangle CAB} \quad (5)$$

Using equation (A.5) and the fact that

$$\sinh(\alpha - \beta) = \frac{b^2 - a^2 - c^2}{2ab}$$

the area of $\triangle CAB$ can alternatively be written as:

$$A_{\triangle CAB}^2 = \frac{1}{16}(4a^2b^2 - (b^2 - a^2 - c^2)^2) \quad (6)$$

thus,

$$\frac{\partial A_{\triangle CAB}}{\partial c} = -\frac{c}{2} \frac{(b^2 - a^2 - c^2)}{4A_{\triangle CAB}} = -\frac{c}{2} \tanh(\alpha - \beta) \quad (7)$$

Using equation (7) in equation (5) yields:

$$\frac{\partial A_{\triangle CBP}}{\partial c} = -\frac{c}{2} \tanh(\alpha - \beta) \left(1 - \frac{a^2 + b^2 + c^2}{2b^2} + \frac{4}{b^2} A_{\triangle CAB}\right) - \frac{c}{b^2} A_{\triangle CAB}$$

Simplifying the above equation using equation (A.5), one obtains:

$$\frac{\partial A_{\triangle CBP}}{\partial c} = -\frac{ac}{b} (e^{(\alpha-\beta)} \tanh(\alpha - \beta) + \frac{1}{2} \cosh(\alpha - \beta)) \quad (8)$$

Thus the Regge equation corresponding to a time-like bone varied with respect to a space-like edge is given by:

$$-\frac{1}{2}c \sum_n \frac{a_n}{b_n} (2e^{(\alpha-\beta)_n} \tanh(\alpha - \beta)_n + \cosh(\alpha - \beta)_n) \epsilon_n = 0 \quad (9)$$

where $(\alpha - \beta)_n$ is the angle between the time-like edge and the 'twin' of the space-like edge which is held constant in triangle n . As usual, ϵ_n is the corresponding deficiency.

3.3. Variation of a Space-Like Bone with respect to a Space-Like edge

We now examine the Regge equations associated with a space-like bone. In figure (5), the area of the space-like bone, $\triangle CAB$, can be written as:

$$A_{\triangle CAB} = A_{\triangle APB} + A_{\triangle PBQ} + A_{\triangle BQC} \quad (10)$$

10 *Authors' Names*

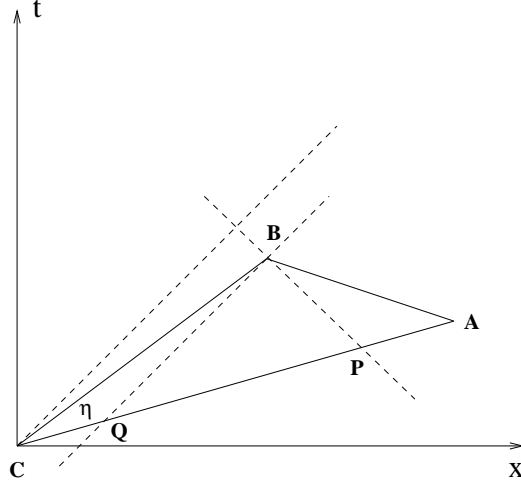


Fig. 5. In space-like bone $\triangle CAB$, drawing the null cone of B produces three triangles. The angle between \overline{CA} and the x-axis is β while the angle between \overline{CB} and x-axis is α .

thus:

$$\frac{\partial A_{\triangle PBQ}}{\partial c} = \frac{\partial A_{\triangle CAB}}{\partial c} - \frac{\partial A_{\triangle ABP}}{\partial c} - \frac{\partial A_{\triangle BCQ}}{\partial c}$$

$\triangle ABP$ and $\triangle BCQ$ are both (NSS) triangles and their areas, as shown in Appendix A.3 are given by:

$$A_{\triangle ABP} = \frac{i}{4}(c^2 - |\overline{AP}|^2) \quad \text{and} \quad A_{\triangle BCQ} = \frac{i}{4}(a^2 - |\overline{CQ}|^2)$$

where $i = \sqrt{-1}$.

$$\frac{\partial A_{ABP}}{\partial c} = \frac{ic}{2} \tag{11}$$

$$\frac{\partial A_{BCQ}}{\partial c} = 0 \tag{12}$$

On the other hand, from Appendix A.1, the area of $\triangle CAB$ is given by:

$$A_{\triangle CAB}^2 = -\frac{1}{16}(a^4 + b^4 + c^4 - 2a^2b^2 - 2a^2c^2 - 2b^2c^2)$$

whence:

$$\frac{\partial A_{\triangle CAB}}{\partial c} = \frac{c}{8A_{\triangle CAB}}(a^2 + b^2 - c^2) \tag{13}$$

Using (11), (12) and (13) in (10) yields:

$$\frac{\partial A_{\triangle BPQ}}{\partial c} = \frac{c}{8A_{\triangle CAB}}(a^2 + b^2 - c^2) - \frac{ic}{2} \tag{14}$$

In triangle $\triangle CAB$,

$$\begin{cases} \overline{CA} = b (\sinh \beta \hat{t} + \cosh \beta \hat{x}) \\ \overline{CB} = a (\sinh \alpha \hat{t} + \cosh \alpha \hat{x}) \end{cases}$$

$$\overline{CA} \cdot \overline{CB} = ab \cosh \eta \quad (15)$$

thus:

$$\cosh \eta = \frac{a^2 + b^2 - c^2}{2ab}$$

In addition, equation (A.1) reads:

$$\sinh^2 \eta = \frac{-4A_{\triangle CAB}^2}{a^2 b^2}$$

Consequently,

$$\coth \eta = \frac{i(a^2 + b^2 - c^2)}{4A_{\triangle CAB}}$$

Using this result in (14) yields:

$$\frac{\partial A_{\triangle BPQ}}{\partial c} = -\frac{ic}{2} (\coth \eta + 1)$$

The Regge equation corresponding to a space-like bone is then given by:

$$\sum_n \frac{\partial A_n}{\partial c} \epsilon'_n = -\frac{ic}{2} (\coth \eta_n + 1) \epsilon'_n = 0 \quad (16)$$

where η_n is the angle opposite to edge c in triangle n hanging at this edge and ϵ'_n is the *imaginary* deficit angle corresponding to this bone. It is important to observe that the first term in (16) cannot by itself be zero. This means that in an empty curved skeletonized space-time, a space-like edge has both space-like and time-like bones hanging at it.

From the above discussion, we see that the variation with respect to a space-like edge in a curved skeletonized manifold must be generalized by combining the results of this section as well as section (3.2). Thus the Regge equations obtained from variation with respect to a space-like edge must have the following general form:

$$-\frac{1}{2}c \sum_n i (\coth \eta_n + 1) \epsilon'_n + \frac{a_n}{b_n} (2e^{(\alpha-\beta)_n} \tanh(\alpha-\beta)_n + \cosh(\alpha-\beta)_n) \epsilon_n = 0 \quad (17)$$

4. Conclusion

In this paper, we show how to account for causality in the (3+1)-evolutionary scheme for the skeletonized space-times known as “Parallelizable Implicit Evolution Scheme”³. Both the time-like and space-like types of bones, as classified by Regge, were considered fully and a new convention concerning the areas of triangles with at least one null side was introduced. The Regge equations corresponding to the variation of both time-like and space-like bones with respect to time-like and space-like edges were revised to account for causality.

In the process of including causality restrictions in this algorithm, we also presented a general procedure for calculating the surface areas of both time-like and space-like bones that are formed upon the evolution of one space-like hypersurface to the next. These formulae are given solely in terms of edge lengths and allow for efficient use in any computer code. In addition, using them facilitates the derivation of the relevant Regge equations in an arbitrary situation encountered in the course of evolution of a hypersurface. one can always use a Cayley-Menger determinant to represent the area of a time-like triangular bone. Since in this determinant only the square of the norm of the edges appear, the only required modification is to include the characteristic of the particular edge in the formula, i.e. to include squared norm of time-like vectors with a negative sign. The requirement that the area of a space-like bone is to be imaginary resulted in an area formula for this type of bone that resembles the Euclidean case.

Appendix A. Calculation of Areas

Appendix A.1. Area of a Space-Like Triangle

Figure (6) shows the space-like triangle $\triangle CAB$. As per our earlier discussion on the cross product, the area of $\triangle CAB$ is given by:

$$4A_{\triangle CAB}^2 = |\overline{CA} \times \overline{CB}|^2$$

but

$$|\overline{CA} \times \overline{CB}|^2 = \overline{CA}^2 \overline{CB}^2 - (\overline{CA} \cdot \overline{CB})^2$$

which in turn yields

$$A_{\triangle CAB}^2 = -\frac{1}{4} b^2 a^2 \sinh^2 \beta \tag{A.1}$$

$A_{\triangle CAB}$ is evidently imaginary as required. It is desirable to have this area only in terms of edge lengths as this is all the information at hand on a skeletonized space-time. It is easy to see that

$$\sinh^2 \beta = \frac{(a^2 + b^2 - c^2)^2}{4a^2 b^2} - 1$$

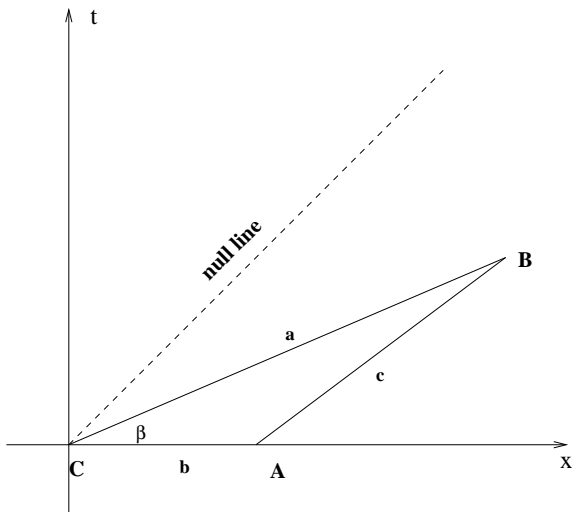


Fig. 6. A space-like bone.

which in turn yields the familiar Heron formula given by:

$$A_{\Delta CAB} = \frac{1}{4} \sqrt{(b+a+c)(a+c-b)(b+c-a)(b+a-c)} \quad (\text{A.2})$$

Using a Cayley-Menger determinant, this can be written as:

$$A_{\Delta CAB}^2 = -\frac{1}{16} \begin{vmatrix} 0 & 1 & 1 & 1 \\ 1 & 0 & b^2 & a^2 \\ 1 & b^2 & 0 & c^2 \\ 1 & a^2 & c^2 & 0 \end{vmatrix}$$

Appendix A.2. Area of a SST Triangle

Figure (7) shows the time-like bone $\triangle CAB$ with two space-like and one time-like edge. To find the area of a SST bone, one can always use the cross product of the two space-like edges in a manner that was described in the previous section. However, it is instructive to obtain the area using a time-like and a space-like edge and find an interpretation for the angle between them. This is especially important when varying the area of a time-like bone with respect to a space-like edge, as explained in section (3.2).

The angle between a time-like and a space-like vector is not geometrically meaningful. To employ them to find the area, we first need to find an appropriate geometrical definition for the dot product between a time-like and a space-like vector. Although the dot product between a time-like and a space-like vector is defined in terms of their components, this does not yield a suitable geometrical definition for

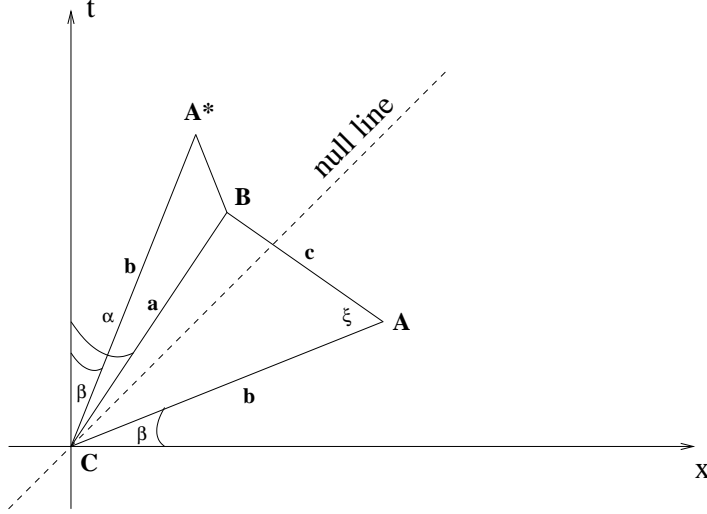


Fig. 7. \overline{CA}^* is the time-like twin of \overline{CA} . The angle between \overline{CB} and the t-axis is α and thus the angle between \overline{CA}^* and \overline{CB} is $(\alpha - \beta)$.

the angle between the two vectors. To get around this problem, introduce a ‘twin’ time-like vector \overline{CA}^* to \overline{CA} such that $|\overline{CA}| = |\overline{CA}^*| = b$ and the angle between \overline{CA}^* and the t-axis is equal to that between \overline{CA} and x-axis. Define a new binary operation, \diamond , as follows:

$$\overline{CA}^* \diamond \overline{CB} = b a \sinh(\alpha - \beta) \quad (\text{A.3})$$

It is possible to show that (appendix A)

$$\overline{CA}^* \diamond \overline{CB} = \overline{CA} \cdot \overline{CB}$$

with the added bonus that the difference between angles α and β in equation (A.3) is now geometrically meaningful, as $(\alpha - \beta)$ is now the angle between two time-like vectors.

As the deficit angle corresponding to a time-like bone is real, so must its area be. To ensure that the area of a time-like bone is always real, Regge¹ proposed a revised definition for the area of a time-like bone^e. If \vec{u} is the space-like edge and \vec{v} is a time-like edge of a time-like bone, Regge defined the area of this bone to be:

$$4A^2 = (\vec{u} \cdot \vec{v})^2 - \vec{u}^2 \vec{v}^2 \quad (\text{A.4})$$

^eThe reverse Cauchy-Schwarz inequality for two future directed space-like vectors, \vec{u} and \vec{v} , reads $(\vec{u} \cdot \vec{v}) \geq |\vec{u}||\vec{v}|$. This will then guarantee that the area of a SST bone as defined in equation (A.4) is always real.

Using equation (A.3) in Regge's formula for the area of the time-like bone, the area of $\triangle CAB$ is given by:

$$4A_{\triangle CAB}^2 = (\overline{CA}^* \diamond \overline{CB})^2 + (\overline{CA}^*)^2 \overline{CB}^2 = b^2 a^2 \cosh^2(\alpha - \beta) \quad (\text{A.5})$$

which is evidently always real. It is again desirable to write this area only in terms of the edge lengths. Since $\triangle CA^*B$ is a pure time-like triangle⁹, its area is given by $\frac{1}{2}b a \sinh(\alpha - \beta)$, then clearly:

$$A_{\triangle CAB}^2 - A_{\triangle CA^*B}^2 = \frac{1}{4}b^2 a^2 \quad (\text{A.6})$$

Thus to find the area of $\triangle CAB$ in terms of its edge lengths, it suffices to find the area of $\triangle CA^*B$ and insert it in (A.6). Writing the area of $\triangle CA^*B$ in terms of its edge lengths, one has:

$$A_{\triangle CA^*B}^2 = \frac{1}{16}((a^2 + c^2 - b^2)^2)$$

and using this in (A.6) yields:

$$A_{\triangle CAB}^2 = \frac{1}{16}((a^2 + c^2 + b^2)^2 - 4c^2b^2) \quad (\text{A.7})$$

This can now be written as a Cayley-Menger determinant:

$$A_{\triangle CAB}^2 = \frac{1}{16} \begin{vmatrix} 0 & 1 & 1 & 1 \\ 1 & 0 & b^2 & -a^2 \\ 1 & b^2 & 0 & c^2 \\ 1 & -a^2 & c^2 & 0 \end{vmatrix}.$$

Appendix A.3. Area of a NSS Triangle

$\triangle CAM$ in figure (8) is a (NSS) triangle with sides \overline{CA} and \overline{AM} space-like and \overline{CM} null. As was mentioned before, drawing the null cone of a vertex in both a time-like and a space-like bone, produces this particular type of triangle. In the following discussion, we assume that $\triangle CAM$ is attributed a real area; were an imaginary area attributed to $\triangle CAM$, the modulus of this imaginary number would be the expression obtained in this section.

In triangle $\triangle CAM$ only one hyperbolic angle is defined and that is between vectors \overline{AM} and \overline{CA} as they are both space-like. Therefore, to calculate the area of $\triangle CAM$, one wishes to find $|\overline{AM} \times \overline{CA}|$:

$$4A_{\triangle CAM}^2 = |\overline{AM} \times \overline{CA}|^2 = (\overline{CA} \cdot \overline{AM})^2 - \overline{AM}^2 \overline{CA}^2$$

but^f

$$\overline{CA} \cdot \overline{AM} = -m c \cosh \theta \quad (\text{A.8})$$

^fThe fact that this dot product has a negative sign comes from the nature of δ . The origin of this sign is more evident if one uses the expanded form of $\overline{CA} = |\overline{CA}|(\hat{t} \sinh \beta + \hat{x} \cosh \beta)$ and $\overline{AM} = |\overline{AM}|(\hat{t} \sinh \delta - \hat{x} \cosh \delta)$ to obtain the dot product, where \hat{t} and \hat{x} are the unit vectors in the t and x coordinate directions.

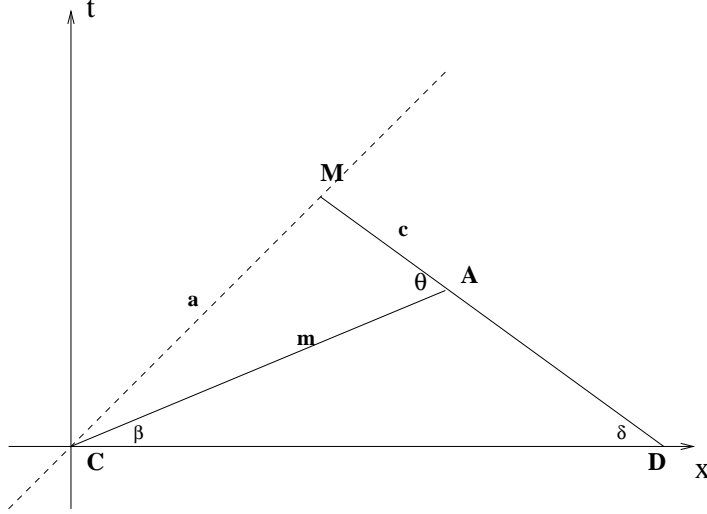


Fig. 8. $\triangle CAM$ is a NSS Triangle with \overline{CM} being the null edge.

and thus

$$A_{\triangle CAM} = \frac{1}{2} m c \sinh \theta \quad (\text{A.9})$$

as expected. To see how the Cayley-Menger determinant for the area of this type of triangle looks, it is enough to replace $\sinh \theta$ in equation (A.9) with its value in terms of the edge lengths. To do this, note that:

$$\begin{aligned} \overline{CA} + \overline{AM} &= \overline{CM} \\ (\overline{CA} + \overline{AM}) \cdot (\overline{CA} + \overline{AM}) &= \overline{CM} \cdot \overline{CM} \\ m^2 + c^2 &= -2\overline{CA} \cdot \overline{AM} \end{aligned}$$

but according to equation (A.8), we have

$$m^2 + c^2 = 2m c \cosh \theta$$

whence

$$\sinh^2 \theta = \frac{(m^2 - c^2)^2}{4m^2 c^2}$$

Therefore, one can re-write the area of $\triangle CAM$ as

$$A_{\triangle CAM}^2 = \frac{1}{16} (m + c)^2 (m - c)^2 \quad (\text{A.10})$$

One can easily observe the resemblance of this formula with Heron's formula, keeping in mind that \overline{CM} is missing simply because it is null and thus $|\overline{CM}|^2 =$

$\overline{CM} \cdot \overline{CM} = 0$. This, put into a Cayley-Menger determinant, looks as follows:

$$A_{\Delta CAM}^2 = \frac{1}{16} \begin{vmatrix} 0 & 1 & 1 & 1 \\ 1 & 0 & m^2 & c^2 \\ 1 & m^2 & 0 & 0 \\ 1 & c^2 & 0 & 0 \end{vmatrix}$$

It is possible to write the surface area of a (NSS) triangle in another useful form that will be used in section (Appendix A.4). This expression will be given in terms of one of the space-like edges and the angle between the two space-like edges; start with

$$\overline{CA} + \overline{AM} = \overline{CM} \quad (\text{A.11})$$

Taking the Dot product of both sides of (A.11) with \overline{CM} and using the fact that \overline{CM} is null one obtains:

$$\overline{CA} \cdot \overline{CM} = -\overline{AM} \cdot \overline{CM}$$

Since \overline{CM} is a null vector in the first quadrant, it can always be written as:

$$\overline{CM} = a(\hat{t} + \hat{x})$$

where 'a' is a real and positive number. Then:

$$\begin{aligned} a m(\cosh \beta - \sinh \beta) &= -a c(-\cosh \delta - \sinh \delta) \\ m(\cosh \beta - \sinh \beta) &= c(\cosh \delta + \sinh \delta) \end{aligned}$$

Solving for c, we have:

$$c = m \frac{(\cosh \beta - \sinh \beta)}{(\cosh \delta + \sinh \delta)}$$

which can be re-written as:

$$\begin{aligned} c &= m(\cosh \beta - \sinh \beta)(\cosh \delta - \sinh \delta) \\ &= m(\cosh(\delta + \beta) - \sinh(\delta + \beta)) \end{aligned}$$

In figure (5) $\delta + \beta = \theta$ ⁹, and thus:

$$m = c(\cosh \theta + \sinh \theta)$$

Using this result in equation (A.9), one obtains:

$$A_{\Delta CAM} = \frac{1}{2} c^2 (\cosh \theta + \sinh \theta) \sinh \theta \quad (\text{A.12})$$

18 *Authors' Names*

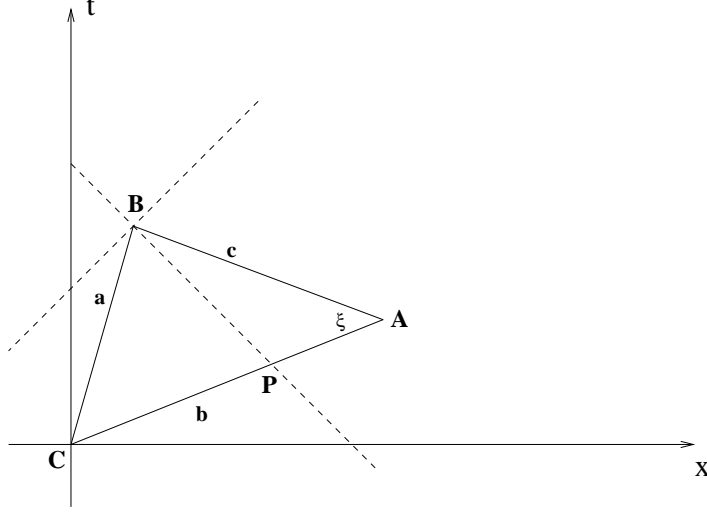


Fig. 9. The time-like bone $\triangle CAB$ is divided into a NST and a NSS triangle by the null line passing through B .

Appendix A.4. Area of a NST Triangle

Figure (9) shows $\triangle CAB$ along with the light cone of vertex B . Line segment BP is null and thus divides $\triangle CAB$ into an (NSS) and an (NST) triangle. To calculate the area of $\triangle CBP$, it is easiest to subtract the area of $\triangle APB$ from that of $\triangle CAB$. Since $\triangle APB$ is a (NSS) triangle, its area can be obtained using an equation similar to (A.12):

$$A_{\triangle ABP} = \frac{1}{2} c^2 (\cosh \xi - \sinh \xi) \sinh \xi \quad \text{where} \quad \cosh \xi = \frac{(b^2 + a^2 + c^2)}{2bc}$$

as shown in appendix (B). Thus the area of $\triangle ABP$, in terms of the edge lengths is given by:

$$A_{\triangle ABP} = \frac{A_{\triangle CAB}}{2b^2} ((a^2 + b^2 + c^2) - 4A_{\triangle CAB}) \quad (\text{A.13})$$

Since the area of $\triangle CBP$ is given by:

$$A_{\triangle CBP} = A_{\triangle CAB} - A_{\triangle ABP}$$

One can use equation (A.13) to obtain the area of $\triangle CBP$ as

$$A_{\triangle CBP} = A_{\triangle CAB} - \frac{A_{\triangle CAB}}{2b^2} (a^2 + b^2 + c^2) + \frac{4A_{\triangle CAB}^2}{2b^2} \quad (\text{A.14})$$

The particular form of this equation facilitates the calculations of section (3).

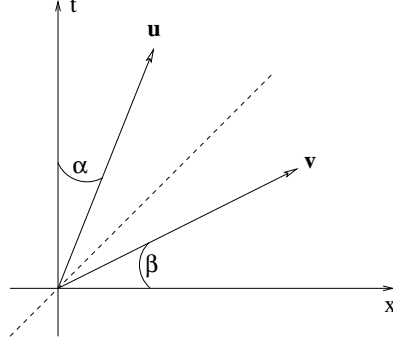


Fig. 10. \vec{u} is a time-like vector and \vec{v} is a space-like vector.

Appendix B. Geometrical Interpretation of the Dot Product between a Time-like and a Space-like Vector

The standard definition of the dot product between a time-like vector, \vec{u} , and a space-like vector, \vec{v} , is given in terms of the components along with the metric as:

$$\vec{u} \cdot \vec{v} = g_{\mu\nu} u^\mu v^\nu = u^\mu v_\mu$$

If we suppress the y and z directions, then \vec{u} and \vec{v} can be written as:

$$\vec{u} = |\vec{u}|(\cosh \alpha \hat{t} + \sinh \alpha \hat{x}) \quad \text{and} \quad \vec{v} = |\vec{v}|(\sinh \beta \hat{t} + \cosh \beta \hat{x})$$

where α is the angle between \vec{u} and the t-axis and β is the angle between \vec{v} and the x-axis. Algebraically then, $\vec{u} \cdot \vec{v} = |\vec{u}||\vec{v}| \sinh(\alpha - \beta)$, but this expression does not have any meaning as hyperbolic angles β and α are defined with respect to the Lorentzian length of the segments of hyperbolae $x^2 - t^2 = 1$ and $t^2 - x^2 = 1$ confined between the x and t axes and the vectors, \vec{u} and \vec{v} respectively. Consequently, there does not exist a geometrical interpretation of the dot product in terms of the projection of one vector on the other, similar to that in Euclidean geometry, as well as in the Minkowskian geometry when the two vectors are of the same character. However, if one uses \vec{u}^* along with the binary operation \diamond as defined in section (Appendix A.2), then:

$$\vec{u}^* \diamond \vec{v} = |\vec{u}||\vec{v}| \sinh(\alpha - \beta)$$

This expression is clearly equal to $\vec{u} \cdot \vec{v}$, but with the difference that $(\alpha - \beta)$ now has an interpretation as the difference between two hyperbolic angles defined with respect to hyperbola $x^2 - t^2 = 1$

Appendix C. Calculations of Hyperbolic Functions for angle ξ

In figure (9), it is clear that:

$$A_{\triangle CAB} = \frac{1}{2}bc \sinh \xi$$

20 *Authors' Names*

from which:

$$\sinh^2 \xi = \frac{4A_{\triangle CAB}^2}{b^2 c^2}$$

and using the identity $\cosh^2 \xi - \sinh^2 \xi = 1$, one obtains:

$$\cosh^2 \xi = \frac{(b^2 + a^2 + c^2)^2}{4c^2 b^2}$$

The hyperbolic cotangent of ξ is then given by:

$$\coth \xi = \frac{(b^2 + a^2 + c^2)}{4A_{\triangle CAB}}$$

References

1. T. Regge, *Nuovo Cimento* **19** (1961) 558.
2. H. Hamber, Discrete and Continuum Quantum Gravity, hep-ph/07042895.
3. J.W. Barrett, M. Galassi, W.A. Miller, R.D. Sorkin, P. Tuckey, R.M Williams, *Int. Journal of Theoretical Physics*, **36** (1997) 4.
4. R.D. Sorkin *Phys. Rev. D* **12** (1975) 2.
5. L. Brewin,
6. J.A., Wheeler, Geometrodynamics and the Issue of the Final State in *Relativity, Groups and Topology*, ed. C. DeWitt and B. DeWitt, (Gordon and Breach, 1964), p. 316.
7. I.M. Yaglom, "A Simple Non-Euclidean Geometry and its Physical Basis", Springer (1979).
8. T. Dray, "The Geometry of Special Relativity", *Physics Teacher* **46** (2004).
9. G.S. Birman, K. Nomizu, *The American Mathematical Monthly* **91** (1984) 9.