

Dynamical correlations in the transverse Ising spin glass model

Kazutaka Takahashi

Department of Physics, Tokyo Institute of Technology, Tokyo 152-8551, Japan

Koujin Takeda

*Department of Computational Intelligence and Systems Science,
Tokyo Institute of Technology, Yokohama 226-8502, Japan*

(Dated: February 6, 2020)

We calculate the real time correlation function of the mean field Ising spin glass model in a transverse field. By using a perturbative analysis of the functional integral representation, we derive the asymptotic form of the correlation function. In contrast to the previous works, we find for large transverse field a power-law decay of the correlation with time t as $t^{-3/2}$ at zero temperature, and t^{-2} at infinite temperature. At small field region, we also find the significant change of the correlation which comes from the structural difference between two paramagnetic phases.

PACS numbers: 75.10.Nr, 75.40.Gb, 05.30.-d

I. INTRODUCTION

Among disordered systems, spin glasses¹ are of great interest and have been investigated over decades because of the simplicity of the models, the rich resulting properties, and a large amount of applications to a variety of problems such as neural networks and information processing.² Sherrington-Kirkpatrick (SK) model³ is one of the objectives which has been intensively investigated, and is also known as the most successful example which yields a large number of notable consequences by mean field approach.

Quantum random magnets are also the objectives of challenge and of significance due to its relevance to the physics of real disordered magnetic compounds at low temperature. However there is an obstacle: Combination of randomness and quantum fluctuation makes the analytical approach complicated. Physically it is expected that spin glass state may be disturbed by quantum fluctuations at low temperature and the system exhibits quantum phase transitions, which was discussed in several former works.^{4,5,6}

In this paper we single out the SK model in a transverse field among a variety of quantum random magnet models, because this is the simplest quantum model exhibiting the spin glass phase transition and is believed to have direct relationship with the physics of a real disordered compound $\text{LiHo}_x\text{Y}_{1-x}\text{F}_4$. We concentrate on clarifying the role of the quantum fluctuations for spin glass systems similarly to former works. We use the path integral formalism for dealing with the quantum fluctuation. The effect of quantum fluctuation can be incorporated as (imaginary-) time dependent order parameters. In Ref. 7, one of the authors proposed a method for treating such fluctuation effect, where the time dependence of the order parameters is integrated out for deriving a renormalized effective free energy expressed in terms of classically defined time independent order parameters. This approach is sufficient for extracting static properties of the system, e.g. phase diagram or time independent quantities, which can be assessed by the resulting effective free energy. However in this paper we look closely at the time dependence of the order parameter to investigate the dynamical properties of the system. Therefore we resort to another approach to assess time dependent quantities.

We analyze the local dynamical correlation function at an arbitrary temperature $T = 1/\beta$, which is defined as

$$\chi(t) = \left[\frac{1}{Z} \text{Tr} e^{-\beta \hat{H}} \sigma_i^z(t) \sigma_i^z(0) \right] = \left[\frac{1}{Z} \text{Tr} e^{-\beta \hat{H}} e^{i \hat{H} t} \sigma_i^z e^{-i \hat{H} t} \sigma_i^z \right], \quad (1)$$

where σ_i^z is the z component Pauli spin operator on site i and $Z = \text{Tr} \exp(-\beta \hat{H})$ is the partition function with a Hamiltonian \hat{H} . In the analysis of quantum systems, the calculation of the dynamical correlation functions is one of the main topics and a variety of analytical techniques have been developed for it.^{6,8} As stated above, we consider the SK model in transverse field Γ

$$\hat{H} = -\frac{1}{2} \sum_{i,j=1}^N J_{ij} \sigma_i^z \sigma_j^z - \Gamma \sum_{i=1}^N \sigma_i^x, \quad (2)$$

where the averaging of the spin coupling J_{ij} , denoted by the square bracket in Eq.(1), is taken with the Gaussian distribution.

With regard to the behavior of dynamical correlation function there are many preceding analytical^{9,10,11,12} and numerical^{13,14} works, where Eq.(1) with imaginary time $t = -i\tau$ is analyzed. Their analytical results show that the correlation decays asymptotically as power law of τ^{-2} at the zero temperature critical point. Furthermore the authors of Refs. 11,12 pointed out the relevance of τ^{-2} -decay to the same behavior of time correlation function in the single-impurity Kondo model¹⁵ by making use of the mapping between two models, which seems to enforce the validity of their result. However, the numerical calculation in Ref. 13 indicates a somewhat smaller value for the power-law index and some argument is required for the discrepancy. All of the former analytical results are based on perturbative expansion, and in this paper we reexamine this calculation by using a careful analysis of the expansion. We arrive at a different conclusion for the value of the power index, which stems from how to deal with multi-point correlation function appearing in the form of expansion.

The paper is organized as follows. In Sec. II, we calculate the imaginary time correlation function at zero temperature by using the perturbative expansion. By referring to the diagrammatic expansion method utilized for other quantum systems, we calculate the asymptotic form of the correlation function and make the comparison of it with the known results. In addition the result is confirmed by the numerical calculation. In Sec. III we move on to the correlation at finite temperature. We investigate it numerically and give some considerations to the result, which suggest different asymptotic behavior of the correlation at high temperature region from the case of zero temperature. Section IV is devoted to conclusions.

II. CORRELATIONS AT ZERO TEMPERATURE

A. Imaginary time formalism

The real time correlation (1) is obtained by the analytic continuation of the imaginary time correlation function

$$\chi(\tau) = \left[\frac{1}{Z} \text{Tr} e^{-(\beta-\tau)\hat{H}} \sigma_i^z e^{-\hat{H}\tau} \sigma_i^z \right]. \quad (3)$$

The time independent static part of $\chi(\tau)$, $\chi = \int_0^\beta d\tau \chi(\tau)/\beta$ was studied in detail in Ref. 7 as a measure of quantum fluctuations. In order to deal with quantum operators analytically, we use the imaginary time path integral representation. Following the standard technique we introduce replica to perform the ensemble average. The correlation function is expressed with the path integral of normalized vector

$$\chi(\tau) = \lim_{n \rightarrow 0} \left[\text{Tr} e^{-\beta \sum_{\alpha=1}^n \hat{H}^{(\alpha)}} \sigma_{zi}^{(1)}(\tau) \sigma_{zi}^{(1)}(0) \right] \quad (4)$$

$$= \lim_{n \rightarrow 0} \left[\int \mathcal{D}\mathbf{s} s_{zi}^{(1)}(\tau) s_{zi}^{(1)}(0) \exp \left(\sum_{\alpha=1}^n \int_0^\beta d\tau' \left\{ i\Phi[\mathbf{s}^{(\alpha)}(\tau')] - H[\mathbf{s}^{(\alpha)}(\tau')] \right\} \right) \right], \quad (5)$$

where the superscript α is the replica index running from 1 to n , and the limit $n \rightarrow 0$ is taken afterwards. \mathbf{s} is the unit vector on the Bloch sphere and Φ is the Berry phase term. Then we put the Hamiltonian of the transverse SK model (2) into the above formula and take the Gaussian average with respect to the interaction J_{ij} . After performing the Hubbard-Stratonovich transformation, we have the path integral form of one-body Hamiltonian,

$$\chi(\tau) = \left\langle s_z^{(1)}(\tau) s_z^{(1)}(0) \exp \left\{ \frac{J^2}{2} \sum_{\alpha=1}^n \int_0^\beta d\tau_1 \int_0^\beta d\tau_2 s_z^{(\alpha)}(\tau_1) \chi(\tau_1 - \tau_2) s_z^{(\alpha)}(\tau_2) \right\} \right\rangle_{\Gamma}, \quad (6)$$

where the angular bracket denotes the path integral over $\mathbf{s}^{(\alpha)}(\tau)$ as

$$\langle \cdots \rangle_{\Gamma} = \lim_{n \rightarrow 0} \int \mathcal{D}\mathbf{s} (\cdots) \exp \left(\sum_{\alpha=1}^n \int_0^\beta d\tau' \left\{ i\Phi[\mathbf{s}^{(\alpha)}(\tau')] + \Gamma s_x^{(\alpha)}(\tau') \right\} \right). \quad (7)$$

The Hubbard-Stratonovich field $\chi(\tau_1 - \tau_2) \sim \langle s_z^{(\alpha)}(\tau_1) s_z^{(\alpha)}(\tau_2) \rangle$ is nothing but the time correlation function (3) and is taken to be free from the replica index. Here we neglect the time correlation between different replicas, or in other words time dependent spin glass parameter $q^{\alpha\alpha'}(\tau_1, \tau_2) \sim \langle s_z^{(\alpha)}(\tau_1) s_z^{(\alpha')}(\tau_2) \rangle$ ($\alpha \neq \alpha'$) is taken to be zero, which means we are in paramagnetic phase. Our goal is to solve this self-consistent equation for $\chi(\tau)$.

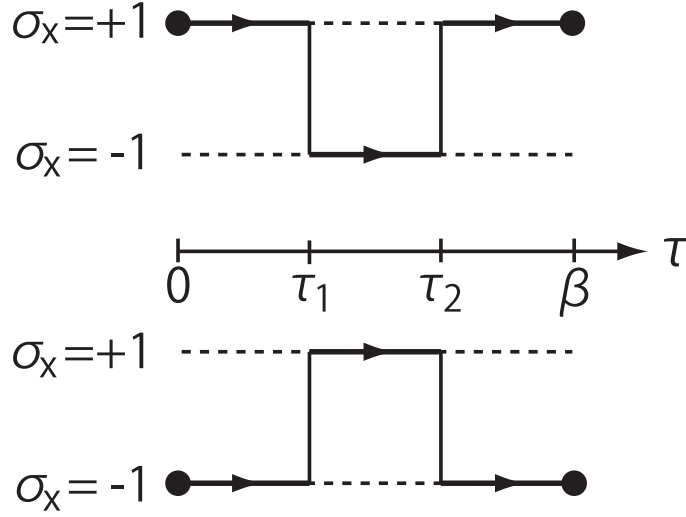


FIG. 1: The pictorial representation of the two point correlation function $D_\Gamma(\tau_2 - \tau_1) = \langle s_z(\tau_2)s_z(\tau_1) \rangle_\Gamma$ with $\tau_2 > \tau_1$.

B. Self-consistent equation in linear order

We expand Eq.(6) as a power series of J^2 in order to perform the spin integration afterwards. Up to the first order, we find the self-consistent linear equation for $\chi(\tau)$

$$\chi(\tau) = D_\Gamma(\tau) + \frac{J^2}{2} \int_0^\beta d\tau_1 \int_0^\beta d\tau_2 \{D_\Gamma(\tau, \tau_1, \tau_2, 0) - D_\Gamma(\tau)D_\Gamma(|\tau_1 - \tau_2|)\} \chi(\tau_1 - \tau_2), \quad (8)$$

where the two point correlation function $D_\Gamma(|\tau_1 - \tau_2|) = \langle s_z^{(1)}(\tau_1)s_z^{(1)}(\tau_2) \rangle_\Gamma$ is given by

$$D_\Gamma(|\tau_1 - \tau_2|) = \frac{e^{\beta\Gamma - 2\Gamma|\tau_1 - \tau_2|} + e^{-\beta\Gamma + 2\Gamma|\tau_1 - \tau_2|}}{e^{\beta\Gamma} + e^{-\beta\Gamma}}. \quad (9)$$

We can easily find how two s_z 's contribute to this propagator by drawing pictorial spin-flip representation as in Fig. 1. The spin pointing along the x -direction is flipped two times by the spin operator σ_z while propagating from $\tau = 0$ to $\tau = \beta$. It is necessary to go back to the original state due to the boundary condition $\mathbf{s}(0) = \mathbf{s}(\beta)$. In the same way, for the four point function $D_\Gamma(\tau_1, \tau_2, \tau_3, \tau_4) = \langle s_z^{(1)}(\tau_1)s_z^{(1)}(\tau_2)s_z^{(1)}(\tau_3)s_z^{(1)}(\tau_4) \rangle_\Gamma$, the spin is flipped four times and we obtain

$$D_\Gamma(\tau_1, \tau_2, \tau_3, \tau_4) = D_\Gamma(\tau_1 - \tau_2 + \tau_3 - \tau_4), \quad (10)$$

where we assume $\tau_1 > \tau_2 > \tau_3 > \tau_4$. As we see from Fig. 1, it is important to take notice of the time ordering of the spin operators.

The integral equation (8) can be solved by the differential equation for $\chi(\tau)$

$$\partial_\tau^4 \chi(\tau) - 8\Gamma^2 \partial_\tau^2 \chi(\tau) + 16(\Gamma^4 - \Gamma^2 J^2) \chi(\tau) = 0, \quad (11)$$

which is obtained by taking derivatives of Eq.(8) several times and constructing the closed form equation in terms of $\chi(\tau)$. With the boundary condition it can be solved as

$$\chi(\tau) = \frac{1}{2} [D_{\Gamma_+}(\tau) + D_{\Gamma_-}(\tau)], \quad (12)$$

where $\Gamma_\pm = \sqrt{\Gamma^2 \pm \Gamma J}$. At the zero temperature limit, this function goes to

$$\chi(\tau) \rightarrow \frac{1}{2} (e^{-2\Gamma_+\tau} + e^{-2\Gamma_-\tau}), \quad (13)$$

where we assume $\tau < \beta/2$ in taking the limit $\beta \rightarrow \infty$. This result shows that, due to disorder, the energy level splits into two as $\Gamma \rightarrow \sqrt{\Gamma^2 \pm \Gamma J}$. Proceeding further to the higher order correlations, we expect energy levels split into many and finally form a broad distribution, as we see in the following.

However, we must note that this interpretation is valid only when $\Gamma > J$. The solution (12) changes its behavior in the case of smaller transverse fields, which is attributed to the phase transition between the paramagnetic and the spin glass phases.⁹ When $\Gamma < J$, the time independent part $\chi = \int_0^\beta d\tau \chi(\tau)/\beta$ is nonzero even at zero temperature and nonperturbative analysis is required for the zero mode.⁷ This sharp change of behavior could be an artifact of the perturbative expansion. Although this change survives even if we take the higher order correlations into account as we show in the following, it is not clear whether it corresponds to the phase transition point or not. For example, in the random energy model¹⁶ the corresponding phase transition is of first order and it is not possible to determine the transition point from perturbative calculation. (See Sec. III C for detailed calculations.) In the present analytical calculation, we assume that Γ is large enough such that the zero mode gives no contribution. Then the correlation asymptotically decays to zero in time and the perturbative expansion is justified. The behavior at small Γ is analyzed numerically in Sec. II E.

C. Asymptotic behavior at zero temperature

We take higher order correlations into account in the following. In general $\chi(\tau)$ including all of such corrections is not tractable, but in the case of the zero temperature limit the evaluation turns out to be considerably simpler. The integral in Eq.(8) consists of contributions from: (i) $\tau_{1,2} < \tau$, (ii) $\tau_{1,2} > \tau$, and (iii) $\tau_1 < \tau < \tau_2$ or $\tau_2 < \tau < \tau_1$. As we found above, the first order result (13) is short-range and decays exponentially with respect to τ . Then we expect that the asymptotic form of $\chi(\tau)$ is dominated by contributions from (i) and (ii) since the constraint in (iii), $\tau_1 \sim \tau_2 \sim \tau$, is harder than that in (i) and (ii), $\tau_1 \sim \tau_2$, in performing double integral, which makes the contribution from (iii) negligible. At the limit $T = 0$, the contribution from (i) is written as

$$J^2 \int_0^\tau d\tau_1 \int_0^{\tau_1} d\tau_2 [g(\tau - \tau_1)\chi(\tau_1 - \tau_2)g(\tau_2) - g(\tau - \tau_2)\chi(\tau_1 - \tau_2)g(\tau_1)], \quad (14)$$

where $g(\tau) = \exp(-2\Gamma\tau)$. Similarly the contribution from (ii) is given by

$$J^2 \int_\tau^\beta d\tau_2 \int_{\tau_2}^\beta d\tau_1 [g(\beta - \tau_1)\chi(\tau_1 - \tau_2)g(\tau_2 - \tau) - g(\beta - \tau_2)\chi(\tau_1 - \tau_2)g(\tau_1 - \tau)]. \quad (15)$$

Using the relation $\chi(\tau) = \chi(\beta - \tau)$, we find that Eq.(15) is given by Eq.(14) with the replacement τ by $\beta - \tau$. Comparing each term in above two equations we arrive at the conclusion that the main contribution comes from the first term in Eq.(14). We have an approximated form now

$$\chi(\tau) \sim g(\tau) + J^2 \int_0^\beta d\tau_1 \int_0^{\tau_1} d\tau_2 g(\tau - \tau_1)\chi(\tau_1 - \tau_2)g(\tau_2). \quad (16)$$

This equation is solved as

$$\chi(\tau) \sim \frac{1}{2} \left[e^{-2(\Gamma+J/2)\tau} + e^{-2(\Gamma-J/2)\tau} \right], \quad (17)$$

which is a good approximation for Eq.(13) when $\Gamma \gg J$.

Higher order contributions can be incorporated in the same way. We find

$$\chi = g + J^2 g * \chi * g + J^4 g * \chi * g * \chi * g + \dots = \frac{1}{1 - J^2 g * \chi} * g, \quad (18)$$

where the asterisk $*$ represents a time integral in convolution form

$$f * g(\tau) = \int_0^\tau d\tau' f(\tau - \tau')g(\tau'). \quad (19)$$

This function product satisfies commutativity $f * g = g * f$ and can be treated similarly to ordinary product. Solving Eq.(18) we obtain

$$\chi = \frac{1}{2J^2 g} \left(1 - \sqrt{1 - 4J^2 g^2} \right) = \sum_{n=0}^{\infty} \frac{(2n-1)!!}{(2n+2)!!} 2^{2n+1} J^{2n} g^{2n+1}, \quad (20)$$

where we omitted the asterisk *. Using the n -th convolution product of g given by

$$g^n(\tau) = \frac{\tau^{n-1}}{(n-1)!} e^{-2\Gamma\tau}, \quad (21)$$

we obtain the result for the imaginary correlation function at zero temperature

$$\chi(\tau) = [I_0(2J\tau) - I_2(2J\tau)] e^{-2\Gamma\tau}, \quad (22)$$

where $I_{0,2}$ are the modified Bessel functions. This function has an asymptotic form of exponential decay

$$\chi(\tau) \sim \frac{1}{\sqrt{4\pi}(J\tau)^{3/2}} e^{-2(\Gamma-J)\tau}, \quad (23)$$

at $\Gamma > J$, which changes to a power decay $\tau^{-3/2}$ at $\Gamma = J$.

The analytic continuation to the real time is obtained as

$$\chi(t) = [J_0(2Jt) - J_2(2Jt)] e^{-2i\Gamma t}, \quad (24)$$

which shows $t^{-3/2}$ -decay for arbitrary Γ . In the Fourier-transformed space, the spectrum forms a semicircle with the center $\omega = 2\Gamma$ as

$$\chi(\omega) = \frac{\sqrt{4J^2 - (\omega - 2\Gamma)^2}}{J^2} \theta(2J - |\omega - 2\Gamma|). \quad (25)$$

D. Comparison with the previous results

Our result shows that the correlation decays in power as $t^{-3/2}$. On the other hand, the authors of Ref. 9 have the conclusion of t^{-2} -decay via a rather general argument. Their argument is based on a perturbative expansion as we did in the present paper. Actually we obtained the same form (20) as theirs, though there is a minor but crucial difference. The difference originates from the evaluation of the n -point correlations with $n \geq 4$. For example, let us recall that we have the four-point correlation $D_\Gamma(\tau_1, \tau_2, \tau_3, \tau_4) = \langle s_z^{(1)}(\tau_1) s_z^{(1)}(\tau_2) s_z^{(1)}(\tau_3) s_z^{(1)}(\tau_4) \rangle_\Gamma$ obtained in Eq.(10). In the previous works,^{9,10,11,12} the Wick theorem

$$D_\Gamma(\tau_1, \tau_2, \tau_3, \tau_4) = D_\Gamma(|\tau_1 - \tau_2|)D_\Gamma(|\tau_3 - \tau_4|) + D_\Gamma(|\tau_1 - \tau_3|)D_\Gamma(|\tau_2 - \tau_4|) + D_\Gamma(|\tau_1 - \tau_4|)D_\Gamma(|\tau_2 - \tau_3|), \quad (26)$$

was applied to the evaluation of this four point correlation. However, this expression is not compatible with the exact one (10). It is evident that the integration of the spin variable is not a Gaussian one, and accordingly Eq.(26) is not justified. In order to show that the use of the Wick theorem leads to a wrong result, we examine the self-consistent equation in linear order (8). In our approach we have the solution as Eq.(12), and we should recall that the form of four point correlation in Eq.(10) was used there. On the other hand, let us suppose that the factorization (26) by two point correlation is correct. Then we can perform the Fourier transformation of $\chi(\tau)$ to find

$$\chi(\omega_n = 2\pi n/\beta) = D_\Gamma(\omega_n) + \beta^2 J^2 D_\Gamma^2(\omega_n) \chi(\omega_n) = \frac{D_\Gamma(\omega_n)}{1 - \beta^2 J^2 D_\Gamma^2(\omega_n)}, \quad (27)$$

where n is an integer and

$$D_\Gamma(\omega_n) = \frac{\tanh \beta\Gamma}{\beta\Gamma} \frac{(\beta\Gamma)^2}{(\beta\Gamma)^2 + (\pi n)^2}. \quad (28)$$

Performing the Fourier transformation again for going back to the imaginary time representation, we obtain

$$\chi(\tau) = \frac{1}{2} \left[\frac{\Gamma \tanh \beta\Gamma}{\tilde{\Gamma}_+ \tanh \beta\tilde{\Gamma}_+} D_{\tilde{\Gamma}_+}(\tau) + \frac{\Gamma \tanh \beta\Gamma}{\tilde{\Gamma}_- \tanh \beta\tilde{\Gamma}_-} D_{\tilde{\Gamma}_-}(\tau) \right], \quad (29)$$

where $\tilde{\Gamma}_\pm = \sqrt{\Gamma^2 \pm \Gamma J \tanh \beta\Gamma}$. This does not coincide with the exact result (12), which indicates that the factorization (26) is not validated. In addition, Eq.(29) does not satisfy the normalization condition $\chi(\tau = 0) = 1$. The authors of Refs. 9,10,11,12 introduced a Lagrange multiplier to cure this defect. However, we can show that the correct result

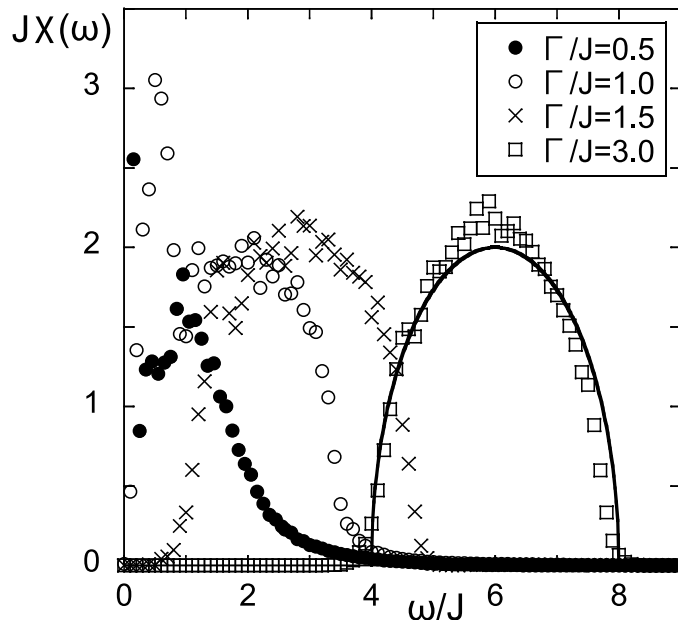


FIG. 2: The correlation function $\chi(\omega)$ at $T = 0$ for $N = 10$. The solid line represents Eq.(25) with $\Gamma/J = 3$.

is not reproduced even if the Lagrange multiplier is introduced. Consequently we conclude that the factorization is not a correct procedure in evaluating the time correlation function.

Suppose again that we can apply the Wick theorem to the analysis here, then the integration range of the convolution in Eq.(19) is bounded by β , not by τ , which means that the time ordering is not respected. Hence we may consider Fourier transformation of Eq.(20) as

$$\chi(\omega_n) = \frac{1}{2\beta^2 J^2 D_\Gamma(\omega_n)} \left(1 - \sqrt{1 - 4\beta^2 J^2 D_\Gamma^2(\omega_n)} \right), \quad (30)$$

which was found in Ref. 12. This has the same form as Eq.(20), but the time ordering is not treated properly and a different result from Eq.(25) is obtained.

The imaginary time correlation was investigated numerically in Ref. 13 using the Monte Carlo method. The asymptotic form was obtained as $t^{-\alpha}$ with $\alpha \sim 1.2$, which was considerably smaller than the previously predicted value $\alpha = 2$. Although the authors of Ref. 13 interpreted this value as the one which is close to $\alpha = 1$, we consider this result supports our analysis, rather than the ones by former works.

E. Numerical calculation

In order to check the analytical result at $T = 0$ we carry out numerical calculation. The method of numerical analysis is based on the spectral decomposition of the correlation function $\chi(\omega) = \int dt \chi(t) \exp(i\omega t)$ as

$$\chi(\omega) = \left[\frac{\sum_{nm} e^{-\beta E_n} \delta(\omega - (E_m - E_n)) |\langle n | \sigma_i^z | m \rangle|^2}{\sum_n e^{-\beta E_n}} \right], \quad (31)$$

where n and m denote energy eigenstates. This expression means that components in the summations contribute to $\chi(\omega)$ only when ω is equal to a difference of energies between two levels. At $T = 0$, it is clear that only nonnegative excitations are allowed and $\chi(\omega)$ forms a spectrum only in the range of positive ω as we showed above.

The quantity $\chi(\omega)$ is evaluated numerically by the diagonalization of the Hamiltonian. The number of sites is taken to be $N = 10$, and the averaging is performed over more than 10000 samples. The zero temperature results are shown in Fig. 2 and are compared with the analytical result (25). When the transverse field Γ is not so small, we find a good agreement despite the fact that Eq.(25) is the Fourier transformation of the asymptotic form (24). We also note that a similar form of $\chi(\omega)$ has already been obtained in larger system sizes in Ref. 14, which supports our analytical result as well.

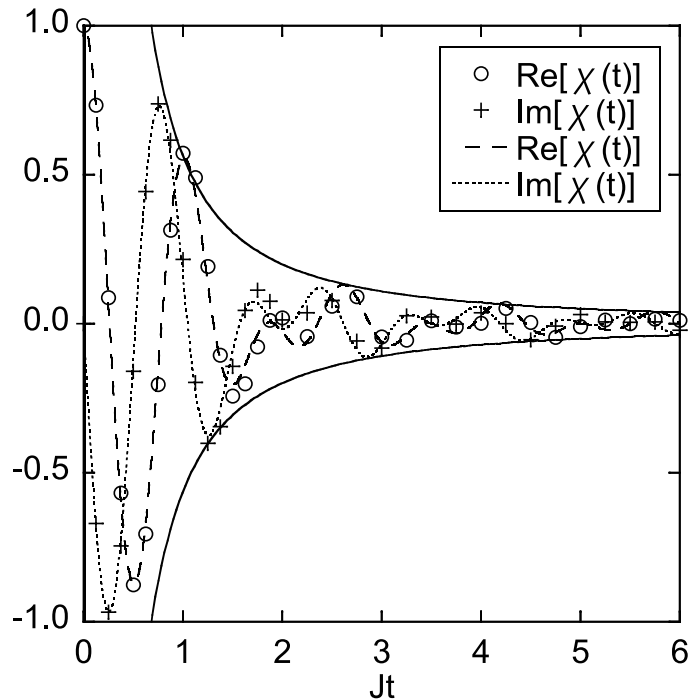


FIG. 3: $\chi(t)$ at $T = 0$ and $\Gamma/J = 3$ obtained from the Fourier transformation of the data in Fig. 2. The points denote numerical data and the lines are analytical results. The solid lines are envelope curves $\pm\pi^{-1/2}(Jt)^{-3/2}$.

We also show the correlation in real time space in Fig. 3 by using numerical Fourier transformation of $\chi(\omega)$. The power index is estimated by linear fitting of $\ln |\text{Re} \chi(t)|$ and $\ln |\text{Im} \chi(t)|$ peaks versus $\ln t$. Due to the finite size effect, the plot in Fig. 2 shows small oscillations and smooth tails, which leads to large deviations at large t in Fig. 3. For this reason, the fitting is carried out within the region $t < 5$. The power index is roughly estimated as 1.6, which is consistent with the analytical result 1.5. We expect the small deviation from the analytical one also arises from the finite size effect in small t region, which is relatively smaller than in large t region.

As in Fig. 2, when the transverse field Γ is decreased the spectral band around $\omega = 2\Gamma$ approaches the origin. We also observe a small sharp peak in the band around a certain value of ω with $\omega < 2\Gamma$. This peak grows up and approaches the origin with increasing system size N . We expect this peak finally reaches the origin in infinite system size limit. Since the spin glass order parameter q is equal to the static part of $\chi(\tau)$ at $T = 0$,⁷ $\chi(\omega = 0) > 0$ implies the spin glass phase. Therefore we can interpret the emergence of the peak as a sign of the phase transition from the paramagnetic phase to the spin glass phase.^{9,14} Although our systems size $N = 10$ is not large enough to find the transition point, the transition seems to happen at a value around $\Gamma \sim 1.5J$, which is consistent with the previous analyses. Since the main aim of the present paper is not to determine the precise value of the transition point, we defer the detailed analysis to a future work.

III. CORRELATIONS AT FINITE TEMPERATURE

A. Numerical results

Next we move on to the finite temperature case. When the temperature is nonzero, the negative excitations are allowed and we expect double peaks around $\omega = \pm 2\Gamma$. These peaks finally become symmetric in the limit of $T \rightarrow \infty$, which can be understood from the spectral decomposition (31). The behavior at finite temperature is difficult to analyze since many energy levels contribute to the correlation function. In the imaginary time path integral formalism, the length of the integral path shrinks as the temperature is increased and the assumption of asymptotic decay in τ becomes invalid. For these reasons we do not apply imaginary time path integral formalism to finite temperature case.

We first observe the shape of $\chi(\omega)$ by the numerical method instead. The results at $T = 2.0J$ and $T = \infty$ are

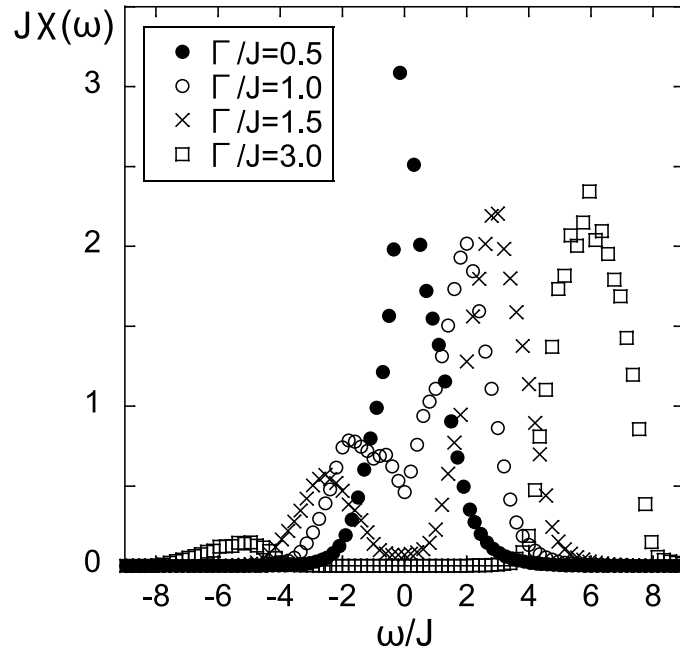


FIG. 4: $\chi(\omega)$ at $T = 2.0J$ for $N = 10$.

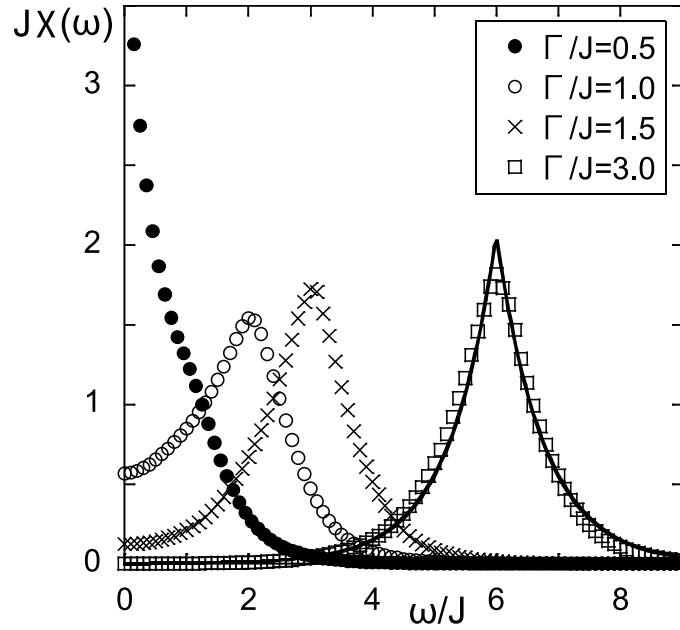


FIG. 5: $\chi(\omega)$ at $T = \infty$ for $N = 10$. The result is symmetric in ω as $\chi(-\omega) = \chi(\omega)$. The solid line is the result of the fitting using the function in Eq.(32) with $\bar{J} = 0.76J$.

shown in Figs. 4 and 5 respectively. As we expect, the double peaks are formed at finite temperature. When Γ is not so small, the result at $T = \infty$ can be well fitted by the function

$$\chi(\omega) = \frac{\pi}{2\bar{J}} \left(e^{-|\omega-2\Gamma/\bar{J}|/\bar{J}} + e^{-|\omega+2\Gamma/\bar{J}|/\bar{J}} \right), \quad (32)$$

with a parameter \bar{J} . The result of fitting is also shown in Fig. 5. The parameter is taken as $\bar{J} = 0.76J$, irrespective of the value of Γ . This form of fitting function is interpreted in the following.

B. Behavior at infinite temperature

Let us consider a perturbative analysis of the spectral representation at $T = \infty$

$$\chi(\omega) = \left[\frac{1}{2^N} \sum_{nm} \delta(\omega - (E_m - E_n)) |\langle n | \sigma_i^z | m \rangle|^2 \right]. \quad (33)$$

In the limit of $J = 0$, the eigenstates of the unperturbed Hamiltonian $\hat{H}_0 = -\Gamma \sum_{i=1}^N \sigma_i^x$ are expressed by the eigenstates of σ_i^x . When the numbers of the spins pointing in the negative and the positive x -directions are k and $N - k$ respectively, the unperturbed eigenenergy is given by $E_k^{(0)} = -(N - 2k)\Gamma$ and the degree of degeneracy is ${}^N C_k = N!/k!(N - k)!$. The operator σ_i^z flips the i th site spin and changes the number k to $k \pm 1$, which determines the selection rule between the state n and m in Eq.(33). In the first order of perturbation theory, the Hamiltonian is diagonalized in a subspace characterized by the quantum number k . With this quantum number we obtain the approximate expression

$$\begin{aligned} \chi(\omega) = & \left[\frac{1}{2^N} \sum_{k=0}^{N-1} \sum_{\mu=1}^{{}^N C_k} \sum_{\nu=1}^{{}^N C_{k+1}} \left\{ \delta\left(\omega - 2\Gamma - (E_{k+1,\nu}^{(1)} - E_{k,\mu}^{(1)})\right) + \delta\left(\omega + 2\Gamma + (E_{k+1,\nu}^{(1)} - E_{k,\mu}^{(1)})\right) \right\} \right. \\ & \left. \times |\langle k+1, \nu | \sigma_i^z | k, \mu \rangle|^2 \right], \end{aligned} \quad (34)$$

where μ and ν denote the indices of degeneracy and the ranges depend on k . $E_{k,\mu}^{(1)}$ are eigenvalues at the first order and may be expressed by linear combinations of J_{ij} as $E_{k,\mu}^{(1)} = \sum_{ij} m_{ij}^{(k,\mu)} J_{ij}$. Another form of $E_{k,\mu}^{(1)}$ as a function of J_{ij} will not change the conclusion here. The averaging of Eq.(34) with respect to J_{ij} yields a Gaussian factor as

$$\left[\delta\left(\omega - 2\Gamma - \sum_{ij} m_{ij} J_{ij}\right) \right] \propto \exp\left\{-\frac{N(\omega - 2\Gamma)^2}{2J^2 \sum_{ij} m_{ij}^2}\right\}. \quad (35)$$

The contribution of Eq.(34) mainly comes from the sector with $k \sim N/2$, which is understood in conjunction with the factor $1/2^N$ in Eq.(34). For example, in the case of $k = 0$ the number of the elements in the $\mu\nu$ -sum is equal to N and is negligible at $N \rightarrow \infty$ due to the multiplication by the factor $1/2^N$, whereas it is not suppressed when $k \sim N/2$.

Although it is hard to perform explicitly the perturbative calculation even at the first order, we easily see that the result is expressed by a linear combination of Gaussian functions as

$$\chi(\omega) = 2\pi \int d\sigma P(\sigma) \left[\exp\left\{-\frac{(\omega - 2\Gamma)^2}{2\sigma^2}\right\} + \exp\left\{-\frac{(\omega + 2\Gamma)^2}{2\sigma^2}\right\} \right], \quad (36)$$

where $P(\sigma)$ is the distribution function of the variance σ . From this expression, we find that the result (32) can be reproduced by assuming the Gaussian distribution $P(\sigma) \propto \exp(-\sigma^2/2\bar{J}^2)$. The Fourier transformation of Eq.(32) gives

$$\chi(t) = \frac{\cos(2\Gamma t)}{1 + \bar{J}^2 t^2}. \quad (37)$$

This shows that the correlation asymptotically decays as t^{-2} . We must note that this index is obtained by a different mechanism as Ref. 9 where the same value of the index is concluded at zero temperature.

C. Classical and quantum paramagnetic phase

At finite temperature, the spin glass phase is suppressed in increasing T and disappears at $T = J$. The second order phase transition curve, namely the spin-glass phase boundary, runs from $T = 0$, $\Gamma \sim 1.5J$ to $T = J$, $\Gamma = 0$ on T - Γ plane. On the other hand, in Sec.II we saw the change of behavior of $\chi(t)$ at zero temperature when Γ is varied, and this change is expected to be persistent up to higher temperature region than the spin-glass phase boundary. We can attribute this change to the one in moving across the boundary between the quantum paramagnetic (QP) and the classical paramagnetic (CP) phases, rather than between the spin glass phase and one of the paramagnetic

phases. The existence of the phase transition between the CP and the QP phases has already been found in the p -body interaction spin glass model in a transverse field defined by the Hamiltonian

$$\hat{H} = - \sum_{i_1 < i_2 < \dots < i_p} J_{i_1 i_2 \dots i_p} \sigma_{i_1}^z \sigma_{i_2}^z \dots \sigma_{i_p}^z - \Gamma \sum_i \sigma_i^x. \quad (38)$$

The interaction $J_{i_1 i_2 \dots i_p}$ is random and the average is taken with Gaussian probability distribution. At $p \rightarrow \infty$ this model is known as the random energy model and exhibits first order phase transition between the CP and the QP phases.¹⁶ The imaginary time correlation function at the QP phase can be calculated from the self-consistent equation in terms of $\chi(\tau)$

$$\chi(\tau) = \left\langle s_z^{(1)}(\tau) s_z^{(1)}(0) \exp \left\{ \frac{pJ^2}{4} \sum_{\alpha=1}^n \int_0^\beta d\tau_1 \int_0^\beta d\tau_2 s_z^{(\alpha)}(\tau_1) \chi^{p-1}(\tau_1 - \tau_2) s_z^{(\alpha)}(\tau_2) \right\} \right\rangle_\Gamma. \quad (39)$$

The factor χ^{p-1} goes to zero at $p \rightarrow \infty$ unless $\chi = 1$. From this, it is clear the zeroth order calculation becomes exact:

$$\chi(\tau) = D_\Gamma(\tau) = \frac{e^{\beta\Gamma - 2\Gamma\tau} + e^{-\beta\Gamma + 2\Gamma\tau}}{e^{\beta\Gamma} + e^{-\beta\Gamma}}. \quad (40)$$

The phase transition point cannot be determined from this equation for the QP phase but can be determined by the static part of the correlation function for the CP phase. Considering the condition of the vanishing static part, we obtain a discontinuous change from $\chi(\tau) = 1$ to Eq.(40), which also tells us the boundary between the CP and the QP phases reaches $T = \infty$. When p takes a large but finite value, the phase transition line is terminated at a certain finite temperature value and the transition between the CP and the QP phases turns to crossover.¹⁷

Returning to the SK ($p = 2$) model, the numerical analysis implies that the CP-QP boundary is crossover at finite temperature. This picture is supported by the analysis of the static part of the correlation function which shows a smooth change at $T > 0$.⁷

IV. CONCLUSIONS

In conclusion, we have calculated the dynamical correlation function (1) in the transverse SK model (2). Our main results are Eqs.(24) and (25) at $T = 0$, and Eqs.(32) and (37) at $T = \infty$. For large transverse field, the correlation function asymptotically decays in time t as $t^{-3/2}$ at $T = 0$, and t^{-2} at $T = \infty$. The results of our analysis are different from those of previous works at $T = 0$.^{9,10,11,12} In the present spin system, it is the crucial point in the analysis that the simple Wick theorem cannot be applied to the multi-correlations of the spin operators. It was shown in Ref. 18 that the factorization for Gaussian variables is modified in the case of spin operators and a sign factor is introduced to respect time ordering of operators. We showed that the correct procedure leads to a different form of real time correlation from the known one.

In the present paper, we have analyzed the infinite range model to focus on the time dependence of the correlation function. It is important to study how the present result is changed at finite dimensional models with finite range interactions. Spatial correlation can be related to time correlation, therefore the result of such study will be useful. With regard to critical exponent, there is an argument that the dynamic critical exponent z is related to the power index of the time correlation function discussed in the present paper.¹³ In addition, in low dimensional systems it is inferred from the general considerations⁶ that correlation function is significantly affected by Griffiths-McCoy singularities.¹⁹

Application to other random quantum systems is also an interesting future work. For the random quantum Heisenberg model, the correlation function in Fourier-transformed space, $\chi(\omega)$, was numerically analyzed in Refs. 14,20. It is interesting to analyze the correlation in real time space by using the analytical method developed here, and this will be our future work.

ACKNOWLEDGMENT

We are grateful to H. Nishimori and T. Obuchi for useful discussions and comments. One of the authors (K. Takeda) is supported by Grand-in-aid from MEXT/JSPS, Japan (No.18079006).

¹ M. Mézard, G. Parisi, and M.A. Virasoro, *Spin Glass Theory and Beyond* (World Scientific, Singapore, 1987).

- ² H. Nishimori, *Statistical Physics of Spin Glasses and Information Processing: An Introduction* (Oxford University Press, Oxford, 2001).
- ³ D. Sherrington and S. Kirkpatrick, Phys. Rev. Lett. **35**, 1792 (1975).
- ⁴ A.J. Bray and M.A. Moore, J. Phys. C **13**, L655 (1980).
- ⁵ B.S. Chakrabarti, A. Dutta, and P. Sen, *Quantum Ising Phases and Transitions in Transverse Ising Models* (Springer, Berlin, 1996).
- ⁶ S. Sachdev, *Quantum Phase Transitions* (Cambridge University Press, Cambridge, 1999).
- ⁷ K. Takahashi, Phys. Rev. B **76**, 184422 (2007).
- ⁸ A. Georges, G. Kotliar, W. Krauth, and M.J. Rozenberg, Rev. Mod. Phys. **68**, 13 (1996).
- ⁹ J. Miller and D.A. Huse, Phys. Rev. Lett. **70**, 3147 (1993).
- ¹⁰ J. Ye, S. Sachdev, and N. Read, Phys. Rev. Lett. **70**, 4011 (1993).
- ¹¹ M.J. Rozenberg and D.R. Grempel, Phys. Rev. Lett. **81**, 2550 (1998).
- ¹² D.R. Grempel and M.J. Rozenberg, Phys. Rev. B **60**, 4702 (1999).
- ¹³ J.V. Alvarez and F. Ritort, J. Phys. A **29**, 7355 (1996).
- ¹⁴ L. Arrachea and M.J. Rozenberg, Phys. Rev. Lett. **86**, 5172 (2001).
- ¹⁵ P.W. Anderson and G. Yuval, Phys. Rev. Lett. **23**, 89 (1969); G. Yuval and P.W. Anderson, Phys. Rev. B **1**, 1522 (1970); P.W. Anderson, G. Yuval, and D.R. Hamann, *ibid.* **1**, 4464 (1970).
- ¹⁶ Y.Y. Goldschmidt, Phys. Rev. B **41**, 4858 (1990); T. Obuchi, H. Nishimori, and D. Sherrington, J. Phys. Soc. Jpn. **75**, 054002 (2007).
- ¹⁷ L. De Cesare, K. Lukierska-Walasek, I. Rabuffo, and K. Walasek, J. Phys. A **29**, 1605 (1996); T.M. Nieuwenhuizen and F. Ritort, Physica A **250**, 8 (1998).
- ¹⁸ Y.L. Wang, S. Shtrikman, and H. Callen, Phys. Rev. **148**, 419 (1966).
- ¹⁹ R.B. Griffiths, Phys. Rev. Lett. **23**, 17 (1969); B.M. McCoy, *ibid.* **23**, 383 (1969).
- ²⁰ L. Arrachea and M.J. Rozenberg, Phys. Rev. B **65**, 224430 (2002).