

Electric Polarizabilities from Lattice QCD

W. Detmold

*Department of Physics
University of Washington
Box 351560
Seattle, WA 98195-1560, USA
E-mail: wdetmold@phys.washington.edu*

B. C. Tiburzi*

*Maryland Center for Fundamental Physics
Department of Physics
University of Maryland
College Park, MD 20742-4111, USA
E-mail: bctiburzi@umd.edu*

A. Walker-Loud

*Department of Physics
College of William and Mary
Williamsburg, VA 23187-8795, USA
E-mail: walkloud@wm.edu*

The response of hadrons to electromagnetic probes is highly constrained by chiral dynamics; but, in some cases, predictions have not compared well with experimental data. The lattice can be used to test the chiral electromagnetism of hadrons and ultimately confront experiment. We use background field techniques to study the electromagnetic polarizabilities of hadrons. Focusing on simulations in background electric fields, we present preliminary results for both charged and neutral particle polarizabilities. The former are extracted using a novel method.

*The XXVI International Symposium on Lattice Field Theory
July 14-19 2008
Williamsburg, Virginia, USA*

*Speaker.

1. Introduction

The study of QCD with external sources provides a controllable aspect to the non-perturbative dynamics; and, in turn, allows for us to glean information about the quark and gluon structure of hadrons. The quarks possess electric charges; and, consequently hadrons polarize in applied electric and magnetic fields. This is despite the considerably stronger chromodynamic forces that confine quarks and gluons into hadrons. Aside from Born couplings to the hadron's total charge, the effective Hamiltonian of a hadron in external fields is given by: $H = -\frac{1}{2}\alpha_E\vec{E}^2 - \frac{1}{2}\beta_M\vec{B}^2$. This Hamiltonian arises as a low-energy approximation. One can consider further terms with more derivatives, or terms with higher powers of the field strength. Working with constant fields of sufficiently small size, we can neglect such higher-order terms.¹ The coefficients of the operators in the effective Hamiltonian are the electric polarizability α_E , and magnetic polarizability β_M . The long-range structure of hadrons is dominated by pion interactions. If we imagine a typical hadron as a core surrounded by a virtual pion cloud, then the charged pion cloud polarizes in external electromagnetic fields. More precisely, the form of the electric polarizability, for example, is highly constrained by chiral dynamics. For any hadron h , the leading-order electric polarizability has the form: $\alpha_E^h = N^h \frac{e^2}{m_\pi \Lambda_\chi^2}$, where e is the electric charge, Λ_χ is the chiral symmetry breaking scale, and N^h is a pure number and depends upon the particular hadron. Curiously, polarizabilities are singular in the $SU(2)$ chiral limit as they are proportional to the inverse pion mass.²

Experimentally polarizabilities can be measured from low-energy Compton scattering experiments off hadronic targets, for a review see [2]. This is, of course, only directly possible for the proton. There are a number of areas where our current understanding is limited: experimental determinations of pion polarizabilities have always been at odds with chiral perturbation theory, neutron polarizability measurements are indirect using Compton scattering off light nuclei (largely deuterium) which must consequently rely on theoretical input, extraction of the nucleon magnetic polarizability from experiment currently has $\sim 50\%$ error bars, and finally two combinations of spin-polarizabilities have yet to be measured. The situation is likely to change in the near future: new pion and first kaon polarizability results are expected from COMPASS at CERN, Compton scattering experiments off deuterium are being performed at MAX-lab in Lund, and high precision results for all nucleon polarizabilities are anticipated in the next few years from the high intensity gamma source at TUNL. It is our hope that the lattice can play a timely phenomenological role with respect to hadronic polarizabilities.

2. Lattice Details

While polarizabilities enter in lattice four-point functions, that method of extraction is not feasible, for example, due to the need for rather long momentum extrapolation. We have chosen to work with classical external electromagnetic fields. Currently we have artificially set the sea quark charges to zero, and thus calculate the effects of electromagnetism coupled to valence quarks only.

¹ Additionally this effective Hamiltonian is valid in the infinite volume limit. Further terms must be added to account for infrared effects that stem from boundary conditions on a compact space [1].

² The only exceptions are the kaons and eta. Their polarizabilities scale as m_K^{-1} and m_η^{-1} , respectively, and are only singular in the $SU(3)$ chiral limit.

Set	N_{config}	$L^3 \times \beta$	m_s	m_u	m_π	κ_s	κ_u	$\kappa_{critical}$!
1	141	$16^3 \times 32$	0.04	0.01	400 MeV	0.13810	0.13939	0.14000	~ 10
2	228	$24^3 \times 64$	0.04	0.01	420 MeV	0.13806	0.13934	0.13993	~ 2
3	174	$24^3 \times 64$	0.04	0.005	330 MeV	0.13811	0.13957	0.13993	~ 15

Table 1: Summary of RBC/UKQCD [3] domain wall ensembles used, as well as the κ -parameters for the valence clover fermions, and the number (!) of exceptional gauge configurations encountered.

There are a number of ways in which physical predictions can be made from this scenario; but, they all hinge of the applicability of the low-energy effective theory. We use RBC/UKQCD domain-wall fermion gauge configurations [3], the ensembles are summarized in Table 1. Computational restrictions require us to choose numerically cheap valence quarks due to the requisite number of propagator inversions. We have opted for tadpole-improved clover fermions, with plans in the future to repeat our calculation using domain-wall valence quarks. To reduce unitarity violations, we have tuned the valence and sea pion masses to within statistical error (additionally for the η_s meson). Details of the κ -tuning are also shown in the table. At these comparatively light values of the pion mass, we encounter exceptional gauge configurations. This is particularly troublesome on the smaller volume, and at the lightest pion mass, as expected. As a temporary fix, we shall simply drop the exceptionals and focus on ensemble Set 2, for which there were only 2 such configurations. In the future, we will HYP-smear to avoid this problem.

3. Background Fields

We will focus our attention on background electric field calculations that we have performed. To couple a classical electric field to valence quarks, we post-multiply the existing color links $U_\mu(x)$, by the Abelian link $U_\mu^{cl}(x)$, so that the net effect is $U_\mu(x) \longrightarrow U_\mu(x)U_\mu^{cl}(x)$. This choice is natural for a gauge invariant lattice theory, but not mandated: any sensible way of including background fields will agree in the continuum limit and hence differ by irrelevant operators. As we work in Euclidean space, the form we choose for the Abelian links is $U_\mu^{cl}(x) = \delta_{\mu 3} \exp(-iq\mathcal{E}x_4)$. To arrive at Minkowski space results, one technically needs to perform the analytic continuation $\mathcal{E} \rightarrow iE$. Non-perturbative effects due to the characteristic instabilities of an electric field will hence be absent in our formulation. This is a feature not a bug: such real time processes would obstruct our Euclidean space calculation. Instead we analytically continue the perturbative expansion of observables in powers of \mathcal{E} . The electric polarizability is the first non-vanishing term in this expansion, and the perturbative analytic continuation is trivial, see [4].

The implementation of a constant gauge field on a torus requires quantization conditions [5]. One seeks to define a periodic lattice action on a torus, which is a closed surface. Thus given the field we wish to put down, consider a region in the x_3 - x_4 plane with area A_1 . The flux out of this region is $\exp(iq\mathcal{E}A_1)$. The total area of the x_3 - x_4 plane is $\beta L = A_1 + A_2$. Because the torus is a closed surface, the flux out of A_1 must be the flux into A_2 . Hence we find the quantization condition $q_d\mathcal{E} = \frac{2\pi n}{\beta L}$, where q_d is the down quark electric charge and n is an integer. Quantizing the flux for down guarantees that the flux for up is quantized.

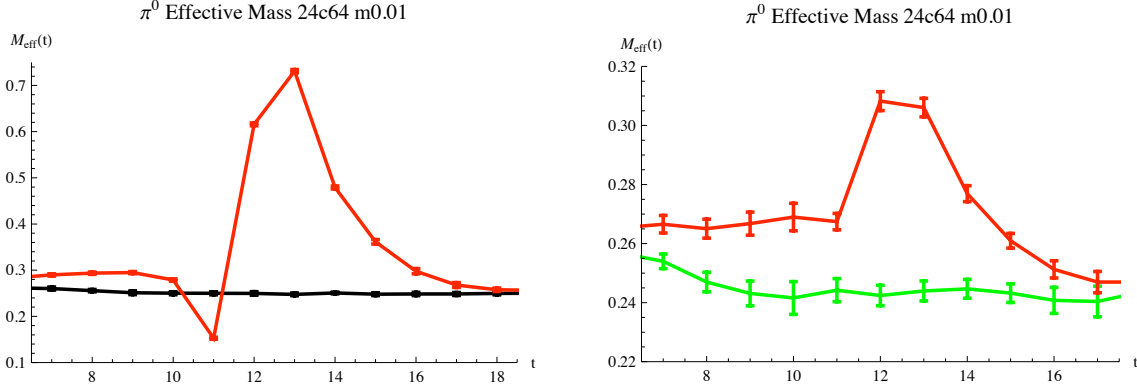


Figure 1: Comparison of background field implementation. On the left, we use the naïve implementation $U_\mu^{cl}(x)$ and show neutral pion effective mass plots for $n = 3$. The bottom curve has $t_{\text{source}} = 0$, while the top curve has $t_{\text{source}} = 52$ (so that, after translation, the field spikes at $t = 12$ on the plot). On the right, we use $U_\mu^{cl}(x)$ but include the additional transverse links. Shown are effective mass plots with source time $t_{\text{source}} = 52$ for the field strengths $n = 3$ and $n = e$ corresponding to the bottom and top curves, respectively. In each case, it is the connected part of the neutral pion correlator that was calculated.

The above argument is valid for a continuous torus. On a discrete torus, the argument must be augmented [6], and is only possible using the link formulation to include the gauge field. The goal is to render each of the elementary plaquettes in the x_3 - x_4 plane identical, with value: $\exp(iq\mathcal{E})$. In the bulk of the lattice, this is already accomplished with $U_\mu^{cl}(x)$. There are L plaquettes, however, that are different. They each wrap around from $x_4 = \beta - 1$ to $x_4 = 0$, and have the value $\exp[iq\mathcal{E}(1 - \beta)]$. One can add transverse links at the time boundary to remove the spike. This relocates the defect to just one plaquette: the plaquette starting at the far corner of the x_3 - x_4 plane. The value of this plaquette is: $\exp[iq\mathcal{E}(1 - \beta L)]$, which is uniform precisely when the quantization condition is met. Modifying the links is equivalent to a gauge transformation, but one that is singular in the continuum limit. We have run propagators using various values of quantized and non-quantized field strengths with differing locations for the source time. Shown in Figure 1 are four different cases. Without transverse links, the figure shows undesirable behavior due to field strength spike at the boundary. With the addition of transverse links, only non-quantized field strengths see a spike at the boundary. The quantized case corresponds to a completely periodic lattice action.

4. Selected Results

The measurement of neutral particle electric polarizabilities can be done using standard spectroscopy. One measures the long-time behavior of the two-point correlation function to deduce the single-particle energy E in the background field.³ This energy has an expansion in powers of the electric field, $E = M + \frac{1}{2}\alpha_E\mathcal{E}^2 + \frac{1}{4!}\bar{\alpha}_E\mathcal{E}^4 + \dots$. By calculating the energy for a variety of values of the quantized electric field strengths, we can fit the coefficients α_E , and $\bar{\alpha}_E$. We use values for $U_\mu^{cl}(x)$ corresponding to $n = 1, -2, 3, 4, 5, -6$, and 7 . In Figure 2, we show extracted energies versus electric field strength for the Σ^0 and n . Not surprisingly the neutron results are noisier. Pre-

³Infrared effects modify this procedure. One must additionally allow for renormalization of the single-particle effective action. We have neglected such volume corrections.

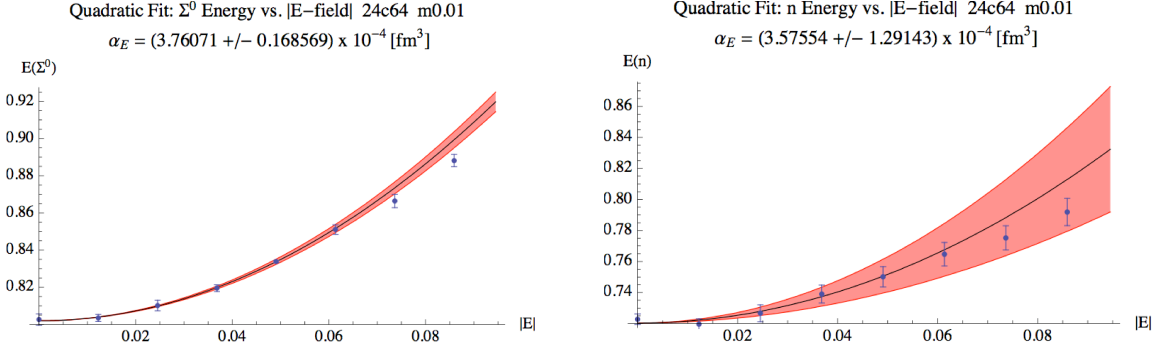


Figure 2: Plots of extracted energies E versus electric field $|\mathcal{E}|$ for the Σ^0 and n . The band corresponds to a one-sigma variation of the extracted value for the polarizability. In both cases, the largest two field values have been excluded from the fit. Consistent values for the polarizability are extracted when these data are retained but the energy is fit to a quadratic plus quartic form.

liminary extracted values for select polarizabilities are as follows (each given in units of 10^{-4} fm^3): $\alpha_E^{\pi^0} = 0.12 \pm 0.78$, consistent with expectations from one-loop chiral perturbation theory for the connected part of the correlation function; $\alpha_E^{K^0} = 0.27 \pm 0.05$, size consistent with one-loop chiral expectations; $\alpha_E^{K^{*0}} = -1.2 \pm 0.4$, which is surprisingly negative; $\alpha_E^n = 3.6 \pm 1.3$; $\alpha_E^\Lambda = 3.1 \pm 0.8$; $\alpha_E^{\Sigma^0} = 3.8 \pm 0.2$; and $\alpha_E^{\Xi^0} = 2.8 \pm 0.3$.

Charged particle polarizabilities can also be extracted from lattice QCD correlation functions. Standard spectroscopy is no avail here as energy is not a good quantum number. Instead, one considers the single-particle effective action. There are Born and non-Born terms. The non-Born terms can be summed as in the case of a neutral particle into E defined above. This ordinarily would be the energy of the hadron in the external field. Additionally one must sum the Born couplings to the particle's total charge. This leads to modified behavior of the charged particle's two-point function. Assuming the ground state hadron dominates over a window of time, we have

$$G(\tau) = \sum_{\vec{x}} \langle 0 | \chi(\vec{x}, \tau) \chi^\dagger(\vec{0}, 0) | 0 \rangle = Z g(E, \mathcal{E}, \tau). \quad (4.1)$$

The function g can be written in terms of parabolic cylinder functions. The point being: it is no longer a simple exponential falloff. We can gain intuition about g by considering the non-relativistic limit, in which we have [7]

$$g(E, \mathcal{E}, \tau) \longrightarrow \exp\left(-E\tau - \frac{Q^2 \mathcal{E}^2 \tau^3}{6M}\right). \quad (4.2)$$

The non-relativistic limit will always be valid for small times (but still large enough to filter out the ground state). On a standard effective mass plot, the logarithm of the ratio of correlators will no longer plateau, but will rise. In the short time limit, Eq. (4.2) shows $M_{eff}(\tau) = C + \tau(\tau + 1) \frac{Q^2 \mathcal{E}^2}{2M}$. We show the behavior of the charged pion effective mass as a function of time in Figure 3.

Typically an effective mass plot is used to guide the eye in fitting the correlation function. For charged particles, the effective mass is no longer an effective tool for this purpose. A more reliable plot, we deem the effective energy plot. To generate values for this plot, we solve for E_{eff} using two time steps

$$\frac{g(E_{eff}, \mathcal{E}, \tau + 1)}{g(E_{eff}, \mathcal{E}, \tau)} = \frac{G(\tau + 1)}{G(\tau)}, \quad (4.3)$$

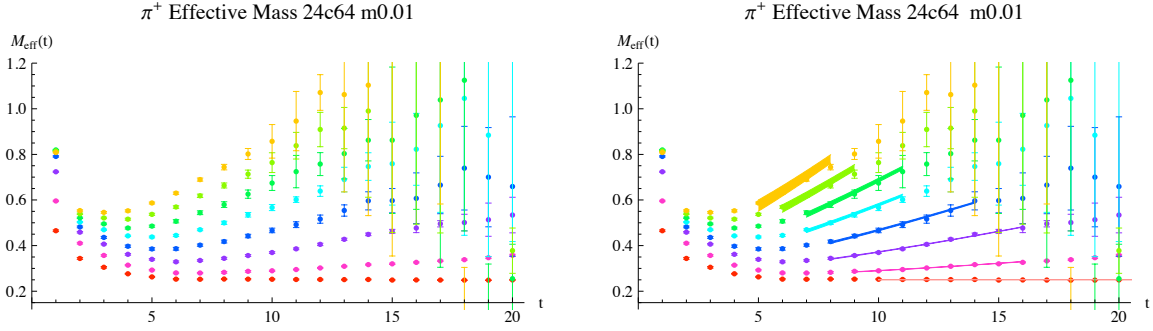


Figure 3: Plot of the effective mass for the charged pion in electric fields. On the left, the effective mass is shown to be both field strength dependent and non-constant in time. On the right, we fit the time dependence using the full functional form of $g(E, \mathcal{E}, \tau)$.

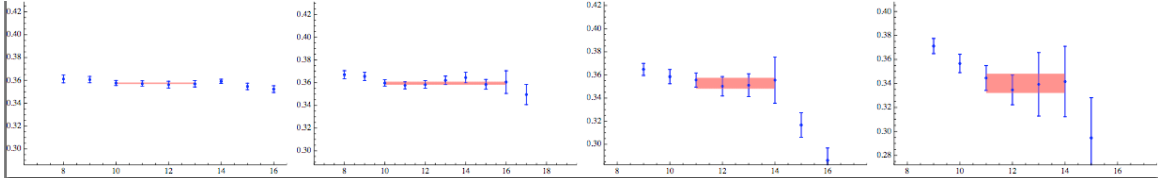


Figure 4: Effective energy plots for the K^+ . Plotted are the values of E_{eff} versus time for the $n = 1, -2, 3,$ and 4 values of the field strength (shown left to right).

for all values of τ . This must be done numerically, and is particularly taxing to generate error bars on E_{eff} at each time slice. Fortunately there is a one-dimensional integral representation for $g(E, \mathcal{E}, \tau)$. We then search for a plateau for E_{eff} in time. Plotted in Figure 4 are effective energy plots for the charged kaon. Guided by the effective energy plot, we fit for E using Eq. (4.1) for each value of the field strength. We can then plot the would-be energies as a function of \mathcal{E} and perform fits to extract the coefficient of the quadratic term. This is how one deduces the electric polarizability of a charged particle.

Plotted in Figure 5 are extracted values of E versus $|\mathcal{E}|$ for the Ξ^- and p . The proton is not surprisingly noisier. For charged particles, we find a rather ubiquitous feature: the coefficient of the quartic \mathcal{E}^4 term in the expansion of E appears to be larger than that for neutral particles. As the strength of the field grows, this quartic term rapidly pulls the curve downward making it comparatively more difficult to extract the quadratic term. We are uncertain about the origin of this systematic effect. Select values for electric polarizabilities of charged particles are: $\alpha_E^{\pi^+} = 3.4 \pm 0.4$, $\alpha_E^{K^+} = 2.8 \pm 2.2$, $\alpha_E^{K^{*+}} = -5.9 \pm 2.6$, $\alpha_E^p = 8.8 \pm 5.9$, $\alpha_E^{\Sigma^+} = 5.3 \pm 2.2$, and $\alpha_E^{\Xi^-} = 2.5 \pm 0.1$. These values are again preliminary and are given in units of 10^{-4} fm^3 . Despite the large error bar on the K^+ polarizability, the ratio $\alpha_E^{\pi^+} / \alpha_E^{K^+}$ is in good agreement with expectations from one-loop chiral perturbation theory, namely this ratio approximately scales as m_K / m_π . The K^{*+} electric polarizability appears to be negative, just as we observed for the K^{*0} .

5. Final Words

The response of hadrons to applied electromagnetic fields gives us a probe of the underlying QCD dynamics. Electromagnetic multipole polarizabilities encode the longest-range response to

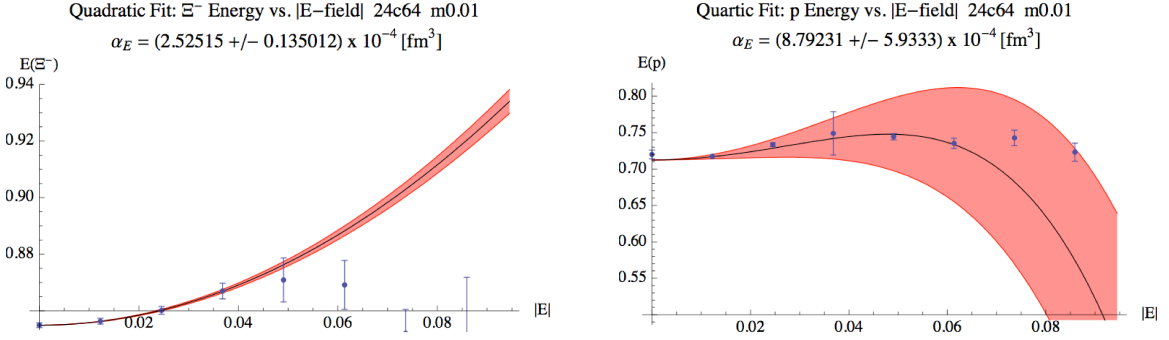


Figure 5: Plots as in Figure 2, but for charged particles: the Ξ^- and p . In the case of the Ξ^- , the highest four field strengths have been excluded from the quadratic fit. For the proton, shown is a quadratic plus quartic fit excluding the two largest field strengths.

the external field. As such, these observables are highly constrained by chiral dynamics, and have been the subject of a continuing experimental effort. Lattice QCD can provide first principles determination of polarizabilities. We have briefly reviewed our on-going background field calculations, focusing on the electric polarizabilities of hadrons from a hybrid lattice action. Measurements for both neutral and charged particles are possible, the latter by assessing the behavior of background field two-point correlation functions. Our results are preliminary at this stage. There are clearly a number of refinements that can be made. Handling the exceptional gauge configurations is most likely necessary to improve the statistics on the lighter quark mass ensembles. Ultimately we must address the infinite volume and continuum limits, as well as turn on the electric charges of the sea quarks.

Acknowledgments

This work is supported in part by the U.S. Department of Energy, Grants No. DE-FG02-97ER-41014 (W.D.), No. DE-FG02-93ER-40762 (B.C.T. and A.W.-L.), and No. DE-FG02-07ER-41527 (A.W.-L.).

References

- [1] J. Hu, F.-J. Jiang and B. C. Tiburzi, Phys. Lett. B **653**, 350 (2007); Phys. Rev. D **77**, 014502 (2008).
- [2] C. E. Hyde and K. de Jager, Ann. Rev. Nucl. Part. Sci. **54**, 217 (2004).
- [3] C. Allton *et al.* [RBC and UKQCD Collaborations], Phys. Rev. D **76**, 014504 (2007); arXiv:0804.0473 [hep-lat].
- [4] B. C. Tiburzi, arXiv:0808.3965 [hep-ph].
- [5] G. 't Hooft, Nucl. Phys. B **153**, 141 (1979); P. van Baal, Commun. Math. Phys. **85**, 529 (1982).
- [6] J. Smit and J. C. Vink, Nucl. Phys. B **286**, 485 (1987); H. R. Rubinstein, S. Solomon and T. Wittlich, Nucl. Phys. B **457**, 577 (1995).
- [7] W. Detmold, B. C. Tiburzi and A. Walker-Loud, Phys. Rev. D **73**, 114505 (2006).