

Density functional study of BaNi_2As_2 : Electronic structure, phonons and electron-phonon superconductivity

Alaska Subedi

*Department of Physics and Astronomy, University of Tennessee, Knoxville, TN 37996 and
Materials Science and Technology Division, Oak Ridge National Laboratory, Oak Ridge, Tennessee 37831-6032, USA*

David J. Singh

*Materials Science and Technology Division, Oak Ridge National Laboratory, Oak Ridge, Tennessee 37831-6032, USA
(Dated: March 12, 2019)*

We investigate the properties of BaNi_2As_2 using first principles calculations. The band structure has a similar shape to that of the BaFe_2As_2 , and in particular shows a pseudogap between a manifold of six heavy d electron bands and four lighter d bands, i.e. at an electron count of six d electrons per Ni. However, unlike BaFe_2As_2 , where the Fermi energy occurs at the bottom of the pseudogap, the two additional electrons per Ni in the Ni compound place the Fermi energy in the upper manifold. Thus BaNi_2As_2 has large Fermi surfaces very distinct from BaFe_2As_2 . Results for the phonon spectrum and electron-phonon coupling are consistent with a classification of this material as a conventional phonon mediated superconductor although spin fluctuations and nearness to magnetism may be anticipated based on the value of $N(E_F)$.

PACS numbers: 74.25.Jb, 74.25.Kc, 74.70.Dd, 71.18.+y

I. INTRODUCTION

The finding of superconductivity in F doped LaFeAsO by Kamihara and co-workers¹ has led to considerable interest as this provides an alternative non-cuprate route to high critical temperature (T_c) superconductivity. Since this finding, high T_c superconductivity has been found in many related phases that can be generally characterized into four different groups according to their parent compounds: (i) LaFeAsO ,^{1,2,3} (ii) BaFe_2As_2 ,^{4,5} (iii) LiFeAs ,⁶ and (iv) $\alpha\text{-FeSe}$.⁷ The precise mechanism of superconductivity in these compounds is yet to be established, but is strongly thought to be unconventional. This is based in part on calculations of the electron-phonon coupling,^{8,9} which is too small to account for any appreciable superconductivity and on the proximity to magnetism.^{10,11,12,13,14} These compounds show considerable variation in doping levels (i.e. hole or electron doped), applied pressure, and chemistry of the non-Fe layers, while remaining superconducting. However, there are three main threads joining these compounds together. The parent compounds have spin density wave (SDW) order with the possible exception of the LiFeAs phase, exist in a tetragonal structure and possess iron in a 2D square lattice sheet. There is a clear association between suppression of the SDW order and appearance of superconductivity in the phase diagrams, although recent work does show some range of coexistence of magnetism and superconductivity.^{15,16} Importantly, the SDW phase is accompanied by an orthorhombic distortion. Depending on the specific material, this distortion occurs at a temperature higher than the SDW ordering temperature or coincident with it.^{4,10,17}

In addition, Ronning *et al.* recently reported both the occurrence of a first order phase transition at $T_0 = 130$ K with characteristics similar to the structural transition

seen in the Fe-As based superconductors, and a superconducting transition with $T_c = 0.7$ K in BaNi_2As_2 .¹⁸ Since Fe and Ni are ambient temperature ferromagnets and many Fe and Ni compounds show magnetism, it is plausible to expect that Ni can fill in the role of Fe in these compounds. Indeed, superconductivity is also observed in LaNiPO ,¹⁹ LaNiAsO ,²⁰ and LaNiBiO .²¹ However, these compounds do not display the structural or magnetic transitions characteristic of the Fe-As based parent compounds. Moreover, it was recently shown that LaNiPO can be explained as a conventional electron-phonon superconductor.²²

In this paper we report the details of our calculations of the electronic structure, phonons and electron-phonon coupling of BaNi_2As_2 . The band structure of BaNi_2As_2 is similar to that reported for BaFe_2As_2 ,^{23,24,25} but the Fermi level is shifted up owing to the higher valence electron count in Ni^{2+} than in Fe^{2+} . Hence, with a larger Fermi surface and higher carrier density, BaNi_2As_2 has remarkably different electronic properties from BaFe_2As_2 . A similar increase in the Fermi surface area is also found in LaNiPO for essentially the same reason.²² Also similar to case of LaNiPO , we obtain a much larger value of electron-phonon coupling constant $\lambda_{ep} = 0.76$ in BaNi_2As_2 compared to the Fe based compounds (for example, in LaFeAsO $\lambda_{ep} = 0.21$ ⁸). This suggests that the mechanism of superconductivity in BaNi_2As_2 is similar to that of LaNiPO and is different from the Fe based compounds.

II. METHODS AND STRUCTURE

The electronic structure calculations were performed within the local density approximation (LDA) with the general potential linearized augmented planewave

(LAPW) method,²⁶ similar to the calculations reported for LaFeAsO.¹¹ We used LAPW spheres of radius $2.2 a_0$ for Ba and $2.1 a_0$ for Ni and As. BaNi₂As₂ occurs in a body centered tetragonal structure ($I4/mmm$) with Ba, Ni and As at the positions $2a(0,0,0)$, $4d(0.5,0,0.5)$ and $4e(0,0,z_{As})$, respectively. Here z_{As} , the As height above the Ni square planes, is a structural parameter governing the Ni-As distance and the distortion of the As tetrahedra that coordinate the Ni in this material. In our calculations, we used experimental lattice parameters ($a = 4.112 \text{ \AA}$ and $c = 11.54 \text{ \AA}$)¹⁸ but employed the computed z_{As} obtained via non-spin polarized energy minimization.

The phonon dispersions and electron-phonon coupling were calculated using linear response as implemented in Quantum Espresso code,²⁷ similar to the calculations reported for LaFeAsO and LaNiPO.^{8,9,22} The linear response calculations were also done with experimental lattice parameters, using ultrasoft pseudopotentials within the generalized gradient approximation (GGA) of Perdew, Burke and Ernzerhof.²⁸ An $8 \times 8 \times 8$ grid was used for the zone integration in the phonon calculations, while a more dense $32 \times 32 \times 8$ grid was used for the zone integration in the electron-phonon coupling calculations. The basis set cut-off for the wave functions was 40 Ry, while a 400 Ry cut-off was used for the charge density.

The internal parameter z_{As} was again relaxed in the calculation of phonon properties. The values we obtained for z_{As} (LDA: 0.346, GGA: 0.351) agree well with the experimental value of $z_{As} = 0.3476$. This is in contrast to BaFe₂As₂,²⁵ and other Fe based superconductors where LDA and GGA calculations done in this way noticeably underestimate z_{As} , but is similar to the case of LaNiPO. It has been suggested that this underestimation of z_{As} in Fe based superconductors is due to its coupling with magnetism.^{13,29,30} This underestimation may be indicative of strong spin fluctuations in the paramagnetic superconducting parts of the phase diagrams of the Fe-based materials. The absence of this discrepancy between the experimental and calculated value of z_{As} in BaNi₂As₂ then indicates that the magnetic character of BaNi₂As₂ is different from that of BaFe₂As₂ and other Fe based superconductors.

III. RESULTS

The calculated band structure and electronic density of states (DOS) are shown in Figs. 1 and 2, respectively. The Fermi surface is shown in Fig. 3. The pnictogen p states occur between -6 eV and -3 eV, with respect to the Fermi energy, consistent with an anionic As³⁻ species, and modest hybridization of the As p states with Ni d states similar to the Fe-based materials. As expected, Ba occurs as Ba²⁺ with the Ba derived valence states well above the Fermi energy. As such, Ni has a nominal valence Ni⁺² with eight d electrons per Ni. The manifold of six heavy bands between -3.0 eV and -1.0 eV have Ni d character and account for six electrons per Ni. There

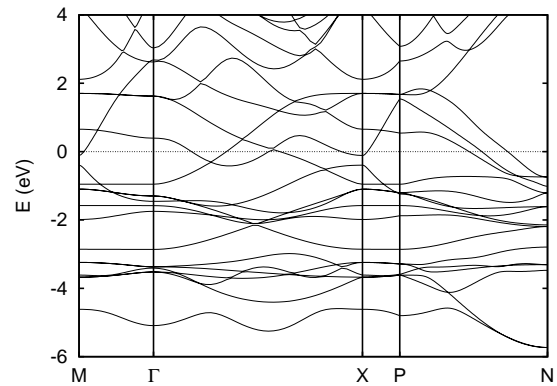


FIG. 1: Calculated LDA band structure of non-spin-polarized BaNi₂As₂.

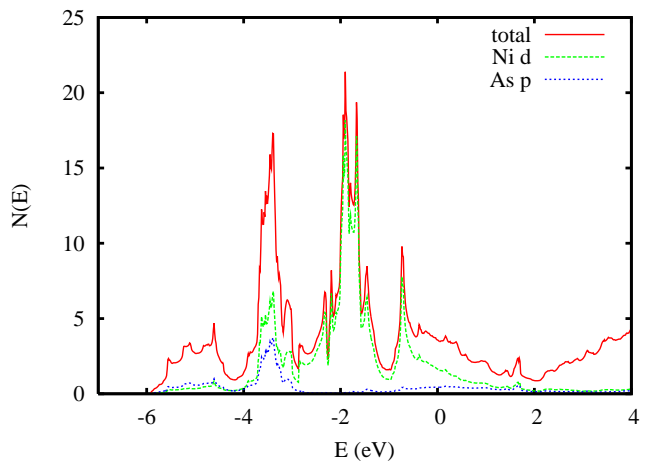


FIG. 2: (color online) Calculated LDA electron density of states of non-spin-polarized BaNi₂As₂ and projections onto the LAPW spheres on a per formula unit basis.

is a pseudogap at this point separating the heavy bands from a manifold of lighter bands that span between -1.0 eV and 2.0 eV. The light bands accommodate the remaining d electrons and show Ni d character accompanied by some mixing with As p states. It may be seen that the band structure and DOS of BaNi₂As₂ are qualitatively very similar to that of BaFe₂As₂ (Refs. 23,24, and 25), with the exception that Ni²⁺ crucially contains two more valence electrons than Fe²⁺. This causes the Fermi level to shift up away from the pseudogap into the upper manifold. As a result, compared to BaFe₂As₂, BaNi₂As₂ has a large multi-sheet Fermi surface very different from the Fe-based materials. The value of the DOS at E_F is $N(E_F) = 3.57 \text{ eV}^{-1}$, on a per formula unit (two Ni atoms) both spins basis. This is lower than LaFeAsO, but is comparable to some of the other Fe-As based materials.

The calculated phonon dispersions of BaNi₂As₂ are shown in Fig. 4. The corresponding phonon density of states and Eliashberg spectral function $\alpha^2 F(\omega)$ are shown in Fig. 5. There are 15 phonon bands extending

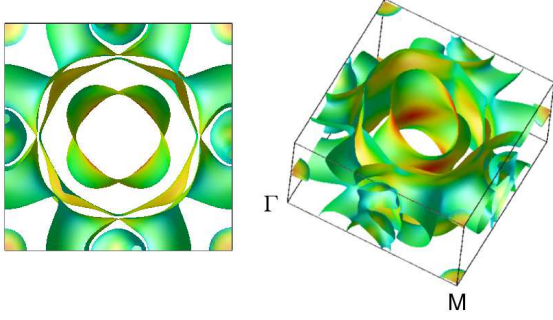


FIG. 3: (color online) Calculated LDA Fermi surface of non-spin-polarized BaNi_2As_2 . The shading is by velocity.

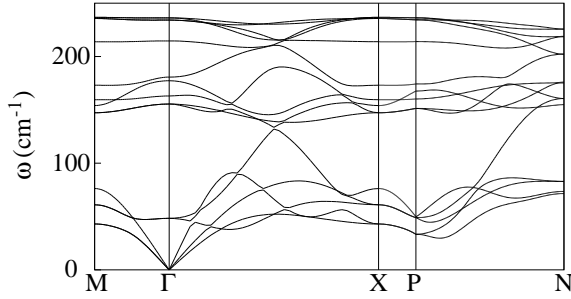


FIG. 4: Calculated GGA phonon dispersion curves of non-spin-polarized BaNi_2As_2 .

up to $\sim 230 \text{ cm}^{-1}$. The bands below 120 cm^{-1} show Ba, Ni and As characters while the region above it contains bands of mostly Ni and As character. From Fig. 5, we can see that the electron-phonon spectral function is enhanced relative to the phonon density of states in the low frequency modes. The projected phonon density of states plots (Fig. 5, middle and bottom) show that this enhancement occurs in the region where there is high Ni and As character, although the enhancement cannot be attributed to solely in-plane or out-of-plane character. This is in contrast to the case of LaFeAsO where the spectral function more closely follows in proportionality to the phonon density of states in this energy region.⁸ It should be noted that doped LaFeAsO was shown to have a rather low overall electron-phonon coupling ($\lambda_{ep} \sim 0.2$) which cannot explain the superconductivity⁸ while LaNiPO was shown to be readily explained as conventional electron-phonon superconductor.²² For BaNi_2As_2 , we obtain a value of the electron-phonon coupling $\lambda_{ep} = 0.76$ with logarithmically average frequency $\omega_{\text{ln}} = 73 \text{ cm}^{-1}$. Inserting these numbers into the simplified Allen-Dynes formula,

$$k_B T_c = \frac{\hbar \omega_{\text{ln}}}{1.2} \exp \left\{ -\frac{1.04(1 + \lambda_{ep})}{\lambda_{ep} - \mu^*(1 + 0.62\lambda_{ep})} \right\}, \quad (1)$$

with $\mu^* = 0.12$, we obtain $T_c \sim 4\text{K}$, which overestimates but is reasonably in accord with the experimental low

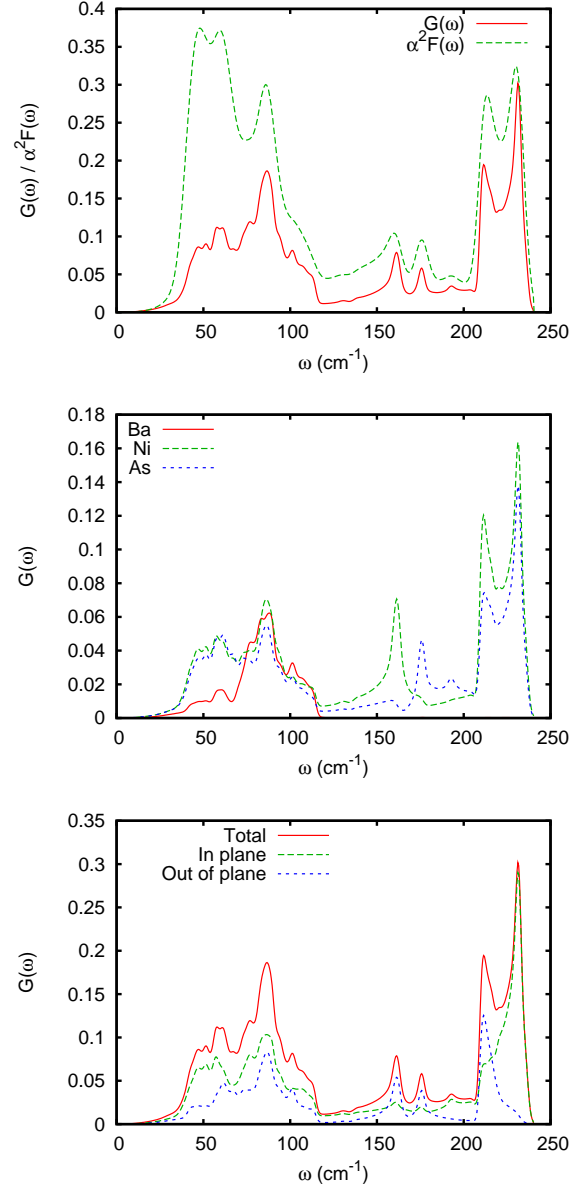


FIG. 5: (color online) Top: Calculated GGA phonon density of states $G(\omega)$ and electron-phonon spectral function $\alpha^2 F(\omega)$ for non-spin-polarized BaNi_2As_2 . Middle: Projected phonon density of states for each atom of BaNi_2As_2 . Bottom: Phonon density of states weighted by in-plane or out-of-plane character, i.e. atomwise projections of eigenvectors in the ab -plane and along the c -axis, respectively.

value of $T_c = 0.7\text{K}$.¹⁸ As mentioned, the total DOS per formula unit at the Fermi energy is $N(E_F) = 3.57 \text{ eV}^{-1}$. With a typical $3d$ Stoner parameter $I \sim 0.7 - 0.8 \text{ eV}$, this yields a Stoner enhancement $(1 - NI)^{-1} \sim 3$ (note that in this formula N is per atom per spin). This enhancement is sufficient to indicate the presence of spin fluctuations that would depress the electron-phonon T_c and may therefore explain why the experimental T_c is reduced compared with the calculated value based on λ_{ep} .

IV. CONCLUSIONS

In summary, we have presented electronic structure calculations that show BaNi_2As_2 has very different electronic properties compared to the Fe based high T_c superconductors. Even though it has a band structure similar to that of BaFe_2As_2 , the Fermi level lies in the upper manifold away from the pseudogap due to higher number of valence electrons in Ni^{2+} . This gives BaNi_2As_2 a large Fermi surface in contrast to the small surfaces in the Fe based superconductors. We obtain a moderately high $N(E_F) = 3.57 \text{ eV}^{-1}$, which would yield a Stoner renormalization of ~ 3 , consistent with spin fluctuations

that would reduce the electron-phonon T_c . Nonetheless, the calculated value for electron-phonon coupling constant is $\lambda_{ep} = 0.76$, which is ample for a description of BaNi_2As_2 as an electron-phonon superconductor similar to LaNiPO .

Acknowledgments

We are grateful for helpful discussions with M.H. Du and I.I. Mazin. This work was supported by the Department of Energy, Division of Materials Sciences and Engineering.

-
- ¹ Y. Kamihara, T. Watanabe, M. Hirano, and H. Hosono, J. Am. Chem. Soc. **130**, 3296 (2008).
 - ² G. F. Chen, Z. Li, G. Li, J. Zhou, D. Wu, J. Dong, W. Z. Hu, P. Zheng, Z. J. Chen, H. Q. Yuan, J. Singleton, J. L. Luo, N. L. Wang, Phys. Rev. Lett. **101**, 057007 (2008).
 - ³ X. Zhu, H. Yang, L. Fang, G. Mu, H.H. Wen, Supercond. Sci. Technol. **21** 105001 (2008).
 - ⁴ M. Rotter, M. Tegel, D. Johrendt, I. Schellenberg, W. Hermes, and R. Pottgen, Phys. Rev. B **78**, 020503(R) (2008).
 - ⁵ M. Rotter, M. Tegel, and D. Johrendt, arXiv:0805.4630v2 (2008).
 - ⁶ X.C.Wang, Q.Q. Liu, Y.X. Lv, W.B. Gao, L.X.Yang, R.C.Yu, F.Y.Li, and C.Q. Jin, arXiv:0806.4688v2 (2008).
 - ⁷ F.C. Hsu, J.Y. Luo, K.W. Yeh, T.K. Chen, T.W. Huang, P. M. Wu, Y.C. Lee, Y.L. Huang, Y.Y. Chu, D.C. Yan, and M.K. Wu, arXiv:0807.2369v2 (2008).
 - ⁸ L. Boeri, O.V. Dolgov, and A.A. Golubov, Phys. Rev. Lett. **101**, 026403 (2008).
 - ⁹ I.I. Mazin, D.J. Singh, M.D. Johannes and M.H. Du, Phys. Rev. Lett. **101**, 057003 (2008).
 - ¹⁰ C. de la Cruz, Q. Huang, J.W. Lynn, J. Li, W. Ratcliff II, J.L. Zarestky, H.A. Mook, G.F. Chen, J.L. Luo, N.L. Wang, and P. Dai, Nature (London) **453**, 899 (2008).
 - ¹¹ D.J. Singh and M.H. Du, Phys. Rev. Lett. **100**, 237003 (2008).
 - ¹² Q. Huang, J. Zhao, J.W. Lynn, G.F. Chen, J.L. Luo, N.L. Wang, and P. Dai, Phys. Rev. B **78**, 054529 (2008).
 - ¹³ I.I. Mazin and M.D. Johannes, arXiv:0807.3737 (2008).
 - ¹⁴ G.F. Chen, Z. Li, D. Wu, G. Li, W.Z. Hu, J. Dong, P. Zheng, J.L. Luo, and N.L. Wang, Phys. Rev. Lett. **100**, 247002 (2008).
 - ¹⁵ H. Chen, Y. Ren, Y. Qiu, W. Bao, R.H. Liu, G. Wu, T. Wu, Y.L. Xie, X.F. Wang, Q. Huang, and X.H. Chen, arXiv:0807.3950 (2008).
 - ¹⁶ A.J. Drew, C. Niedermayer, P.J. Baker, F.L. Pratt, S.J. Blundell, R.H. Lancaster, R.H. Liu, G. Wu, X.H. Chen, I. Watanabe, V.K. Malik, A. Dubroka, M. Roessle, K.W. Kim, C. Baines, and C. Bernhard, arXiv:0807.4876 (2008).
 - ¹⁷ J.Q. Yan, A. Kreyssig, S. Nandi, N. Ni, S.L. Budko, A. Kracher, R.J. McQueeney, R.W. McCallum, T.A. Lograsso, A.I. Goldman, and P.C. Canfield, Phys. Rev. B **78**, 024516 (2008).
 - ¹⁸ F. Ronning, N. Kurita, E.D. Bauer, B.L. Scott, T. Park, T. Klimczuk, R. Movshovich, and J.D. Thompson, arXiv:0807.3788, (2008).
 - ¹⁹ T. Watanabe, H. Yanagi, T. Kamiya, Y. Kamihara, H. Hiramatsu, M. Hirano, and H. Hosono, Inorg. Chem. **46**, 7719 (2007).
 - ²⁰ Z. Li, G. F. Chen, J. Dong, G. Li, W. Z. Hu, D. Wu, S. K. Su, P. Zheng, T. Xiang, N. L. Wang, J. L. Luo, Phys. Rev. B, **78**, 060504(R) (2008).
 - ²¹ V.L. Kozhevnikov, O.N. Leonidova, A.L. Ivanovskii, I.R. Shein, B.N. Goshchitskii, and A.E. Karkin, arXiv:0804.4546v1 (2008).
 - ²² A. Subedi, D.J. Singh, and M.H. Du, Phys. Rev. B **78**, 060506(R) (2008).
 - ²³ I.A. Nekrasov, Z.V. Pchelkina, and M.V. Sadovskii, arXiv:0806.2630 (2008).
 - ²⁴ F. Ma, Z.Y. Lu, and T. Xiang, arXiv:0806.3526 (2008).
 - ²⁵ D.J. Singh arXiv:0807.2643 (2008)
 - ²⁶ D.J. Singh and L. Nordstrom, *Planewaves, Pseudopotentials and the LAPW Method, 2nd. Ed.* (Springer, Berlin, 2006).
 - ²⁷ S. Baroni, A. Dal Corso, S. de Gironcoli, P. Giannozzi, C. Cavazzoni, G. Ballabio, S. Scandolo, G. Chiarotti, P. Focher, A. Pasquarello, *et al.*, <http://www.quantum-espresso.org>.
 - ²⁸ J.P. Perdew, K. Burke, and M. Ernzerhof, Phys. Rev. Lett. **77**, 3865 (1996).
 - ²⁹ Z. P. Yin, S. Lebègue, M. J. Han, B.P. Neal, S. Y. Savrasov, W. E. Pickett, Phys. Rev. Lett. **101**, 047001 (2008)
 - ³⁰ I.I. Mazin, M.D. Johannes, L. Boeri, K. Koepernik, and D.J. Singh, Phys. Rev. B **78**, 085104 (2008).