

Photoluminescence spectroscopy of trions in quantum dots: a theoretical description

Juan I. Climente,^{1,2,*} Andrea Bertoni,¹ and Guido Goldoni^{1,3}

¹*CNR-INFM National Center on nanoStructures and bioSystems at Surfaces (S3), Via Campi 213/A, 41100 Modena, Italy*

²*Departament de Química Física i Analítica, Universitat Jaume I, Avda. Sos Baynat s/n, 12080 Castello, Spain*

³*Dipartimento di Fisica, Università di Modena e Reggio Emilia, Via Campi 213/A, 41100 Modena, Italy*

(Dated: November 21, 2021)

We present a full configuration interaction study of the spontaneous recombination of neutral and singly charged excitons (trions) in semiconductor quantum dots, from weak to strong coupling regimes. We find that the enhancement of the recombination rate of neutral excitons with increasing dot size is suppressed for negative trions, and even reversed for positive trions. Our findings agree with recent comprehensive photoluminescence experiments in self-assembled quantum dots [P. Dalgarno et al. Phys. Rev. B **77**, 245311 (2008)] and confirm the major role played by correlations in the valence band. The effect of the temperature on the photoluminescence spectrum and that of the ratio between the electron and hole wavefunction lengthscales are also described.

PACS numbers: 73.21.La, 71.35.Pq, 78.67.Hc

I. INTRODUCTION

Optoelectronics is one of the fields where the atomic-like properties of quantum dots (QDs) is liable of producing a breakthrough in device performance.¹ Novel quantum-optical applications, such as single-photon sources² and quantum logic gates^{3,4,5,6,7,8} have been proposed and are currently under intense research. Progress in this research field has been made possible by a number of studies over the last years which provide understanding of exciton and multiexciton emission processes taking place in QDs.^{1,9} Many of these studies highlight the critical effect of Coulomb interactions among the particles confined in the QD to determine the photoluminescence (PL) response. Indeed, it has been shown that the relative spectral positions of exciton (X^0) and charged exciton ($X^{\pm n}$) states can be generally inferred from the few-particle correlations.^{10,11,12,13,14,15,16,17,18,19,20,21,22,23}

The dependence of the recombination rates of neutral exciton, bi-exciton and multi-exciton complexes on Coulomb interactions has been also described in a number of papers.^{24,25,26,27,28,29,30} Much less is known about the recombination rates of positively (X^+) and negatively (X^-) charged excitons (trions).^{20,31,32} This is nonetheless an interesting problem. From a fundamental point of view, comparing the recombination of X^0 , X^+ and X^- provides direct insight into the different role played by electrons and holes as exciton components. From a practical point of view, trions are often the dominant species in QDs populated by exciting valence electrons into the conduction band continuum.²² Moreover, they are involved in relevant applications of QDs such as the optical preparation of pure spin electrons³³ or holes^{34,35}. They are also the natural source of single photons with pure circular polarization, since neutral excitons are subject to electron-hole exchange interaction and hence produce linearly polarized photons. Understanding the conditions which optimize the emission of trions is of primary importance for the development of such applications.

Very recently, Dalgarno and co-workers collected comprehensive spectroscopical data comparing the recombination rates and energies of neutral excitons and trions in self-assembled InGaAs QDs.³¹ Clear differences were observed upon charging X^0 with an additional electron or hole, which were qualitatively consistent with a picture where electrons are in the strong confinement regime while holes are not. Owing to their larger mass, holes seemed to be in an intermediate confinement regime where the influence of Coulomb correlations may be significant.¹⁷

In this work, we provide theoretical assessment on this subject. We perform a full configuration interaction (FCI) study to calculate the recombination rates of X^0 , X^+ and X^- in QDs with different confinement strength. With increasing QD size, X^0 , X^+ and X^- display different trends that can be traced back to the interplay among the different Coulomb interaction terms in the system (electron-electron, hole-hole, electron-hole). In particular, we obtain an enhanced PL for X^0 with increasing dot size – a result well-known from previous studies^{25,26,27} – but then show that electron-electron repulsion partially quenches the emission efficiency for X^- . For X^+ the quenching is even larger, due to the strong hole-hole correlation, and the reverse trend (decreasing PL with increasing dot size) is obtained. Indeed, holes are found to be significantly correlated even in typical self-assembled structures, which leads to spectral features in agreement with Ref. 31. We also investigate the effect of the different lateral extension of single-particle electron and hole wavefunctions on the PL spectrum of trions, and show that this electron-hole asymmetry may bring about qualitative changes in both the relative spectral positions and the relative recombination rates of X^0 , X^+ and X^- . Finally, we predict that hole-hole correlations may be reflected in a peculiar temperature dependence of the X^+ line, which does not show up for neutral and negatively charged excitons.

II. THEORY

We use a Hamiltonian describing N_e electrons and N_h heavy holes confined in a QD,

$$\mathcal{H} = \mathcal{H}_e^{N_e} + \mathcal{H}_h^{N_h} + V_{eh}^{N_e N_h}. \quad (1)$$

Here $\mathcal{H}_e^{N_e}$ and $\mathcal{H}_h^{N_h}$ are the electron and hole effective mass Hamiltonians, respectively, including intra-band interactions

$$\mathcal{H}_e^{N_e} = \sum_{i=1}^{N_e} \left[\frac{\mathbf{p}_i^2}{2m_e^*} + V_e(\rho_i, z_i) + \sum_{j < i} \frac{e^2}{\epsilon |\mathbf{r}_e^i - \mathbf{r}_e^j|} \right], \quad (2a)$$

$$\mathcal{H}_h^{N_h} = \sum_{i=1}^{N_h} \left[\frac{\mathbf{p}_i^2}{2m_h^*} + V_h(\rho_i, z_i) + \sum_{j < i} \frac{e^2}{\epsilon |\mathbf{r}_h^i - \mathbf{r}_h^j|} \right], \quad (2b)$$

while $V_{eh}^{N_e N_h}$ is the Coulomb interaction term between electrons and holes,

$$V_{eh}^{N_e N_h} = - \sum_{i=1}^{N_e} \sum_{j=1}^{N_h} \frac{e^2}{\epsilon |\mathbf{r}_e^i - \mathbf{r}_h^j|}. \quad (3)$$

In the above expression, m_e^* and $V_e(\rho, z)$ are the effective mass and the single-particle QD confinement potential, respectively, which is in general different for the two types of carriers. ϵ the dielectric constant of the QD medium and e the electron charge. We neglect the electron-hole exchange interaction. This does not affect the singlet states of the trions we will deal with, and adds only a fine structure to the exciton spectrum which is not relevant for our study.^{14,36}

We consider a separable confining potential with cylindrical symmetry, $V(\rho, z) = V(\rho) + V(z)$. In the in-plane direction we take a parabolic confinement, $V(\rho) = 1/2(m^*\omega^2\rho^2)$, with ω as the characteristic frequency. This yields Fock-Darwin (FD) single-particle states for electrons and holes⁹, which provide a transparent yet fairly accurate starting point to describe the optics of QDs with different confinement regimes, from weakly confined (etched)³⁷ to strongly confined (self-assembled)^{38,39}. In the vertical direction, the potential $V(z)$ is defined by a rectangular quantum well provided by the band-offset between the QD and barrier materials. The quantum well eigenstates are derived numerically.

The N_e -electron and N_h -hole states are calculated independently using a two-step FCI approach in the basis of the FD single-particle states. First, we diagonalize $\mathcal{H}_e^{N_e}$ and $\mathcal{H}_h^{N_h}$ exactly, following the FCI method described in Ref. 40. The resulting few-electron (Ψ^{N_e}) and few-hole (Ψ^{N_h}) states contain an exact description of the intra-band correlations. Second, Hartree products of the correlated electron and hole states obtained in the first step are used to represent the electron-hole term

$V_{eh}^{N_e N_h}$, which is diagonalized exactly to describe inter-band correlations. This method provides fully correlated excitonic states ($X^{N_e N_h}$) which are needed for an accurate estimate of the recombination probability^{12,27,28} and energy^{10,11,12,13,14,15,17,18,19}. Moreover, it gives direct estimates of $V_{eh}^{N_e N_h}$, which allows us to study the renormalization of the electron-hole attraction upon charging with additional electrons or holes.

The PL spectra are calculated within the dipole approximation and Fermi's golden rule.⁹ The recombination probability from an initial state $|X^{N_e N_h}, i\rangle$ to a final state $|X^{N_e-1 N_h-1}, f\rangle$ with one less electron-hole pair, at an emission frequency ω is then given by:

$$\mathcal{P}_{f \leftarrow i}(\omega) = |\langle X^{N_e-1 N_h-1}, f | \hat{\mathcal{P}} | X^{N_e N_h}, i \rangle|^2 f_i(T) \delta(E_{X^{N_e N_h}}^i - E_{X^{N_e-1 N_h-1}}^f - \hbar\omega). \quad (4)$$

Here $\hat{\mathcal{P}}$ is the polarization operator, which destroys an electron and a hole with opposite spin to create a photon with circular polarization. The δ -function describing the energy resonance condition is replaced in practice by a Lorentzian curve with band width $b = 0.5$ meV. We assume thermal equilibrium for the initial states, so that $f_i(T)$ is the i -state Fermi distribution function at temperature T . Unless otherwise stated, only the lowest energy (fundamental) transition is studied, as it is the strongest. This transition involves the ground states of $X^{N_e N_h}$ and $X^{N_e-1 N_h-1}$. For low temperature, this means that the recombination involves essentially s -shells of the FD spectrum. Thus, the differences in the behavior of the excitonic complexes we study do not arise from different symmetries of the occupied orbitals, but simply from the different correlations in each case.

To compare with the notation in related experiments³¹, the energies of the transitions can be written as:

$$E_{PL}(X^0) = E_{X^0} = E_e^s + E_h^s + V_{eh}^{11}, \quad (5a)$$

$$E_{PL}(X^+) = E_{X^+} - E_h^s = E_e^s + E_h^s + V_{hh} + 2V_{eh}^{12}, \quad (5b)$$

$$E_{PL}(X^-) = E_{X^-} - E_e^s = E_e^s + E_h^s + V_{ee} + 2V_{eh}^{21}. \quad (5c)$$

Here E_{X^0} , E_{X^+} and E_{X^-} are the ground state energies of the neutral, positively charged and negatively charged excitons, respectively. E_e^s (E_h^s) is the energy of the single-particle s orbitals for electrons (holes), V_{ee} (V_{hh}) is the electron-electron (hole-hole) repulsion energy, which we calculate as the difference in energy between the two-electron (two-hole) ground state with and without Coulomb interaction. Likewise, $V_{eh}^{N_e N_h}$ is the electron-hole attraction energy, which we calculate as the difference in energy between the excitonic species with and without including Eq. (3) term in the Hamiltonian. Note that $V_{eh}^{N_e N_h}$ depends on the number of carriers of each type in the QD.

III. RESULTS

We consider an InGaAs/GaAs QD of height 2.5 nm. In this material, the electron (hole) effective mass is $m_e^* = 0.05$ ($m_h^* = 0.45$), the conduction (valence) band is 350 (200) meV and the dielectric constant is $\epsilon = 12.9$. While this QD structure compares well to Ref. 31 samples, we note that similar findings are obtained if GaAs/AlGaAs QDs are studied. The N_e electron and N_h hole correlated states are calculated separately using a FCI built on all the possible Slater determinants which can be formed from the 56 lowest-energy FD spin-orbitals. The excitonic states are then calculated with a basis that includes the Hartree products formed by several tens of low-energy few-electron and few-hole states.

A. Electron and hole wavefunctions with the same lateral extension

In a first set of calculations, we vary the confining frequency of the electron and that of the hole ensuring that the two kinds of particles have the same confinement length in the plane, $\sqrt{\hbar/m_e^* \omega_e} = \sqrt{\hbar/m_h^* \omega_h}$. This is known to be often the case in self-assembled QDs.^{11,14} Note that in this way, the single-particle electron and hole wavefunctions are symmetric in the in-plane direction -the relevant one for the Coulomb-induced configuration mixing-, and all the differences in the correlation regime can be traced back to the different level spacing, which is obviously denser for holes. Electron and hole wavefunctions are still different along the vertical direction, the hole being more confined due to its larger mass, as shown in the lower inset in Fig. 1. This electron-hole asymmetry, which is present in most kinds of epitaxial QDs,^{14,37} reduces the electron-hole overlap and hence tends to make the electron-hole attraction (V_{eh}^{11}) smaller than electron-electron (V_{ee}) and hole-hole (V_{hh}) repulsion, which avoids artificial cancellations¹⁰ of the binding energies of trions obtained when $|V_{eh}^{11}| = |V_{ee}| = |V_{hh}|$.

In Fig. 1 we compare the recombination energies of the excitonic complexes for variable lateral size of the QD. For most confinement regimes, the relative energies agree with reported measurements in self-organized QDs of different sizes^{23,31} and early theoretical studies¹⁰: X^+ is blueshifted with respect to X^0 , while X^- is redshifted. However, we also find the possibility of deviations from the usual sequence in the strong and weak confinement regime. This is better seen in the upper inset of the figure, which represents the energy shifts of X^+ and X^- with respect to X^0 : X^+ becomes redshifted for very strong confinement ($\hbar\omega_e > 40$ meV), while X^- becomes blueshifted for very weak confinement.

The result above can be rationalized by comparing the different Coulomb terms contributing to the recombination energies [see Eqs. (5a)-(5c)], which are shown in Fig. 2. The redshift of X^- occurs because $E_{PL}(X^-) - E_{PL}(X^0) = V_{ee} - 2V_{eh}^{21} + V_{eh}^{11} < 0$, and the blueshift of X^+

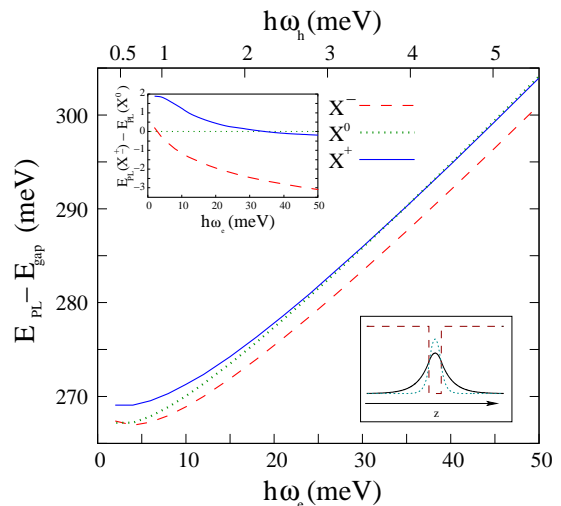


FIG. 1: (Color online). Recombination energies versus lateral confinement. The electron (hole) confinement frequency is given in the bottom (top) axis. The characteristic length is set to be the same for both kinds of particles. Upper-left inset: energy shifts with respect to the recombination energy of X^0 . Lower-right inset: electron (solid line) and hole (dotted line) single-particle wavefunction in the quantum well (dashed line).

because $E_{PL}(X^+) - E_{PL}(X^0) = V_{hh} - 2V_{eh}^{12} + V_{eh}^{11} > 0$. It is worth noting a few points regarding the Coulomb terms in the figure:

(i) $V_{ee} > V_{hh}$ for all confinement strengths. This is in spite of the heavy mass of holes, which should lead to $V_{ee} < V_{hh}$ in a perturbational approach.^{31,41} This is because, unlike electrons (which have too much kinetic energy), holes are able to localize well apart in the dot, thus minimizing Coulomb repulsion (see Fig. 4 below). In other words, holes are strongly correlated, even in strongly confined QDs ($\hbar\omega_e = 50$ meV).

(ii) V_{eh}^{11} decreases upon the inclusion of an additional carrier ($V_{eh}^{11} > V_{eh}^{21} > V_{eh}^{12}$). This is because the Coulomb repulsion separates the two identical carriers, thus reducing the overlap with the other kind of carrier (which remains in the center of the dot). At $\hbar\omega_e = 30$ meV, the addition of one electron to form X^- reduces the Coulomb attraction in about 5%, close to experimental estimates.³¹ The addition of one hole, according to our prediction, has a much stronger effect as the Coulomb attraction is reduced in about 20%. This is another signature of the strong hole correlation.

(iii) In general, $V_{eh}^{N_e N_h}$ is larger (in modulus) than V_{ee} and V_{hh} . This is surprising if we recall that the asymmetry of the electron and hole wavefunctions (in the vertical direction) reduces the electron-hole overlap. This is again due to electronic correlations, which enable important redistributions of the charge in the QD through configuration mixing, maximizing attractions ($V_{eh}^{N_e N_h}$) and minimizing repulsions (V_{ee} , V_{hh}). A paradigm is the fact that $|V_{eh}^{11}|$ is clearly larger than $|V_{ee}|$.

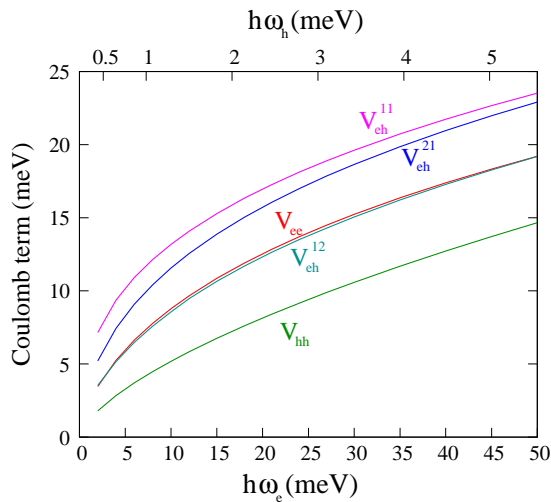


FIG. 2: (Color online). Absolute value of the Coulomb terms contributing to the exciton and trion energies of Fig. 1 (see Eqs. (5a)-(5c)).

The above observations are in qualitative agreement with the data inferred in Ref. 31 (and extends the predictions towards other confinement regimes). The only discrepancy is in point (i): while we predict $V_{ee} > V_{hh}$ they estimate $V_{ee} \sim V_{hh}$. This may be due to the uncertainty in the confinement potential (for example, a smoother potential in the z direction would reduce the electron-hole asymmetry) or in the experimental parameters. Note however that the values of the Coulomb terms in our calculations are obtained from the recombination energies of Fig. 1 -which match well the experiment- without further approximations or assumptions.

We next investigate the recombination probability of X^0 , X^+ and X^- . Figure 3 represents the recombination probability for different lateral confinement frequency and temperature $T = 0$ K. The recombination probabilities always follow the relation $\mathcal{P}(X^0) > \mathcal{P}(X^-) > \mathcal{P}(X^+)$, in agreement with the experiment.^{31,42} In particular, in the strong confinement regime the recombination probability functions are rather flat and obey $\mathcal{P}(X^0)/\mathcal{P}(X^+) \approx 1.2$ and $\mathcal{P}(X^0)/\mathcal{P}(X^-) \approx 1.7$, close to the average experimental values of 1.25 and 1.58. As the confinement strength decreases, $\mathcal{P}(X^0)$ increases very rapidly. This behaviour is in agreement with previous predictions^{25,26,27} and is due to the increasing electron-hole correlations, an effect which is sometimes referred to as exciton superradiance⁴³. A different behavior is however observed for trions. $\mathcal{P}(X^-)$ increases only slowly. This is an indication that the repulsive electron-electron correlation partially compensates for the electron-hole attraction. On the other hand, $\mathcal{P}(X^+)$ decreases instead of increasing. This is because hole-hole correlations dominate over electron-hole ones, and this reduces the overall electron-hole overlap.

The strong effect of hole correlations upon the charge density shape can be visualized in Fig. 4. The left

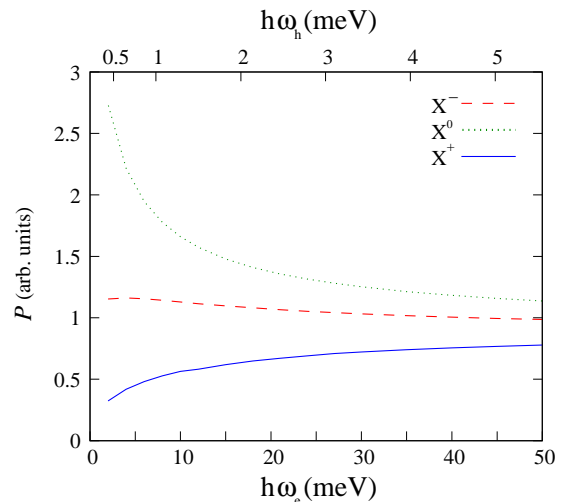


FIG. 3: (Color online). Recombination probability versus lateral confinement for the exciton and trion states of Fig. 1.

panel shows the normalized charge densities of the particles which constitute the X^+ complex, while the right panel shows that of the X^- one. The relevant result is that, for X^+ , the hole with spin down has a dip in the center, where the electron lies. This is the signature of hole correlations. Clearly, no such signature is observed for the pair of electrons in X^- . Since the spin down hole is the one that recombines with the spin up electron, the low PL of X^+ reported in Fig. 3 is readily understood. This also explains the small value of V_{hh} as compared to V_{ee} , discussed in Fig. 2.

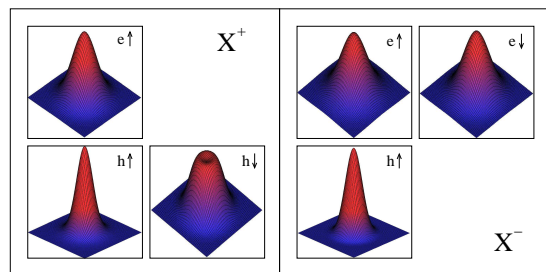


FIG. 4: (Color online). Charge density of the particles constituting the trion complexes: X^+ (left panel) and X^- (right panel). The pictures correspond to a QD with $\hbar\omega_e = 30$ meV. e and h stand for electron and hole, and the arrows indicate the spin. The charge densities are averaged over z . For X^+ one of the holes exhibits a dip in the center -the position of the electron- due to the hole-hole repulsion and the strong hole correlation. This does not happen for electrons in X^- .

B. Electron and hole wavefunctions with different lateral extension

So far we have assumed that the single-particle electron and hole wavefunctions have about the same length in the plane. As mentioned above, this is a good description for usual self-assembled InGaAs QDs,¹⁴ but not necessarily for other kinds of QDs. This is because electrons and holes feel the band-offset potentials, the strain and the composition fluctuations in a different way. As a result, hole wavefunctions in the in-plane direction may be more or less delocalized than electron ones (the tighter localization in the vertical direction is more robust because the strong confinement overrides all other effects).^{14,44} In quantum wires this asymmetry has been shown to strongly influence the properties of trions.⁴⁵ In this section, we investigate its effect on our previous results.

We consider a QD with fixed electron confinement $\hbar\omega_e = 30$ meV, which is close to the average value in Ref. 31 samples, and then vary the hole confinement frequency. The recombination energies of X^0 , X^- and X^+ in this system are illustrated in Fig. 5. For $\hbar\omega_h = 3.33$ meV (dashed vertical line), the electron and hole wavefunctions have the same extension. This is the case studied above, and the result is that of the experiments: X^+ is slightly blueshifted with respect to X^0 , while X^- is visibly redshifted. If we move to the right ($\hbar\omega_h > 3.33$ meV), the hole wavefunction is more localized than that of the electron. While this barely affects the redshift of X^- , for $\hbar\omega_h \approx 4 - 5.5$ meV the blueshift of X^+ is suppressed. About 25% of the QDs investigated in Ref. 31 exhibited this deviation, which suggests that in such dots holes were slightly more localized than electrons. Conversely, if we move to the left ($\hbar\omega_h < 3.33$ meV), the hole wavefunction is less localized than that of the electron (as in pure InAs QDs¹⁴). Note that this is a regime of very strong hole correlation. It may then occur that X^- is redshifted (this was never observed in Ref. 31 samples).

The qualitative differences in the recombination energies shown in Fig. 5 brought about by the electron-hole asymmetry, and ensuing changes in the regime of hole confinement, can be again rationalized in terms of the the Coulomb contributions to Eqs. (5a)-(5c). These are plot in Fig. 6. For example, one can see that for very weak hole confinement $V_{eh}^{11} \sim V_{ee} > V_{eh}^{21}$, which explains the blueshift of X^- ($E_{PL}(X^-) - E_{PL}(X^0) = V_{ee} - 2V_{eh}^{21} + V_{eh}^{11} > 0$). In addition, Fig. 6 gives a clear insight into the effect of hole correlations. While V_{ee} is obviously insensitive to changes in the hole confinement, the other terms display a strong, non-trivial dependence. The dependence is especially strong for V_{hh} and V_{eh}^{12} because they involve two holes. As we move right from the symmetric electron-hole case (dashed vertical line), the hole confinement increases. At about $\hbar\omega_h \approx 6$ meV V_{hh} exceeds V_{ee} . This starts being consistent with a simple perturbational Coulomb picture⁴¹ and indicates that hole correlations are decreasing. Further right, V_{hh} overcomes all the electron-hole terms, meaning that the hole

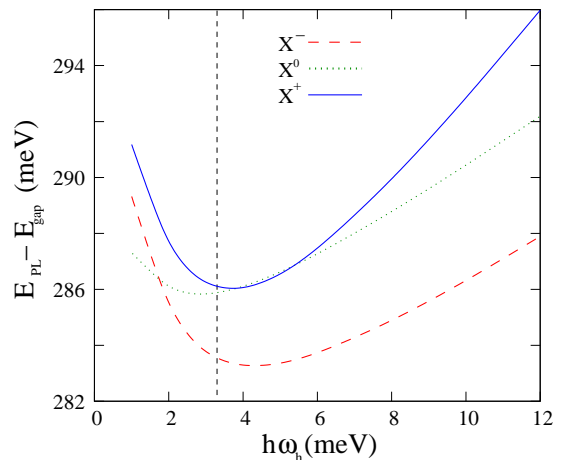


FIG. 5: (Color online). Recombination energies versus hole lateral confinement for a fixed electron confinement $\hbar\omega_e = 30$ meV. The dashed vertical line indicates the hole confinement leading to symmetric electron and hole wavefunctions. To the left (right) of the line, the hole is less (more) localized than the electron.

configuration mixing is no longer able to maximize (minimize) the attraction (repulsion) terms enough to compensate for the single-particle electron-hole asymmetry, which renders $V_{eh}^{N_e N_h}$ smaller than V_{hh} .

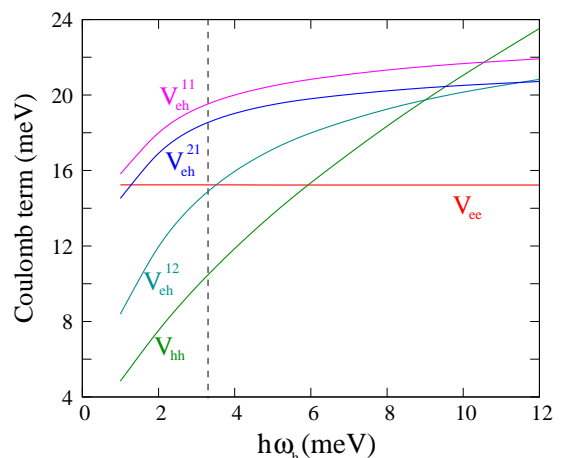


FIG. 6: (Color online). Absolute value of the Coulomb terms contributing to the exciton and trion states of Fig. 5. The dashed vertical line indicates the hole confinement where electron and hole wavefunctions are symmetric.

Fig. 7 shows the recombination probability of X^0 , X^+ and X^- as a function of the hole confinement frequency. For X^0 and X^- the maximal PL is close to point of symmetric electron and hole wavefunctions (dashed vertical line), where the single-particle overlap is largest, and it decreases away from this point. Actually, the maximum is slightly shifted towards the left of the dashed line because X^0 and X^- exhibit superradiant PL with increased Coulomb correlations (recall Fig. 3), which compensates

for a moderate single-particle asymmetry. The behavior is different for X^+ because there is no superradiance and because the hole-hole repulsion pushes the two holes away from the electron charge peak, in the center of the QD (as in Fig. 4). As the hole confinement strength increases, the two holes are squeezed towards the peak of the electron wavefunction and $\mathcal{P}(X^+)$ increases. As a result, the sequence observed in Ref. 31 ($\mathcal{P}(X^0) > \mathcal{P}(X^-) > \mathcal{P}(X^+)$) holds only in the regime of weak and intermediate hole confinement ($\hbar\omega_h < 6$ meV). Therefore electrons and holes must have similar lateral extension. For an electron with $\hbar\omega_e = 30$ meV, a symmetric hole wavefunction has $\hbar\omega_h = 3.33$ meV. If we compare the corresponding two-electron and two-hole ground states, we find that the dominant configuration in both cases is the doubly-occupied s -shell. However, for electrons the weight of this configuration is 98.5 %, while for holes it is 53.5 %. The latter figure is even smaller than that of electrons in etched QDs with $\hbar\omega_e \approx 2$ meV,^{37,46} which gives an idea of the strength of hole correlations.

Finally we mention that we have run simulations assuming a lighter hole mass, $m_h^* = 0.25$. This value, assuming identical electron and hole wavefunction in the lateral direction, described well some experiments with InGaAs QDs.³⁹ The same qualitative trends as found here were observed, but the relative recombination energies did not match those measured in Ref. 31. Hole correlations were still important (for $\hbar\omega_e = 30$ meV, a symmetric hole required $\hbar\omega_h = 6$ meV, which gives a dominant two-hole configuration weight of 74%).

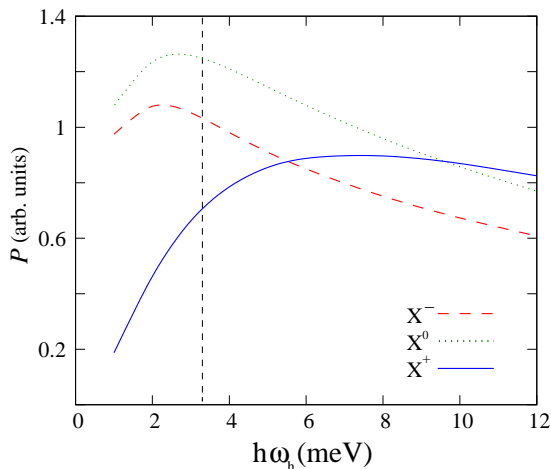


FIG. 7: (Color online). Recombination probability versus hole lateral confinement for the exciton and trion states of Fig. 3. The dashed vertical line indicates the hole confinement where electron and hole wavefunctions are symmetric.

C. Temperature dependence

The markedly different energy structure of X^+ as compared to X^0 and X^- reflects itself in the calculated tem-

perature dependence of the PL spectra of the three excitonic species, shown in Fig. 8. The plot corresponds to a QD with $\hbar\omega_e = 30$ meV and $\hbar\omega_h = 3.33$ meV (symmetric electron and hole wavefunctions). In this figure, we consider not only the lowest excitonic transition, but also a few excited ones which may acquire appreciable population with increasing temperature. For the temperatures under study however these transitions play a minor role only.

At the lowest temperature, one can see that X^+ alone exhibits a weak satellite peak (pointed at by an arrow) well below the fundamental transition. This is due to the strong configuration mixing of holes, which introduces a sizeable contribution from the $s d_z$ configuration to the otherwise pure s^2 configuration of the two-hole ground state. This mixing enables the recombination of an s -shell electron with a d -shell hole. Similar features have been predicted for the excited states of excitons and multi-excitons, owing to electron-hole correlations,^{9,11} as well as for highly charged excitons.¹⁷ Here we show that for positive trions, such features show up for the ground state as well, this being a signature of the stronger correlation regime. To our knowledge this resonance has not been explicitly reported in experiments, but recent high-resolution PL measurements of single InGaAs QDs at low temperature ($T = 5$ K) revealed a number of small satellite peaks below the fundamental transition of X^+ which were however absent for X^0 and X^- .¹⁷

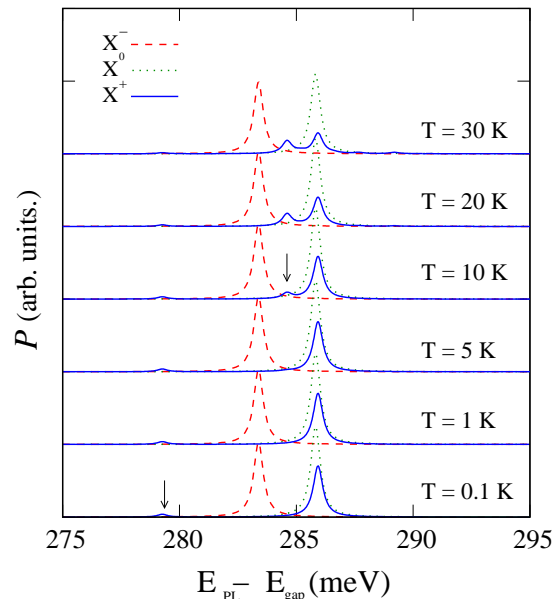


FIG. 8: (Color online). Emission spectrum of X^0 , X^+ and X^- as a function of the temperature. The spectra are offset vertically. The arrow at $T = 0.1$ K points at the correlation-induced satellite of X^+ , while the arrow at $T = 10$ K points at the resonance coming from the first excited state of X^+ , which has been activated thermally.

As the temperature increases, the population of the exciton or trion excited states increases at the expense

of the ground state. For X^0 and X^- this has no observable results up to a few tens of Kelvin, because the lowest-lying excitations are quite far in energy from the ground state (a few meV). However, for X^+ -due to the larger density of states- moderate temperatures suffice to yield visible changes in the spectrum. This can be seen in Fig. 8. With increasing temperature, the PL of the fundamental and the satellite peaks of X^+ decreases, and a new resonance shows up at ~ 284 meV (indicated by an arrow at $T = 10$ K). This resonance corresponds to the recombination of an s -shell electron and an s -shell hole, with a second hole remaining in the p shell. The different sensitivity to temperature can be used as a means for distinguishing positively charged excitons from neutral and negative species. Temperature-dependent PL measurements in individual self-assembled InAs QDs seem consistent with this prediction, as they show a fast decrease of the fundamental X^+ resonance and the appearance a satellite peak right below it with increasing temperature (see Fig. 2b in Ref.44).

IV. CONCLUSION

Both our accurate effective mass-FCI calculations and recent experimental observations of recombination energies and rates point to an important role of configuration mixing of valence band holes in the dynamics of trions.

Our results are in quantitative agreement with experimental finding if electrons and holes are taken to have similar lateral extension. Under such conditions, hole correlations are clearly non-negligible. Our results also show that in self-assembled (and weaker confined) QDs Coulomb correlations lead to $|V_{eh}^{N_e N_h}| > |V_{ee}| > |V_{hh}|$. More generally, the large increase of recombination probability of X^0 as a function of the dot size – a well-known result arising from the enhanced electron-hole Coulomb correlations^{25,26,27}–, is suppressed almost completely for X^- and reversed for X^+ , whose intensity decreases with dot size. This is due to the electron-electron and hole-hole Coulomb terms, which compensate (and overcome) the excitonic attraction. We also predict that signatures of the distinct hole energy structure can be found in the specific temperature dependence of the X^+ spectrum.

Acknowledgments

We are grateful to F. Troiani and M. Rontani for helpful discussions. We acknowledge financial support from the Italian Minister for Research through FIRB-RBIN06JB4C and PRIN-2006022932, from Cineca Calcolo Parallelo 2007-2008, from the Marie Curie project MEIF-CT-2006-023797 and a Ramon y Cajal fellowship (J.I.C.).

* Electronic address: climente@unimo.it

¹ M. Grundmann (Ed.), *Nano-optoelectronics: Concepts, Physics and Devices*, (Springer-Verlag, Berlin, 2002).
² For a review see e.g., V. Zwiller, T. Aichele, and O. Benson, *New J. Phys.* **6**, 96 (2004).
³ H.J. Krenner, S. Stuffer, M. Sabathil, E.C. Clark, P. Ester, M. Bichler, G. Abstreiter, J.J. Finley, and A. Zrenner, *New J. of Phys.* **7**, 184 (2005).
⁴ G. Chen, N.H. Bonadeo, D.G. Steel, D. Gammon, D.S. Katzer, D. Park, and L.J. Sham, *Science* **289**, 1906 (2000).
⁵ E. Biolatti, R.C. Iotti, P. Zanardi, and F. Rossi, *Phys. Rev. Lett.* **85**, 5647 (2000).
⁶ F. Troiani, U. Hohenester, and E. Molinari, *Phys. Rev. B* **62**, R2263 (2000); F. Troiani, E. Molinari, and U. Hohenester, *Phys. Rev. Lett.* **90**, 206802 (2003).
⁷ A. Kiraz, M. Atatüre, and A. Imamoglu, *Phys. Rev. A* **69**, 032305 (2004).
⁸ E.A. Stinaff, M. Scheibner, A.S. Bracker, I.V. Ponomarev, V.L. Korenev, M.E. Ware, M.F. Doty, T.L. Reinecke, and D. Gammon, *Science* **311**, 636 (2006).
⁹ L. Jacak, P. Hawrylak, and A. Wojs, *Quantum Dots*, (Springer Verlag, Berlin, 1998).
¹⁰ Ph. Lelong, and G. Bastard, *Solid State Commun.* **98**, 819 (1996).
¹¹ U. Hohenester, and E. Molinari, *Phys. Stat. Sol (a)* **178**, 277 (2000). U. Hohenester, and E. Molinari, *Phys. Stat. Sol (b)* **221**, 19 (2000).
¹² A.J. Williamson, A. Franceschetti, and A. Zunger, *Europhys. Lett.* **53**, 59 (2001).

¹³ J. Shumway, A. Franceschetti, and A. Zunger, *Phys. Rev. B* **63**, 155316 (2001).
¹⁴ G. Bester, and A. Zunger, *Phys. Rev. B* **68**, 073309 (2003).
¹⁵ Y. Turki-Ben Ali, and R. Bennaceur, *Physica E (Amsterdam)* **28**, 347 (2005).
¹⁶ A. Hartmann, Y. Ducommun, E. Kapon, U. Hohenester, and E. Molinari, *Phys. Rev. Lett.* **84**, 5648 (2000).
¹⁷ M. Ediger, G. Bester, A. Badolato, P.M. Petroff, K. Karrai, A. Zunger, and R.J. Warburton, *Nat. Phys.* **3**, 774 (2007).
¹⁸ D.V. Regelman, E. Dekel, D. Gershoni, E. Ehrenfreund, A.J. Williamson, J. Shumway, A. Zunger, W.V. Schoenfeld, and P.M. Petroff, *Phys. Rev. B* **64**, 165301 (2001).
¹⁹ J.J. Finley, M. Sabathil, P. Vogl, G. Abstreiter, R. Oulton, A.I. Tartakovskii, D.J. Mowbray, M.S. Skolnick, S.L. Liew, A.G. Cullis, and M. Hopkinson, *Phys. Rev. B* **70**, 201308(R) (2004).
²⁰ G.A. Narvaez, G. Bester, and A. Zunger, *Phys. Rev. B* **72**, 245318 (2005).
²¹ L. Landin, M.S. Miller, M.E. Pistol, C.E. Pryor, and L. Samuelson, *Science* **280**, 262 (1998); L. Landin, M.E. Pistol, C. Pryor, M. Persson, L. Samuelson, and M. Miller, *Phys. Rev. B* **60**, 16640 (1999).
²² M. Lomascolo, A. Vergine, T.K. Johal, R. Rinaldi, A. Passaseo, R. Cingolani, S. Patanè, M. Labardi, M. Allegrini, F. Troiani, and E. Molinari, *Phys. Rev. B* **66**, 041302(R) (2002).
²³ S. Rodt, A. Schliwa, K. Pötschke, F. Guffarth, and D. Bimberg, *Phys. Rev. B* **71**, 155325 (2005).
²⁴ R. Rinaldi, S. Antonaci, M. DeVittorio, R. Cingolani, U.

- Hohenester, E. Molinari, H. Lipsanen, and J. Tulkki, *Phys. Rev. B* **62**, 1592 (2000).
- ²⁵ G.W. Bryant, *Phys. Rev. B* **37**, 8763 (1988).
- ²⁶ W. Que, *Phys. Rev. B* **45**, 11036 (1992).
- ²⁷ S. Corni, M. Brasken, M. Lindberg, J. Olsen, and D. Sundholm, *Phys. Rev. B* **67**, 045313 (2003).
- ²⁸ M. Wimmer, S.V. Nair, and J. Shumway, *Phys. Rev. B* **73**, 165305 (2006).
- ²⁹ G. Bacher, R. Weigand, J. Seufert, V.D. Kulakovskii, N.A. Gippius, A. Forchel, K. Leonardi, and D. Hommel, *Phys. Rev. Lett.* **83**, 4417 (1999).
- ³⁰ C. Santori, G.S. Solomon, M. Pelton, and Y. Yamamoto, *Phys. Rev. B* **65**, 073310 (2002).
- ³¹ P.A. Dalgarno, J.M. Smith, J. McFarlane, B.D. Gerardot, K. Karrai, A. Badolato, P.M. Petroff, and R.J. Warburton, *Phys. Rev. B* **77**, 245311 (2008).
- ³² S.J. Cheng, *Phys. Rev. B* **76**, 075329 (2007).
- ³³ M. Atatüre, J. Dreiser, A. Badolato, A. Högele, K. Karrai, and A. Imamoglu, *Science* **312**, 551 (2006).
- ³⁴ B.D. Gerardot, D. Brunner, P.A. Dalgarno, P. Öhberg, S. Seidl, M. Kroner, K. Karrai, N.G. Stoltz, P.M. Petroff, and R.J. Warburton, *Nature (London)* **451** 441 (2008).
- ³⁵ A. Ebbens, D.N. Krizhanovskii, A.I. Tartakovskii, F. Pulizzi, T. Wright, A.V. Savelyev, M.S. Skolnick, and M. Hopkinson, *Phys. Rev. B* **72**, 073307 (2005).
- ³⁶ M. Bayer, G. Ortner, O. Stern, A. Kuther, A.A. Gorbunov, A. Forchel, P. Hawrylak, S. Fafard, K. Hinzer, T.L. Reinecke, S.N. Walck, J.P. Reithmaier, F. Klopff, and F. Schäfer, *Phys. Rev. B* **65**, 195315 (2002).
- ³⁷ S. Kalliakos, C.P. Garcia, V. Pellegrini, M. Zamfirescu, L. Cavigli, M. Gurioli, A. Vinattieri, A. Pinczuk, B.S. Dennis, L.N. Pfeiffer, and K.W. West, *Appl. Phys. Lett.* **90**, 181902 (2007).
- ³⁸ A. Wojs, P. Hawrylak, S. Fafard, and L. Jacak, *Phys. Rev. B* **54**, 5604 (1996).
- ³⁹ S. Raymond, S. Studenikin, A. Sachrajda, Z. Wasilewski, S.J. Cheng, W. Sheng, P. Hawrylak, A. Babinski, M. Potemski, G. Ortner, and M. Bayer, *Phys. Rev. Lett.* **92**, 187402 (2004).
- ⁴⁰ M. Rontani, C. Cavazzoni, D. Bellucci, and G. Goldoni, *J. Chem. Phys.* **124**, 124102 (2006).
- ⁴¹ R.J. Warburton, B.T. Miller, C.S. Dürr, C. Bödefeld, K. Karrai, J.P. Kotthaus, G. Medeiros-Ribeiro, P.M. Petroff, and S. Huant, *Phys. Rev. B* **58**, 16221 (1998).
- ⁴² Although the experiment reports recombination rates rather than probabilities, the former are directly proportional to the latter (see e.g. Ref. 28), so that the relative values are the same.
- ⁴³ E. Hanamura, *Phys. Rev. B* **37**, 1273 (1988); *ibid.* **38**, 1228 (1988).
- ⁴⁴ N.I. Cade, H. Gotoh, H. Kamada, H. Nakano, and H. Okamoto, *Phys. Rev. B* **73**, 115322 (2006).
- ⁴⁵ B. Szafran, T. Chwiej, F.M. Peeters, S. Bednarek, and J. Adamowski, *Phys. Rev. B* **71**, 235305 (2005).
- ⁴⁶ C. P. Garcia, V. Pellegrini, A. Pinczuk, M. Rontani, G. Goldoni, E. Molinari, B. S. Dennis, L. N. Pfeiffer, and K. W. West, *Phys. Rev. Lett.* **95**, 266806 (2005); S. Kalliakos, M. Rontani, V. Pellegrini, C.P. Garcia, A. Pinczuk, G. Goldoni, E. Molinari, L. N. Pfeiffer, K.W. West, *Nature Phys.* **4**, 467 (2008).