

Squeezing Out the Entropy of Fermions in Optical Lattices

Tin-Lun Ho and Qi Zhou

Department of Physics, The Ohio State University, Columbus, OH 43210

(Dated: February 13, 2019)

At present, there are considerable interests in using atomic fermions in optical lattices to emulate the mathematical models that have been used to study strongly correlated electronic systems[1]. Some of these models, such as the two dimensional fermion Hubbard model, are notoriously difficult to solve, and their key properties remain controversial despite decades of studies. It is hoped that the emulation experiments will shed light on some of these long standing problems. A successful emulation, however, requires reaching temperatures as low as 10^{-12} K and beyond[2], with entropy per particle far lower than what can be achieved today. Achieving such low entropy states is an essential step and a grand challenge of the whole emulation enterprise. In this paper, we point out a method that literally squeezes the entropy out from a Fermi gas into a surrounding Bose-Einstein condensate (BEC), which acts as a heat reservoir. This method allows one to reduce the entropy per particle of a lattice Fermi gas to a few percent of the lowest value obtainable today.

Currently, many laboratories are trying to realize the anti-ferromagnetic (AF) phase of the 3D Hubbard model using ultra-cold fermions in optical lattices. Although the AF phase is well known in condensed matter, its realization will be a major step of the emulation program, for it requires overcoming the serious challenge mentioned above which is common to all cold atom emulations. To understand the origin of the problem, recall that the strongly correlated states of lattice fermions emerge in the lowest Bloch band of the optical lattice. To put all the fermions in the lowest band, a sufficiently deep optical lattice is required. In such deep lattices, many known methods of cooling fail. For example, standard evaporative cooling ceases to work because the usual magnetic de-confining potentials with which it ejects particles are not strong enough to overcome the deep lattice. As a result, current experiments on lattice quantum gases all resort to the conventional cooling scheme, i.e. that one first cools the quantum gas in a harmonic trap (without optical lattice) to the lowest entropy state possible, and then turns on lattice adiabatically[3][4]. The hope is that one could reach the state of interest when the lattice height is sufficiently high.

For this scheme to work, it is necessary that the desired strongly correlated state has an entropy high enough that can be reached by a quantum gas cooled in a harmonic trap. For 3D fermion Hubbard models, recent studies[5] show that it is possible to reach the antiferromagnetic (AF) phase slightly below the Neel temperature T_N with the conventional cooling method. A similar calculation by Tremblay et.al.[6] for the 2D Hubbard model, however, showed that the conventional scheme can not reach even the pseudo-gap regime, which has higher temperature than the anticipated superconducting phase. Although these calculations are for homogenous systems, they apply to confining traps as long as the majority of the sample is a Mott insulator with one fermion per site. These studies show that even under optimal conditions, one can at most reach the AF phase close to the magnetic

ordering, not low enough to study ground state properties.

The problem of the conventional method is that all its cooling power exist only before loading the atoms onto the lattice. There is no way to reduce the entropy further once the lattice is switched on. One is therefore stuck with the lowest entropy per particle attainable today in a single trap. In the case of Fermi gases, it is $S/N = \pi^2(T/T_F)[7]$, where T_F is the Fermi temperature in a trap. For $T/T_F = 0.05$, which is very much the limit today, we have $S/N \sim 0.5$. Any strongly correlated state with lower entropy are unreachable by this method. It is therefore important to find ways to reduce the entropy of system significantly beyond the initial stage.

(A) Our entropy removal scheme: The purpose of this paper is to present a scheme to produce a lattice Fermi gas with about one fermion per site with entropy per particle much lower than what can be achieved today. Our method is based on the principle of entropy *redistribution* and the removal of entropy by *isothermal compression*. It consists of the following steps:

(I) We immerse the lattice fermions in a BEC which acts as a heat reservoir. The fermions are confined in a harmonic trap and sees a strong optical lattice. The bosons do not see the traps of the fermions. They are confined in a loose magnetic trap and cover the entire fermion system. The traps for bosons and fermions are species specific[8] so that they can be varied separately.

(II) We compress the fermion harmonic trap adiabatically to turn the fermions at the center into a band insulator, which has two fermions per site and essentially zero entropy. During this process, a substantial amount of the original fermion entropy is pushed into the bosons, while the entire system has little temperature change because of the large heat capacity of the BEC. Hence, even the process is adiabatic for the entire Bose-Fermi system, it is essentially isothermal as far as the fermions are concerned.

(III) After pushing out the fermion entropy into the

BEC, we remove it by evaporating away the bosons all at once, and let the remaining fermions resettle in equilibrium. Since the band insulator is incompressible, only its density and entropy near the surface are affected in this process. This in turn severely limits entropy regeneration during the equilibration process. As a result, the entropy of the re-thermalized band insulator has similar ultra-low value as its predecessor prior to boson evaporation.

(IV) We open up the the fermion harmonic trap adiabatically to lower the density of the lattice fermions. In this way, one can produce a Mott insulator or other states with fractional filling with the same ultra-low entropy.

To illustrate the working of this scheme, we shall first discuss the basic properties of lattice fermions and the important process of entropy-redistribution.

(B) Number density and entropy distributions of lattice fermions: A Fermi gas in the lowest band of a (3D) optical lattice is described by the Hubbard model

$$\hat{K} = \hat{J} + \hat{W} - \mu \hat{N}, \quad (1)$$

where $\hat{J} = -J \sum_{\langle \mathbf{R}, \mathbf{R}' \rangle, \sigma} a_{\mathbf{R}, \sigma}^\dagger a_{\mathbf{R}', \sigma}$ describes hopping of fermions with spin σ , ($\sigma = \uparrow, \downarrow$) between neighbouring sites \mathbf{R} and \mathbf{R}' , J is the tunneling integral, $\hat{W} = U \sum_{\mathbf{R}} n_{\mathbf{R}, \uparrow} n_{\mathbf{R}, \downarrow}$ describes the on-site repulsion (U) between spin up and spin down fermions; $a_{\mathbf{R}, \sigma}^\dagger$ and $n_{\mathbf{R}, \sigma} = a_{\mathbf{R}, \sigma}^\dagger a_{\mathbf{R}, \sigma}$ are the creation and number operator of a fermion with spin σ at site \mathbf{R} ; $\hat{N} = \sum_{\mathbf{R}, \sigma} n_{\mathbf{R}, \sigma}$ is the total fermion number, and μ is the chemical potential.

The possible states of the fermions are: band insulator (BI), Mott insulator (MI), and "conducting" state (C), corresponding two, one and non-integer number of fermions per site. The Mott insulator will develop AF order at the Neel temperature $T_N \sim J^2/U$, while the conducting state is expected to have a superfluid ground state. The strongly correlated regime emerges when

$$U \gg J \gg J^2/U, \quad (2)$$

with J^2/U being the smallest energy scale. At present, experiments operate in the temperature range

$$U > T > J. \quad (3)$$

For simplicity, we set Boltzmann constant $k_B = 1$. Our goal is to *perform operations in this high temperature regime to lose a substantial amount of entropy*.

Within the temperature range eq.(3), \hat{J} can be treated as a perturbation, and \hat{K} is site diagonal to the zeroth order in J . The number occupation at site \mathbf{R} is then

$$n_{\mathbf{R}}(T, \mu) = \sum_{\sigma} \langle \hat{n}_{\mathbf{R}, \sigma} \rangle = \frac{2e^{\mu/T} + 2e^{(2\mu-U)/T}}{1 + 2e^{\mu/T} + e^{(2\mu-U)/T}}. \quad (4)$$

The entropy per site is $s_{\mathbf{R}} = \partial(T \ln Z_{\mathbf{R}})/\partial T$, where $Z_{\mathbf{R}}(T, \mu) = \text{Tr} e^{-\hat{K}_{\mathbf{R}}/T} = 1 + 2e^{\mu/T} + e^{(2\mu-U)/T}$ is the

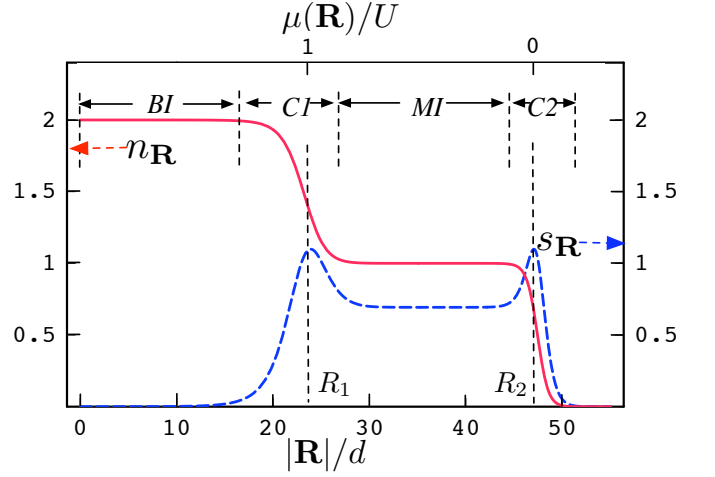


FIG. 1: Density distribution $n_{\mathbf{R}}$ (red) and entropy distribution $s_{\mathbf{R}}$ (blue) of a Fermi gas in the lowest band of an optical lattice and in the presence of an harmonic trap. BI and MI denote band insulator and Mott insulator respectively. The regions labeled C1 and C2 are the "conducting" region where there fermions have large number fluctuations and are mobile.

partition function at site \mathbf{R} . Explicitly, we have

$$s_{\mathbf{R}}(T, \mu) = \ln Z_{\mathbf{R}}(T, \mu) + (E_{\mathbf{R}}(T, \mu) - \mu n_{\mathbf{R}}(T, \mu))/T, \quad (5)$$

and $E_{\mathbf{R}}(T, \mu) = U \langle \hat{n}_{\mathbf{R}, \uparrow} \hat{n}_{\mathbf{R}, \downarrow} \rangle = e^{(2\mu-U)/T} / Z_{\mathbf{R}}(T, \mu)$.

In a harmonic trap $V_{\omega}(\mathbf{R}) = M\omega^2 R^2/2$, the density and entropy distributions in the temperature range $U > T > J$ can be calculated from eq.(4) and eq.(5) using local density approximation (LDA) by replacing μ with $\mu(\mathbf{R}) \equiv \mu - V_{\omega}(\mathbf{R})$. A typical distribution is shown in Figure 1. The chemical potential μ and temperature T in eq.(4) and (5) are determined from the number and entropy constraint,

$$S = \sum_{\mathbf{R}} s_{\mathbf{R}}(T, \mu - V_{\omega}(\mathbf{R})), \quad N = \sum_{\mathbf{R}} n_{\mathbf{R}}(T, \mu - V_{\omega}(\mathbf{R})), \quad (6)$$

where N is the total number of fermions and S is the total entropy produced in the convention cooling scheme before the lattice is turned on. Figure 1 shows the following phases: [(BI) : $n_{\mathbf{R}} \rightarrow 2$, for $U < \mu(\mathbf{R})$]; [(MI) : $n_{\mathbf{R}} \rightarrow 1$ for $0 < \mu(\mathbf{R}) < U$]; [(Vacuum) : $n_{\mathbf{R}} \rightarrow 0$ for $\mu(\mathbf{R}) < 0$]. There are also two "conducting" phases (C1) and (C2) with non-integer number of fermions per site. They are (C1) : $1 < n_{\mathbf{R}} < 2$, with $\mu(\mathbf{R}) \sim U$, and (C2) : $0 < n_{\mathbf{R}} < 1$ with $\mu(\mathbf{R}) \sim 0$. We shall denote the centres of the conducting regime (C1) and (C2) as R_1 and R_2 . They are determined by

$$\mu - \frac{1}{2}M\omega^2 R_1^2 = U \quad \text{and} \quad \mu - \frac{1}{2}M\omega^2 R_2^2 = 0. \quad (7)$$

For (BI), it has zero entropy per particle $s_{\mathbf{R}} \sim 0$, since the pair ($\uparrow\downarrow$) is the only possible configuration. At temperatures $U > T > T_N$, (MI) has spin entropy $s_{\mathbf{R}} \sim \ln 2$,

since both \uparrow and \downarrow are equally probable. At the same temperature range, (C1) has $s_{\mathbf{R}} \sim \ln 3$, since the doublet ($\uparrow\downarrow$), the single spin states \uparrow and \downarrow are all probable. At even higher temperature, $s_{\mathbf{R}}$ of both (MI) and (C1) can rise as high as $\ln 4$, as is the empty site will also be probably. Similar situation occurs in (C2).

While the total entropy and other properties of the system can be calculated in the temperature range (eq.(3)) using eq.(4), (5), and (6), it is useful to understand them using simple estimates. The total entropy of the system is

$$S = 4\pi R_1^2 \Delta R_1 \frac{\bar{s}_C}{d^3} + 4\pi R_2^2 \Delta R_2 \frac{\bar{s}_C}{d^3} + \frac{4\pi}{3} (R_2^3 - R_1^3) \frac{\bar{s}_M}{d^3}, \quad (8)$$

where d is the lattice spacing, ΔR_1 and ΔR_2 are the width of (C1) and (C2) regions, given by $\Delta\mu(R_1) \sim T$ and $\Delta\mu(R_2) \sim T$, or

$$\Delta R_1 = T/(M\omega^2 R_1) \quad \Delta R_2 = T/(M\omega^2 R_2). \quad (9)$$

The quantities \bar{s}_C and \bar{s}_M are the average entropy per site in (C) and (MI) regions, $\bar{s}_C \sim \ln 3$ to $\ln 4$, and $\bar{s}_M \sim \ln 2$ to $\ln 4$. From eq.(7), we also have

$$R_2^2 - R_1^2 = 2U/(M\omega^2), \quad (10)$$

showing that the (MI) region shrinks as ω increases.

(C) Entropy localization and reduction: From Figure 1, we see that if we compress the trap *adiabatically* (by increasing ω), the band insulator will grow at the expense of other phases. As a result, the Mott regions and the “conducting” regions, and hence all the entropy, are pushed to the surface, as shown in Figure 2a and 2b. Since all the entropy in the bulk are squeezed into the surface layer, the entropy density at the surface must rise above its former value to keep the total entropy constant, which means the temperature the system will increase, as shown in Figure 2. The fact that adiabatic compression causes heating is a consequence of thermodynamics[2].

As compress proceeds, it reaches the point that the width of (MI) region becomes so thin that it is of the order of a few lattice spacing. (See Fig.2a and 2b). This occurs at $R_2 - R_1 \ll R_1 \sim R_2 \sim R$, where R is the radius of the BI related to the total fermion number N as $N = 2(4\pi/3)(R/d)^3$. In this case, we have

$$\frac{S}{N} = \frac{3}{2} \left(\frac{8\pi}{3N} \right)^{2/3} \left(\frac{2T\bar{s}_C + U\bar{s}_M}{M\omega^2 d^2} \right). \quad (11)$$

Eq.(11) shows that T rises as ω^2 in an adiabatic compression.

If, however, we are able to keep the temperature constant during the compression, the entropy density at the surface will remain its initial value, (see Figure 2c, 2d). As a result, the total entropy will be reduced as the same amount as the reduction of entropic volume, which is substantial as the latter changes from a 3D volume to

a surface layer. This can also be seen in eq.(11), where S/N drops as ω^{-2} in an isothermal compression.

As isothermal compression continues, the widths of the (C) and (MI) regions will shrink down to a lattice spacing d , and the entropic surface region will eventually be reduced to a surface of thickness d . At this point, LDA breaks down. Due to thermal fluctuation, the thickness of this surface layer will remain approximately one lattice spacing, regardless of further increase of the trapping potential. As long as T is above the spin ordering temperature T_N , the entropy per site is still $\ln 2$. This limits the lowest entropy attainable in isothermal compression for $T > J^2/U$ to $S^* = (4\pi R^2 d)(\bar{s}/d^3)$, or

$$\frac{S^*}{N} = \frac{3}{2} \left(\frac{8\pi}{3N} \right)^{1/3} \bar{s}, \quad (12)$$

where $\bar{s} \sim \ln 2$. For and $N = 5 \times 10^6$ (3×10^7), S^*/N is 0.012, (0.007)m which is 2% (1%) of the lowest value attainable today.

(D) Entropy transfer between fermions and BEC: To keep the fermions at roughly constant temperature, they must be in contact with a heat reservoir. A BEC is an ideal medium for this purpose, for it has a much higher heat capacity than the fermions and can therefore keep temperature roughly constant. In this section, we shall provide calculation details to demonstrate this fact. Our results shows that the transfer of entropy between fermions and bosons is accurately described by the simple isothermal compression model in Section (C).

We shall consider a mixture of BEC and fermions. The BEC is contained in harmonic traps $V_B(\mathbf{R}) = \frac{1}{2}M_B\omega_B^2\mathbf{R}^2$ with frequency ω_B , where M_B is the boson mass, and another trap $V_F(\mathbf{R}) = \frac{1}{2}M_F\omega_F^2\mathbf{R}^2$ for the fermions. The fermions are also confined in an optical lattice. We shall assume these potentials are species specific as described in summary (I) in Section (A) so that V_F can be varied independently of V_B . This is important because the compression of fermions should not lead to substantial compression on the BEC, for otherwise the temperature of the BEC will rise, making it less efficient in absorbing the entropy of the fermions.

To study the entropy transfer between fermions and bosons, we first consider a homogenous Bose-Fermi system. In grand canonical ensemble, the hamiltonian is

$$\hat{K} = \hat{K}_F(\mu_F) + \hat{K}_B(\mu_B) + \hat{H}_{BF}, \quad (13)$$

where \hat{K}_F is the Hubbard Hamiltonian eq.(1) with μ now denoted as μ_F . \hat{K}_B is the hamiltonian for bosons with chemical potential μ_B ,

$$K_B = \int \left(\frac{\hbar^2}{2M_B} \nabla \hat{\phi}^\dagger \cdot \nabla \hat{\phi} + \frac{g_{BB}}{2} \hat{\phi}^\dagger \hat{\phi}^\dagger \hat{\phi} \hat{\phi} - \mu_B \hat{\phi}^\dagger \hat{\phi} \right), \quad (14)$$

where $\hat{\phi}^\dagger$ is the creation operator for boson and $g_{BB} =$

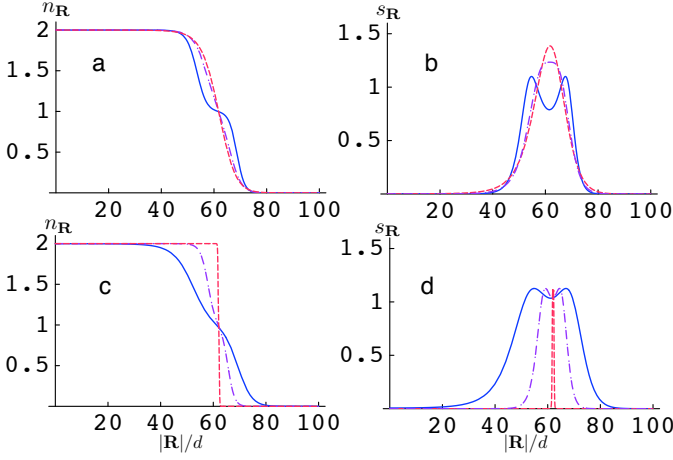


FIG. 2: Figure a shows the number density $n_{\mathbf{R}}$ of $N = 2 \times 10^6$ ^{40}K fermions in an optical lattice with lattice height $V_o = 15E_R$ and $U = 0.5E_R$ at harmonic trap frequencies 100Hz (blue), 150Hz (purple), to 600Hz (red), calculated from eq.(4) to (6). The entropy per particle is fixed at $S/N = 0.5$. The corresponding entropy distributions $s_{\mathbf{R}}$ are shown in Figure b, with temperatures 27nK (blue), 88nK (purple), and 1880nK (red) respectively. As the trap frequency increases to 150Hz (purple), Fig.(2a) and (2b) show that the Mott phase has melted away, and the entropy density at the center of the conducting layer increases, leading to a temperature rise. This rise is very rapid. It scales as ω^2 as seen in eq.(11). Figure (2c) and (2d) show the number density $n_{\mathbf{R}}$ and entropy density of $s_{\mathbf{R}}$ of the fermion system in figure 2a, now kept at a constant temperature, $T_i = 50\text{nK}$. As the harmonic trap is compressed from 100Hz (blue), 150Hz (purple), to 600Hz (red), S/N decreases as 0.732 (blue), 0.333 (purple), and 0.021 (red), reaching a value which is only 4% of the lowest value attainable today.

$4\pi\hbar^2 a_{BB}/M_B$. \hat{H}_{BF} is the boson-fermion interaction

$$H_{BF} = \frac{g_{BF}}{d^3} \sum_{\mathbf{R}} \hat{n}_{F,\mathbf{R}} \hat{n}_{B,\mathbf{R}}, \quad (15)$$

and g_{BF} is the coupling constant, d is the lattice spacing, and $\hat{n}_{F,\mathbf{R}}$ ($\hat{n}_{B,\mathbf{R}}$) is the number of fermion (boson) in a unit cell centered at site \mathbf{R} .

To calculate the properties the system, we make the following approximations :

- (i) a mean field decomposition on H_{BF} i.e., replacing it by $H_{BF}^M = g_{BF} \sum_{\mathbf{R}} (\hat{n}_{F,\mathbf{R}} n_B + n_F \hat{n}_{B,\mathbf{R}} - n_F n_B)$, where $n_F = \langle \hat{n}_{F,\mathbf{R}} \rangle$; $n_B = \langle \hat{n}_{B,\mathbf{R}} \rangle$;
- (ii) treating the hopping term J as a perturbation of \hat{K}_F as in Section (B). This is justified in the temperature regime $U > T > J$;
- (iii) applying Hartree-Fock approximation for thermodynamics for the bosons[9]. With approximation (i), \hat{K} becomes

$$\hat{K}' = \hat{K}_F(\mu_F - g_{BF} n_B) + \hat{K}_B(\mu_B - g_{BF} n_F) - g_{BF} n_B n_F. \quad (16)$$

The pressure $P(T, \mu_F, \mu_B) = \Omega^{-1} T \ln \text{Tr} e^{-K'/T}$ is then

$$P(T, \mu_B, \mu_F) = P_F(T, \mu_F - g_{BF} n_B) + P_B(T, \mu_B - g_{BF} n_F) + g_{BF} n_F n_B, \quad (17)$$

where $P_{F,B}(T, \mu_{F,B}) = \Omega^{-1} T \ln e^{-K_{F,B}(\mu_{F,B})/T}$, and Ω is the volume of the system. The fermion and boson densities are given by

$$n_F = \frac{\partial P}{\partial \mu_F}, \quad n_B = \frac{\partial P}{\partial \mu_B}. \quad (18)$$

Within approximation (ii), the fermion density is readily given by eq.(4) as

$$n_F = n_F(T, \mu_F - g_{BF} n_B). \quad (19)$$

To apply approximation (iii), we follow the procedure in reference [9] to calculate the boson density for *both* normal and superfluid part of the boson cloud, which is of the form

$$n_B = n_B(T, \mu_B - g_{BF} n_F) \quad (20)$$

according to eq.(16). (The presence of the superfluid will depend on the value $\mu_B - g_{BF} n_F$).

Eq.(19) to (20) form a complete set of equations that determine (n_B, n_F) self consistently as a function of (T, μ_B, μ_F) . All these have to be done numerically. These solutions then allow one to evaluate the entropy density, which is $s(T, \mu_F, \mu_B) = \frac{\partial P}{\partial T}$, or

$$s = \frac{\partial P}{\partial T} = s_F + s_B + s_{BF}, \quad (21)$$

where s_F, s_B, s_{BF} are defined as fermion, boson, and “interaction” entropy density respectively,

$$s_F \equiv \frac{\partial P_F}{\partial T}, \quad s_B \equiv \frac{\partial P_B}{\partial T}, \quad s_{BF} \equiv g_{BF} \frac{\partial (n_B n_F)}{\partial T}, \quad (22)$$

which will also be functions (T, μ_B, μ_F) . Having determined (s, n_F, n_B) and a function of (T, μ_B, μ_F) . To find the density and entropy distribution in the presence of the boson and fermion traps, we can use LDA to replace $\mu_{F,B}$ by $\mu_{B,F}(\mathbf{R}) = \mu_{B,F} - V_{B,F}$.

In our numerical calculations, we consider 5×10^6 of ^{40}K fermions in a lattice immersed in a BEC of ^{87}Rb with $N_B = 5 \times 10^7$ bosons. The frequency of the fermion trap is initially set at $\nu_F = \omega/(2\pi) = 100\text{Hz}$. The bosons are confined in a loose trap with frequency $\nu_B = \omega_B/(2\pi) = 10\text{Hz}$, so that it covers the entire fermion system. We take $a_{BB} = 5.45\text{nm}$, and $g_{BF} = g_{BB}/2$. The lattice height is $V_o = 15E_R$ and the fermions have a Hubbard interaction $U = 1.5E_R$, where E_R is the recoil energy. To demonstrate the transfer of entropy from the fermions to the BEC, we consider an initial state with initial temperature 60nK, corresponding to the entropy per particle $S_F/N_F = 0.691$ for the fermions. For these parameters,

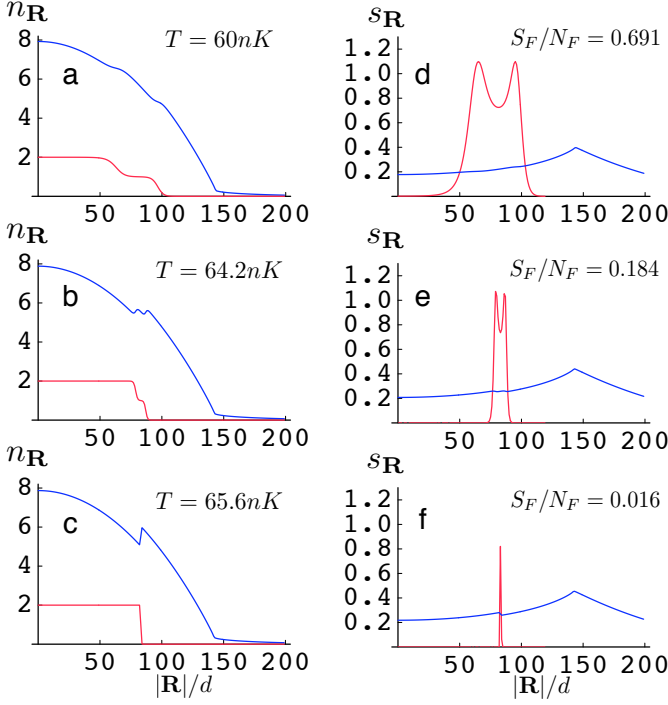


FIG. 3: Density distribution $n_{\mathbf{R}}$ and entropy distribution $s_{\mathbf{R}}$ of bosons (blue) and fermions (red) in a mixture of BEC and lattice Fermi gas. The total number of fermions N_F (Bosons N_B) is 5×10^6 (5×10^7). The trapping frequency of bosons is fixed at $\nu_B = 10 \text{ Hz}$. The number density of bosons and fermions at fermion harmonic trap frequency 100 Hz , 200 Hz , and 600 Hz are shown in Fig.(3a) to (3c). The corresponding entropy densities are shown in Fig. (3d) to (3f). As the frequencies ν_F of the fermion harmonic trap increases, the edge of the band insulator sharpens and the entropy distribution becomes more and more narrowed; yet the temperature of the system changes very little as the fermion trap is tightened, from 60 nK to 64.2 nK , and to 65.6 nK . As a result, the height of the entropy distribution remains roughly constant. The narrowing of the entropy distribution, however, leads to a rapid drop of entropy per particle, from 0.691 to 0.184 , to 0.016 , as shown in (3d) to (3f).

most of the bulk is already a band insulator, similar to that in Figure (2a); and the entropy density is accumulated at the surface. (See Fig.(3a)).

When the fermion trap frequency ν_F increases from 100 Hz to 600 Hz , we see from Fig. (3a)-(3c) that the edge of the band insulator becomes sharper, while the entropy density narrows up at the surface (Fig. (3d)-(3f)). Our calculation also show that the fermion entropy $S_F \equiv \int s_f$ decreases whereas the boson entropy $S_B = \int s_B$ increases, while $S_{BF} \equiv \int s_{BF}$ remains much smaller than S_F and S_B during the compression, and the entropy of the entire Bose-Fermi mixture is a constant.

Due to the large heat capacity of the bosons, the overall temperature T rises only moderately, from 60 nK to 65.6 nK . This shows that the simple isothermal compression model for the lattice fermions in Section (C) is a

reasonable approximation of the entropy transfer process between the bosons and the fermions. At $\nu_F = 600 \text{ Hz}$, the fermion entropy per particle $S_F/N_F \sim 0.016$, which is about 3% of the best estimate achievable with conventional methods.

(E): Equilibration of the lattice fermions after boson evaporation: After transferring the entropy of the fermions to the BEC (at temperature $T^{(i)} \sim 65 \text{ nK}$ by tightening the trap to $\nu_F = 600 \text{ Hz}$ for our example in Section (D)), we evaporate all the bosons suddenly so as to obtain a pure fermion system. The lattice fermion will then relax to its equilibrium state with respect to the final fermion trap with frequency $\omega_F = 2\pi\nu_F$. In this process, entropy will be generated and temperature will rise. However, because the band insulator is incompressible, and because the trap is at a tightened value ω_F , entropy generation is limited. We find (in the calculation below) that the increases in entropy and temperature are about a few percent of their values prior to evaporation. In other words, the entropy of the band insulator after it reaches equilibrium is essentially the same as that before boson evaporation, i.e. $S_F/N_F \sim 0.02$. This will be the entropy inherited by the Mott insulator that emerges from the band insulator as one decompresses the trap.

The calculation for the above processes is follows. Immediately after evaporation, the lattice Fermi gas has total energy

$$E^{(i)} = \sum_{\mathbf{R}} \epsilon(T^{(i)}, \mu_F - V_{\omega}(\mathbf{R}) - g_{BF} n_B(\mathbf{R})) + \sum_{\mathbf{R}} V_{\omega}(\mathbf{R}) n_F(\mathbf{R}), \quad (23)$$

where $\epsilon(T, \mu) \equiv U \langle \hat{n}_{\mathbf{R}, \uparrow} \hat{n}_{\mathbf{R}, \downarrow} \rangle$ is the internal energy per site of a *homogeneous* lattice fermion with hamiltonian \hat{K}_F at the temperature range $U > T > J$, and

$$\epsilon(T, \mu) = \frac{U e^{(2\mu - U)/T}}{1 + e^{\mu/T} + e^{(2\mu - U)/T}}. \quad (24)$$

$n_{B,F}(\mathbf{R})$ are boson and fermion densities prior to boson evaporation, which was calculated from eq.(19) to (20). When the system finally relaxes to equilibrium, it will have a different temperature $T^{(f)}$ and chemical potential $\mu_F^{(f)}$. The energy of the final system is

$$E^{(f)} = \sum_{\mathbf{R}} \epsilon(T^{(f)}, \mu_F^{(f)} - V_{\omega}(\mathbf{R})) + \sum_{\mathbf{R}} V_{\omega}(\mathbf{R}) n_F(T^{(f)}, \mu_F^{(f)} - V_{\omega}(\mathbf{R})), \quad (25)$$

Since energy is conserved in this process, we have $E^{(f)} = E^{(i)}$. In addition, the total number of particles is given by $N_F = \sum_{\mathbf{R}} n_F(T^{(f)}, \mu_F^{(f)} - V_{\omega}(\mathbf{R}))$. These two relations uniquely determine the final temperature $T^{(f)}$ and chemical potential μ_F of the band insulator, from which one can calculate the final entropy. With the parameters we mentioned before, we find that the entropy increase in this process is negligible, only about a few percent of the value before evaporation; hence our conclusions summarized in Section (A).

Final Remarks: We have introduced a method that allows extraction of a substantial fraction of the entropy of Fermi gas in an optical lattice after a strong lattice is switched on. Moreover, the extraction process is conducted at the temperature regime $T > J$, much higher than the Neel temperature $T_N \sim J^2/U$. *While our method makes explicit use of the band insulator, it is applicable to any system which has an equilibrium phase with a large gap.* The idea is to use the gapful phase to push away all the entropy in the bulk into a surrounding BEC. It should also be stressed that although the final stage of our method involves evaporating away the BEC, it is different from the usual sympathetic cooling both in purpose and in function. Firstly, our evaporation must be preceded by the localization of fermion entropy in order to be effective. Secondly, the purpose of removing the boson is not to decrease the energy of the system (as in the usual sympathetic cooling), but to remove the entropy it absorbed from the fermions. Another natural question is whether one can efficiently reduce the entropy of a Mott phase which is in direct contact with a BEC by evaporating on the latter. The answer is negative, as shown by our calculations. The reason is that the interactions between boson and fermion are spin independent. The removal of bosons therefore has little effects on the spin entropy of the Mott phase, which will remain close to its value before boson evaporation, i.e. $\ln 2$ per particle.

Finally, we point out that our scheme assumes that it is possible to expand the trap adiabatically to turn a band insulator into a Mott insulator. This implies that the relaxation time for particle re-distribution is suffi-

ciently fast. Since mass transport occurs at the interface between different phases, (i.e. regions (C1) and (C2)), it will take place within the time scale \hbar/J . It is therefore helpful to use lattices with sufficiently large tunneling, (say, around $10-15E_R$), and to reach the large U limit by increasing the interaction using Feshbach resonance[10].

This work is supported by NSF Grants DMR0705989, PHY05555576, and by DARPA under the Army Research Office Grant No. W911NF-07-1-0464.

-
- [1] Cho A (2008) *Science* 320: 312.
 - [2] Ho TL, Zhou Q (2007) *Phys Rev Lett* 99: 120404.
 - [3] Greiner M, Mandel O, Esslinger T, Hänsch TW, Bloch I (2002) *Nature* 415: 39-44.
 - [4] Köhl, M, Moritz H, Stöferle T, Günter K, Esslinger T (2005) *Phys Rev Lett* 94: 080403.
 - [5] Werner F, Parcollet O, Georges A, Hassan SR (2005) *Phys Rev Lett* 95: 056401.
 - [6] (2007) Daré A.-M., Raymond L, Albinet G, Tremblay A.-M. S *Phys Rev B* 76: 064402.
 - [7] Carr LD, Shlyapnikov GV, Castin Y (2004) *Phys Rev Lett* 92: 150404.
 - [8] LeBlanc L, Thywissen J (2007) *Phys Rev A* 75: 053612.
 - [9] Pitaevskii L, Stringari S (2003) *Bose-Einstein Condensation*(Oxford University Press, Oxford), chapter 13.
 - [10] In the case of Bosons, Cheng Chin's group at Chicago has recently succeeded in driving Cs bosons into a Mott phase using Feshbach resonance in lattice of relatively large tunneling, which have considerably shortened the equilibration time.