

LETTER TO THE EDITOR

On the magnetic field and the TeV emitter location in Cygnus X-1 and LS 5039

V. Bosch-Ramon¹, D. Khangulyan¹, and F. A. Aharonian^{2,1}

¹ Max Planck Institut für Kernphysik, Saupfercheckweg 1, Heidelberg 69117, Germany; vbosch@mpi-hd.mpg.de; Dmitry.Khangulyan@mpi-hd.mpg.de

² Dublin Institute for Advanced Studies, Dublin, Ireland; Felix.Aharonian@dias.ie

Preprint online version: November 13, 2021

ABSTRACT

Context. Cygnus X-1 and LS 5039 are two X-ray binaries detected at TeV energies. Both sources are compact systems, contain jet-like (radio) structures, and harbor very luminous O stars. The two systems show TeV signal around the superior conjunction of the compact object, when the largest gamma-ray opacities are expected.

Aims. We investigate the implications of the TeV detections of Cygnus X-1 and LS 5039 around the superior conjunction, since this can give information on the system magnetic field and the location of the TeV emitter.

Methods. Using the very high energy spectra and fluxes observed around superior conjunction in Cygnus X-1 and LS 5039, we compute the absorbed luminosity due to pair creation in the stellar photon field for different emitter positions with respect to the star and the observer line of sight. The role of the magnetic field and electromagnetic cascading are discussed. For the case of inefficient electromagnetic cascading, the expected secondary synchrotron fluxes are compared with the observed ones at X-ray energies.

Results. We find that, in Cygnus X-1 and LS 5039, either the magnetic field in the star surroundings is much smaller than the one expected for O stars, or the TeV emitter is located at a distance $> 10^{12}$ cm from the compact object.

Conclusions. Our results strongly suggest that the TeV emitters in Cygnus X-1 and LS 5039 are located in the borders of the binary system and well above the orbital plane. This would disfavor those models for which the emitter is well inside the system, like the innermost-jet region (Cygnus X-1 and LS 5039; microquasar scenario), or the region between the pulsar and the primary star (LS 5039; *standard* pulsar scenario).

Key words. Gamma-rays: theory – X-rays: binaries – Radiation mechanisms: non-thermal

1. Introduction

Cygnus X-1 and LS 5039 are high-mass X-ray binaries detected in the very high-energy (VHE) range (Aharonian et al. 2005; Albert et al. 2007). Both sources present extended outflows that generate non-thermal radio emission (Stirling et al. 2001; Paredes et al. 2000), and are located at distances of ≈ 2.1 kpc (Ziolkowski 2005) and ≈ 2.5 kpc (Casares et al. 2005; C05 hereafter), respectively. The primary object in these two systems is an O star (Gies & Bolton 1986; C05), and the compact object is a $\sim 20 M_{\odot}$ black-hole in the case of Cygnus X-1 (Ziolkowski 2005), and still of unknown nature in the case of LS 5039 (C05). The detection of jet-like radio emitting structures led to the classification of these sources as microquasars (Stirling et al. 2001; Paredes et al. 2000). Later on, however, the non detection of accretion features in the X-ray spectrum of LS 5039 was interpreted as a hint of the presence of a non-accreting pulsar (e.g. Martocchia et al. 2005). On the other hand, Cygnus X-1 is a firmly established accreting source (e.g. Pringle & Rees 1972). It is worthy noting that LS 5039 was associated to an EGRET source (Paredes et al. 2000), whereas Cygnus X-1 has no GeV association.

Cygnus X-1 and LS 5039 are relatively similar to each other, as shown in Table 1. Beside showing extended radio emission, the two systems harbor massive and hot stars, have quite com-

compact size, ~ 0.1 – 0.2 AU, and have been detected in the TeV range around the superior conjunction of the compact object (SUPC). The TeV emission properties of both sources around SUPC are presented as well in Table 1 (bottom). In the case of Cygnus X-1, a 4.1σ TeV signal has been found once right before SUPC, at phase ≈ 0.9 (Albert et al. 2007). In LS 5039, the VHE emission is in fact periodic (Aharonian et al. 2006) with the orbital period (C05). From the spectral parameters and their errors, the flux error can be estimated for the phase interval 0.0–0.1 (\sim SUPC), resulting in a $\approx 20\%$ of the total flux. There is however a big difference between the two sources. Whereas Cygnus X-1 shows a thermal (comptonized) hard X-ray spectrum (e.g. Sunyaev & Trumper 1979), with a luminosity $L_X \sim 10^{37}$ erg s^{-1} in the epoch when the TeV emission was detected (Albert et al. 2007), the X-ray radiation from LS 5039 is three orders of magnitude less luminous, i.e. $L_X \sim 10^{34}$ erg s^{-1} , and could be dominated by a non-thermal component (e.g. Bosch-Ramon et al. 2007).

In Cygnus X-1 and LS 5039, if the TeV emitter is deep inside the system and behind the primary star around SUPC, the photon-photon absorption opacity (τ) for TeV gamma-rays in the stellar photon field will be $\gg 1$ in the observer direction. In this situation, either the magnetic field is low enough to allow efficient electromagnetic (EM) cascading to develop (e.g. Aharonian et al. 2006; Bednarek & Giovanelli 2005; Orellana et al. 2007), effectively reducing τ around SUPC, or the absorbed energy will be reradiated mainly by secondary pairs via synchrotron emission (e.g. Bosch-Ramon, Khangulyan, &

Aharonian 2008). In the latter case, the large (effective) opacities will require an injected gamma-ray luminosity much larger than the observed one, being the synchrotron luminosity of the secondary pairs similar to that of the absorbed gamma-rays. Since the secondary synchrotron luminosity should not exceed the observational constraints, we can put strong restrictions either on the magnetic field strength, or on the emitter location with respect to the star and the observer line of sight. In this work, we discuss the implications of two possible situations, i.e. a *low* versus a *high* magnetic field in the stellar surroundings, for the TeV emitters in Cygnus X-1 and LS 5039.

2. On the magnetic field in the stellar surroundings

If the TeV emitter moves attached in some way to the compact object, the maximum in photon-photon absorption will take place around SUPC (see fig. 14 in Khangulyan, Aharonian & Bosch-Ramon 2008 -K08 hereafter-). For sources like Cygnus X-1 and LS 5039, τ is ≈ 20 for $i = 45^\circ$ and 300 GeV photons emitted in the vicinity of the compact object, around SUPC. This shows that approximately 10^9 times more radiation should be produced to obtain the observed gamma-ray fluxes. This estimate gives an idea of the amount of energy that can be required to power the observed VHE radiation.

The required energy budget to power the VHE emission around SUPC can be significantly reduced through efficient EM cascading, which occurs if IC scattering takes place deep enough in the Klein Nishina (KN) regime, as it is the case for electrons of energy \gtrsim TeV in the stellar photon field. Nevertheless, the dominance of KN IC energy losses for TeV electrons requires a magnetic field strength well below a critical value, B_c , since otherwise a substantial fraction of the energy will be radiated via the synchrotron process. B_c for TeV electrons is defined by the balance of synchrotron and IC energy losses (K08):

$$B_c \approx 10 \left(\frac{L_*}{10^{39} \text{ erg s}^{-1}} \right)^{1/2} \left(\frac{R_*}{R} \right) \text{ G}, \quad (1)$$

where R , R_* and L_* are the star distance, radius and luminosity, respectively.

To know whether efficient EM cascading can occur, one requires the magnetic field strength expected in the surroundings of the TeV emitter, B_* , at $1 - 2 R_*$ from the O-star surface. The surface magnetic field strength has been only directly measured in few O stars (θ^1 Ori C, Donati et al. 2006; HD 191612, Wade et al. 2006; and ζ Orionis A, Bouret et al. 2008) due to the difficulties of detection of the Zeeman effect, finding however relatively large values of ~ 100 – 1000 G. In addition, it has been speculated that magnetic fields could be a common feature of massive stars, as inferred from X-ray photometric and spectroscopic results (e.g. Stelzer et al. 2005; Waldron & Cassinelli 2007), non-thermal radio synchrotron emission (e.g. Benaglia 2005; Schnerr et al. 2007), cyclical variations of UV wind spectral lines (e.g. Fullerton 2003; Kaper et al. 1996), or magnetic fields in neutron stars assuming a fossil origin (e.g. Ferrario & Wickramasinghe 2006). Finally, the R -dependence of B_* could be, roughly, $\propto 1/R^{1-3}$ depending on R (i.e. a toroidal, radial or poloidal dominant component; Usov & Melrose 1992). Even in the extreme case of $B_* \propto 1/R^3$ and 100 G at the stellar surface, $B_* \gtrsim B_c$ at $R \sim 2 R_*$, which would prevent efficient EM cascading (although $B_* \ll B_c$ cannot be still discarded).

3. On the location of the emitter

As seen in Sect. 2, under $B_* > B_c$ most of the absorbed energy is reemitted via synchrotron emission. The corresponding characteristic frequency and the short radiation timescales of secondary pairs with energies around or a bit larger than the pair creation threshold ($\sim m_e^2 c^4 / 3 k T_*$), 100–1000 GeV, determine that the synchrotron emission will peak at X-rays, or will flatten in the X-ray to gamma-ray range (K08; Bosch-Ramon et al. 2008). This cannot not be prevented by particle escape, since the radiative timescales at the relevant particle energies will be shorter than the escape ones even when particles move at c . The fact that this X-ray secondary synchrotron emission cannot overcome the observed X-ray fluxes restricts the location of the TeV emitter.

To estimate the amount of energy that could be released via synchrotron emission in X-rays, we have plotted 2-dimensional maps of the absorbed luminosity depending on the location of the emitter in the binary system. These maps are presented in Figs. 1 and 2 for Cygnus X-1 and LS 5039, respectively. The XY coordinates correspond to the plane formed by the emitter and star positions, and the observer line of sight. To compute these maps, we have *deabsorbed* the observed spectra and fluxes $\gtrsim 100$ GeV around SUPC in both Cygnus X-1 and LS 5039 (see Table 1). The regions forbidden by the X-ray observational constraints in Cygnus X-1 and LS 5039 are limited by a contour line. We have computed the 2-dimensional maps for both sources assuming an anisotropic (e.g. stellar photon IC) and an isotropic mechanism for the production of primary gamma-rays. Both cases gave quite similar results, and therefore we chose the most conservative one for each source, i.e. an anisotropic mechanism in the case of Cygnus X-1, and an isotropic one in the case of LS 5039. We also explored the impact of adopting the observational lower- and upper-limits for the spectral slopes (see Table 1), obtaining only small differences between the resulting maps. Therefore, we adopted the mean spectral indexes to create the plots presented in Figs. 1 and 2.

The computed maps are i -independent, since they show the amount of absorbed luminosity for different emitter locations in the emitter-star-observer plane, wherever the compact object is located. However, for illustrative purposes, we show the position of the compact object in the emitter-star-observer plane when $i = 30^\circ$. This, plus the contour lines, give an idea of where the emitter could be with respect to the compact object. As seen in Figs. 1 and 2, the TeV emitter can hardly be closer than $\approx 10^{12}$ cm from the black-hole in Cygnus X-1. For the case of LS 5039, the minimum distance is a bit larger. It is remarkable that the energy requirements for an emitter close to the compact object grow for larger i (i.e. towards a neutron star mass for the compact object -C05-), since larger inclinations locate the compact object deeper in the *forbidden* regions (see also fig. 6 in Böttcher 2007). We note also that, since $\tau \propto 1/R$ (e.g. K08), the energy requirements would even be larger if the TeV emitter were located in the region between the compact object and the star.

In Fig. 3, we show the spectral energy distribution (SED) of the synchrotron radiation from the secondary pairs in LS 5039 at SUPC, assuming that the TeV emitter is in the vicinity of the compact object. The *deabsorbed* and the primary gamma-ray spectra are presented as well. We have taken $i = 60^\circ$, which would correspond to the non-accreting pulsar scenario,

Table 1. Properties of the binary systems Cygnus X-1 and LS 5039

	Cygnus X-1	LS 5039
Star luminosity [erg s^{-1}]	$1.3 \times 10^{39}{}^b$	$7 \times 10^{38}{}^a$
Star temperature [K]	$3 \times 10^4{}^b$	$3.8 \times 10^4{}^a$
Stellar radii [cm]	$1.5 \times 10^{12}{}^b$	$7 \times 10^{11}{}^a$
Orbital semi-major axis [cm]	$3.5 \times 10^{12}{}^b$	$2.1 \times 10^{12}{}^a$
Orbital distance at SUPC [R_*]	≈ 2.3	≈ 2
Distance [kpc]	$2.1{}^b$	$2.5{}^a$
Eccentricity	$0{}^c$	$0.35{}^a$
Inclination	$30^\circ{}^d$	$\sim 20^\circ - 60^\circ{}^a$
Wind velocity [cm s^{-1}]	$\approx 2 \times 10^8{}^e$	$\approx 2 \times 10^8{}^a$
Mass loss rate [$M_\odot \text{yr}^{-1}$]	$\approx 2 \times 10^{-6}{}^f$	$\approx 5 \times 10^{-7}{}^a$
Luminosity [$> 100 \text{ GeV}$]; erg s^{-1}]	$\approx 1.6 \times 10^{34}{}^g$	$\approx 4 \times 10^{33}{}^h$
Spectral index	$3.2 \pm 0.6{}^g$	$2.6 \pm 0.3{}^h$

^a C05 ^b Ziolkowski (2005) ^c Gies & Bolton (1982) ^d Gies & Bolton (1986) ^e Herrero et al. (1995) ^f Gies et al. (2003) ^g Albert et al. (2007) ^h Aharonian et al. (2006)

and $B_* = 10 \text{ G}^1$. In the same plot, for illustrative purposes, a computed pure IC cascade SED ($B_* \ll B_c$) roughly similar to the observed VHE SED at SUPC is shown. As can be seen in the figure, pure absorption and secondary emission renders very large synchrotron X-ray fluxes, far above the observed ones. Otherwise, the occurrence of pure EM cascading can effectively reduce τ by several orders of magnitude, and yields GeV luminosities consistent with the EGRET ones (see also Aharonian et al. 2006). In the case of Cygnus X-1, the secondary synchrotron SED, not shown here, would look similar as for LS 5039, although the observed X-ray fluxes would appear ~ 4 orders of magnitude below the computed X-ray fluxes, instead of the ~ 8 of LS 5039.

We emphasize that the precise shape of the observed spectra, difficult to obtain from the low statistics of the data around SUPC, is not important for our calculations, provided that the *deabsorbed* spectrum is very soft, as seen in Fig. 3 for LS 5039. In the case of Cygnus X-1 (not shown here), the *deabsorbed* SED is roughly similar to the one of LS 5039.

4. Discussion

The detection of Cygnus X-1 and LS 5039 around SUPC, plus X-ray data, give strong constraints on the magnetic field, and the location of the TeV emitter in these systems. In summary, if the TeV emitter is close to the compact object, the magnetic field in the stellar surroundings must be smaller than few Gauss. Such a values will allow IC cascades to develop, reducing effectively the photon-photon absorption opacities. However, this magnetic field seems rather low when compared with the values expected in O stars. For a more realistic $B_* > B_c$, EM cascading becomes inefficient, and the large amount of energy absorbed in the stellar photon field will be reemitted by the secondary pairs mainly via the synchrotron process. For $B_* > B_c$, this radiation will peak roughly in the X-ray band. In such a case, to avoid the violation of the observational constraints, the TeV emitter must be located at distances $> 10^{12} \text{ cm}$ from the compact object in both

¹ The magnetic field can be taken as homogeneous in the secondary synchrotron emitter, since the large τ implies that most of the radiation originates in a small region, of size $\ll R$.

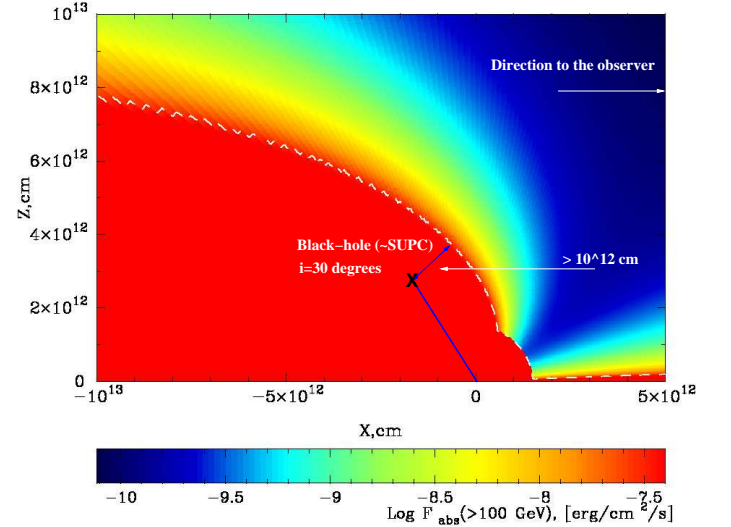


Fig. 1. 2-dimensional map for Cygnus X-1 of the amount of flux absorbed via photon-photon interactions for different TeV emitter locations within the system. The XY-plane is the one that joins the observer, the star and the emitter, and the X-direction is the one joining the star and the observer (to the right). The **X** in the plot represents the location of the compact object at SUPC for an inclination angle of 30° . The region to the left of the long-dashed line is forbidden by the constraints from X-ray observations as a location of the TeV emitter for B_* well above B_c . The emitter has to be at a distance $> 10^{12} \text{ cm}$ between the compact object and the closer point in the X-ray flux limit curve.

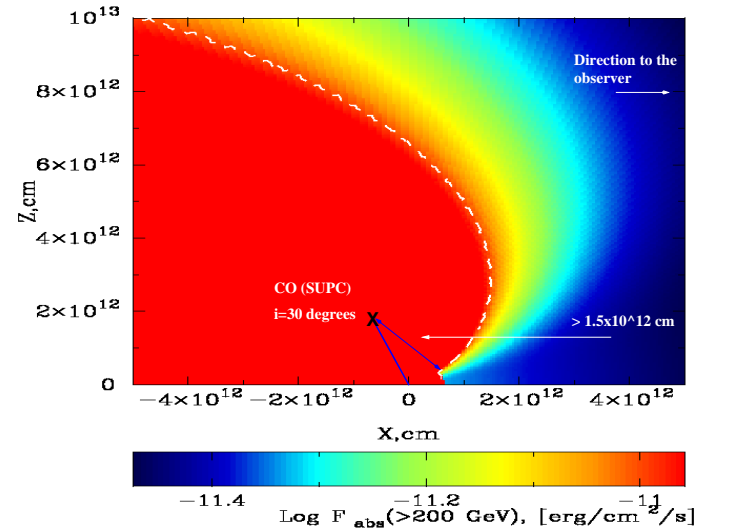


Fig. 2. The same as in Fig. 1 but for LS 5039. In this case, the emitter location is constrained to distances larger than few 10^{12} cm .

Cygnus X-1 and LS 5039. It is consistent with the fact, noted by K08, that extreme acceleration rates are required to explain the highest energy photons from LS 5039 if the accelerator is deep inside the system. Remarkably, the low hydrogen column densities inferred using X-ray data would also hint to an X-ray emitter far from the compact object (Bosch-Ramon et al. 2007).

A TeV emitter far from the compact object requires a physical mechanism to transport energy to the borders of the system

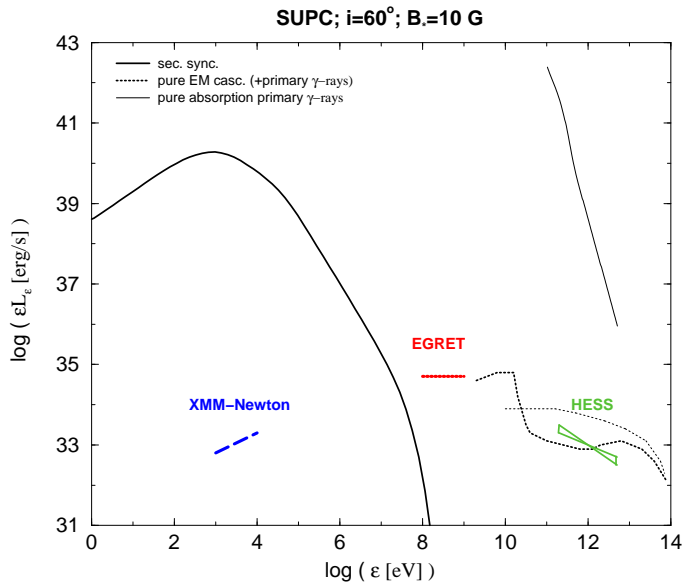


Fig. 3. The SED of the synchrotron emission (solid line) produced by the secondary pairs (derived from the *deabsorbed* primary gamma-ray spectrum), and the SED for pure EM cascading (dotted line), are presented for LS 5039. The TeV emitter is located close to the compact object at SUPC, the inclination angle is $i = 60^\circ$ and, for the secondary emission case, $B_* = 10$ G. The absorbed luminosity in the secondary case is about $\sim 10^{42}$ erg s $^{-1}$. For the pure cascade case, the injected luminosity in primary gamma-rays is $\sim 3 \times 10^{35}$ erg s $^{-1}$. The SEDs observed by *XMM-Newton* (X-rays) close to SUPC (at phase 0.0; Bosch-Ramon et al. 2007), EGRET (GeV) (time averaged; Hartman et al. 1999), and HESS (phase interval: 0.0–0.1; Aharonian et al. 2006), are also shown.

to power the VHE emission. The source of this energy could be accretion in Cygnus X-1, or either accretion (microquasar scenario) or a powerful pulsar wind (non-accreting pulsar scenario) in LS 5039. Regarding the energy carrier, this could be the jet seen in radio in Cygnus X-1. In the case of LS 5039, energy could be transported by a jet (the jet-like structure seen in radio) powered by radiatively inefficient accretion (e.g. Bogovalov & Kelner 2005), since no accretion X-ray features have been found. In the *standard* pulsar scenario for LS 5039 (e.g. Dubus 2008; Sierpowska-Bartosik & Torres 2008), the TeV emitter would be located close to the pulsar or around the line joining the pulsar and the star. This would imply that, for reasonable energy budgets, very little emission should be expected due to absorption around SUPC (see fig. 2 in Dubus 2006 -lower panel-, fig. 4 in Dubus et al. 2008, and fig. 2 in Sierpowska-Bartosik & Torres 2008), unlike it is observed. This disfavors these pulsar scenarios for LS 5039, although in a more general case, a supersonic outflow produced in the star/pulsar wind colliding region (see Bogovalov et al. 2008) may transport efficiently energy to the system borders and farther out.

To conclude, our results strongly suggest that the TeV emitters in Cygnus X-1 and LS 5039 are located in the borders of the binary system, well above the orbital plane. This would disfavor those models for which the emitter is well inside the system, like the innermost-jet region (Cygnus X-1 and LS 5039; microquasar scenario), or the region between the pulsar and the primary star (LS 5039; *standard* pulsar scenario).

Acknowledgements. The authors thank the anonymous referee for constructive comments. V.B-R. gratefully acknowledges support from the Alexander von Humboldt Foundation. V.B-R. acknowledges support by DGI of MEC under grant AYA2007-68034-C03-01, as well as partial support by the European Regional Development Fund (ERDF/FEDER).

References

- Albert, J., Aliu, E., Anderhub, H., et al. 2007, *ApJL*, 665, 51
 Aharonian, F., Akhperjanian, A. G., Aye, K. M., et al. 2005, *Science*, 309, 746
 Aharonian, F., Akhperjanian, A. G., Bazer-Bachi, A. R., et al. 2006, *A&A*, 460, 743
 Aharonian, F. A., Anchoordoqui, L. A., Khangulyan, D., Montaruli, T. 2006, *J. Phys. Conf. Ser.*, 39, 408
 Bednarek, W. & Giovannelli, F. 2007, *A&A*, 464, 437
 Benaglia, P. 2005, *BAAA*, 48, 127
 Bogovalov, S. V. & Kelner, S. R. 2005, *Astron. Rep.*, 49, 57
 Bogovalov, S. V., Khangulyan, D., Koldoba, A. V., Ustyugova, G. V., Aharonian, F. 2008, *MNRAS*, 387, 63
 Bosch-Ramon, V., Motch, C., & Ribó, M., et al. 2007, *A&A*, 473, 545
 Bosch-Ramon, V., Khangulyan D., & Aharonian, F. 2008, *A&A*, 482, 397
 Böttcher, M. 2007, *Aph*, 27, 278
 Bouret J. C., Donati J. F., Martins F. 2008, [*astro-ph/0806.2162*]
 Casares, J., Ribó, M., & Ribas, I., et al. 2005, *MNRAS*, 364, 899 (C05)
 Donati, J.-F., Howarth, I. D., Bouret, J.-C., Petit, P., Catala, C., & Landstreet, J. 2006, *MNRAS*, 365, L6
 Dubus, G. 2006, *A&A*, 451, 9
 Dubus, G. 2008, *A&A*, 477, 691
 Ferrario, L., Wickramasinghe, D. 2006, *MNRAS*, 367, 1323
 Fullerton A. W., 2003, in Balona L. A., Henrichs H. F., Medupe R., eds, *Magnetic Fields in O, B and A Stars*, Vol. 305 of ASPC Series. p. 3335,
 Gies, D. R. & Bolton, C. T. 1982, *ApJ*, 260, 240
 Gies, D. R. & Bolton, C. T. 1986, *ApJ*, 304, 371
 Gies, D. R., Bolton, C. T., & Thomson, J. R. 2003, *ApJ*, 583, 424
 Hartman, R. C., Bertsch, D. L., & Bloom, S. D. et al. 1999, *ApJS*, 123, 79
 Herrero, A., Kudritzki, R. P., Gabler, R., Vilchez, J. M., & Gabler, A. 1995, *A&A*, 297, 556
 Kaper L., Henrichs H. F., Nichols J. S., Snook L. C., Volten H., & Zwarthoed G. A. A., 1996, *A&AS*, 116, 257
 Khangulyan, D., Aharonian, F., & Bosch-Ramon, V. 2008, *MNRAS*, 383, 467 (K08)
 Martocchia, A., Motch, C., & Negueruela, I., 2005, *A&A*, 430, 245
 Orellana, M., Bordas, P., Bosch-Ramon, V., Romero, G. E. & Paredes, J. M. 2007, *A&A*, 476, 90
 Paredes, J.M., Martí, J., Ribó, M., Massi, M. 2000, *Science*, 288, 2340
 Pringle, J. E. & Rees, M. J. 1972 *A&A*, 21, 1
 Russell, D. M., Fender, R. P., Gallo, E., & Kaiser, C. R. 2007, *MNRAS*, 376, 1341
 Schnerr, R. S., Rygl, K. L. J., & van der Horst, A. J. 2007, *A&A*, 470, 1105
 Sierpowska-Bartosik, A., Torres, D. F. 2008, *ApJ*, 674, 89
 Stelzer, B., Flaccomio, E., & Montmerle, T. 2005, *ApJS*, 160, 557
 Stirling, A. M., Spencer, R. E., & de la Force, C. J. 2001, *MNRAS*, 327, 1273
 Sunyaev, R. A., & Truemper, J. 1979, *Nature*, 279, 506
 Usov, V. V. & Melrose, D. B. 1992, *ApJ*, 395, 575
 Wade, G. A., Fullerton, A. W., Donati, J.-F., Landstreet, J. D., Petit, P., & Strasser, S. 2006, *A&A*, 451, 195
 Waldron W. L., & Cassinelli J. P., 2007, *ApJ*, 668, 456
 Ziolkowski, J. 2005, *MNRAS*, 358, 851