

Graph States for Quantum Secret Sharing

Damian Markham^{1,2,*} and Barry C. Sanders³

¹*Université Denis Diderot, 175 Rue du Chevaleret, 75013 Paris, France*

²*Department of Physics, Graduate School of Science, University of Tokyo, Tokyo 113-0033, Japan*

³*Institute for Quantum Information Science, University of Calgary, Alberta T2N 1N4, Canada*

We consider three broad classes of quantum secret sharing with and without eavesdropping and show how a graph state formalism unifies otherwise disparate quantum secret sharing models. In addition to the elegant unification provided by graph states, our approach provides a generalization of threshold classical secret sharing via insecure quantum channels beyond the current requirement of 100% collaboration by players to just a simple majority in the case of five players. Another innovation here is the introduction of embedded protocols within a larger graph state that serves as a one-way quantum information processing system.

I. INTRODUCTION

Secret sharing is one of the most important information-theoretically secure cryptographic protocols and is germane to online auctions, electronic voting, shared electronic banking, and cooperative activation of bombs. Although first formulated and solved in classical information terms [1], two directions have been followed in the quantum case: classical secret sharing with quantum enhancement of channels to protect against eavesdropping [2] (and experimentally realized [3]) and protecting quantum information as an application of quantum error correction [4] (and experimentally realized in the ‘continuous variable’ Gaussian state case [5]).

In secret sharing, a dealer wishes to transmit a secret, which can be a bit string or a qubit string and deals an encoded version of this secret to n players such that some subsets of players can collaborate to reconstruct the secret and all other subsets are denied any information whatsoever about the secret. The access structure is the set of all subsets of players that can obtain the secret, and the adversary structure is the set of all subsets of players that are completely denied the secret.

In threshold secret sharing, each player receives precisely one equal share of the encoded secret, and a threshold number of any players k can collaborate to reconstruct the secret whereas every subset of fewer than k players is denied any information at all: this scheme is referred to as (k, n) threshold secret sharing and is a primitive protocol by which any information-theoretic secret sharing protocol can be achieved.

In each case the channel can be classical or quantum depending on context. A private channel is an authenticated channel that is impervious to eavesdropping. A public channel is an authenticated channel that is open to eavesdropping. Mathematically channels are described by completely positive trace-preserving mappings, even for classical channels as classical information processing can be embedded into a quantum framework.

Our goals here are

- (i) to formulate a secret sharing problem that allows both classical and quantum channels, which can be private or public,

- (ii) to introduce three subproblems that show how the original classical secret sharing and the two versions of quantum secret sharing fit into the general problem and highlight the differences between these subproblems,
- (iii) develop a graph state formalism [6] that unites these subproblems into one elegant framework,
- (iv) extend one class of subproblems concerning classical secret sharing in insecure public channels beyond the existing security proofs that require 100% collaboration by the players, and
- (v) introduce embedded secret sharing protocols for graph states within one-way quantum computing, which could serve as a first step towards implementing integrated secret sharing protocols within quantum computing, e.g. distributed measurement-based quantum computation (MBQC) [7].

II. SECRET SHARING PROBLEM AND SUBPROBLEMS

To begin we formulate the general problem. The basic unit of classical information is the bit, corresponding to $\{0, 1\}$, and the basic unit of quantum information is the qubit, corresponding to $\mathcal{H}_2 = \text{span}\{|0\rangle, |1\rangle\}$. Any message can be encoded in a finite string of bits if the information is classical or in a finite string of qubits (perhaps entangled and could be pure or mixed) if the ‘information’ is quantum.

Secret Sharing Problem: A dealer holds a secret S , which is either a bit or a qubit, and must send this secret to n players such any k or more players can reconstruct the secret, and all sets of fewer than k players as well as eavesdroppers are denied any access whatsoever to the secret.

Remark. *A secret that is longer than one bit or one qubit can be shared by a distributed protocol that shares the string one bit or qubit at a time.*

Our new and general formulation of the secret sharing problem is meant to be helpful in that it incorporates various scenarios of secret sharing with quantum or classical channels

*Electronic address: djhm@pps.jussieu.fr

that can be public or private, and the three major secret sharing areas of study [1, 2, 4] are subproblems of this overarching problem.

- CC Classical secret sharing with private channels between the dealer and each player and private Classical channels shared between each pair of players;
- CQ Classical secret sharing with public channels between the dealer and each player and either Quantum or classical channels shared between each pair of players
- QQ Quantum secret sharing wherein the dealer shares quantum channels with each player, and these channels can be private or public, and the players share either Quantum or classical private channels between each other.

As secret sharing is information-theoretically secure, the distribution of a classical secret message is completely secure without the need for quantum information, in contrast to quantum key distribution [8], which catapults key distribution over public channels to information-theoretic security from the classical limited computational-security guarantee. Thus case CC [1] is resolved fully by classical information processing, but we embed CC into a graph state description.

Case CQ considers quantum-enhanced protection from eavesdropping over public channels and was first studied for (2, 2) threshold secret sharing [2, 9, 10] and extended to (n, n) threshold secret sharing [11]. The quantum enhancement is achieved by random key distribution enabled via quantum purification.

The third case QQ deals with the sharing of quantum information [4], as opposed to classical information in the first two subproblems identified above. To distinguish this case from the first two cases, the term ‘quantum state sharing’ is sometimes used [5]. In contrast to CQ, which is only solved for the (n, n) threshold secret sharing case, this quantum information version in private channels is fully general in the sense that the general (k, n) case has been solved as an application of quantum error correction.

In summary our graph state formalism unifies known results concerning (n, n) CQ plus QQ for higher-dimensional stabilizer states, and adds new results, including (3, 5) CQ. We expect that our new approach to all forms of quantum secret sharing in the literature will enable further advances because of the elegance and unifying properties of this formalism.

III. GRAPH STATES

Graph states provide a superb resource for secret sharing, as we show. The advantages of using graph states in this work are threefold. First, they are the most readily available multipartite resource states in the laboratory at present, with graph states of up to 6 qubits already built and used for information processing experimentally [12, 13], and many proposals for their implementation in various systems. Second, they are natural candidates for integration of different tasks, since they

are the main state resource in almost all multipartite quantum information processing tasks, including measurement based quantum computation and error correction (hence the large effort to make them). Third, they allow for an elegant graphical representation which offers an intuitive picture of information flow, and also allow the possible use of graph theoretic results to aid proofs and understanding.

In this work we employ graph states in the standard form [6] plus two extensions. These extensions are actually quite simple (modification via local unitaries) and are intended to allow intuitive graphical understanding of how information is encoded and spread over the graphs. The idea is that the secret will be encoded onto classical labels placed on vertices of the graph representing local operations. The inherent entanglement of the graph states allows these labels to be shifted around, allowing us to see graphically which sets of players can access the secrets and which cannot (explicitly written as properties P1-P4, see e.g. Fig. 2). We will give several examples along the way to make it clear.

We will begin by defining these extended ‘labeled’ graph states in Subsec. III A, followed by describing the graphical rules of how they are used to spread information and how it can be accessed in Subsec. III B, finishing with how they change under measurements in Subsec. III C.

A. Labeled graph states

A pure graph state is a state in the Hilbert space $\mathcal{H}_2^{\otimes n}$, i.e. a string of n qubits. For $|\pm\rangle = (|0\rangle \pm |1\rangle)/\sqrt{2}$ and an undirected graph $G = (V, E)$ comprising n vertices, with

$$V = \{v_i\}, E = \{e_{ij} = (v_i, v_j)\} \quad (3.1)$$

the set of n vertices and the set of edges, respectively.

Definition 1. *Two players i and j are ‘neighbours’ iff there exists an edge e_{ij} that connects their respective vertices v_i and v_j .*

The set of i ’s neighbours is denoted N_i .

A graph state is created from an initial state

$$|+\rangle^{\otimes n} = H^{\otimes n} |0\rangle^{\otimes n}, H = |+\rangle\langle 0| + |-\rangle\langle 1|, \quad (3.2)$$

with H the Hadamard transformation, by applying the two-qubit controlled-phase gate

$$CZ|\epsilon\epsilon'\rangle = (-1)^{\epsilon\epsilon'} |\epsilon\epsilon'\rangle, \epsilon, \epsilon' \in \{0, 1\}, |\epsilon\epsilon'\rangle \in \mathcal{H}_2^{\otimes 2} \quad (3.3)$$

to all pairs of qubits whose corresponding vertices on the graph are joined by an edge and not to any pair not connected by an edge. The commutativity of all CZ operations implies that the order of applying CZ gates is unimportant:

$$|G\rangle = \prod_{e \in E} CZ_e |+\rangle^{\otimes n}. \quad (3.4)$$

We now modify the graph labeling. The usual graph state has each node labeled by its vertex index; in other words the

label of vertex v_i is the index i , which has a bit string length of $O(\log n)$. We append to this label three more bits so the label of vertex v_i is $(i, l_{i1}, l_{i2}, l_{i3})$ for each $l_{ij} \in \{0, 1\}$.

The first two labels are used to describe classical information spread over the state. Over all vertices, we define the vectors $\vec{l}_{i*} = (l_{i1}, l_{i2})$ for the i^{th} vertex, $\vec{l}_{*j} = (l_{1j}, l_{2j}, \dots, l_{nj})$ for the j^{th} bit over all n vertices, and

$$\vec{l} = (\vec{l}_{1*}, \vec{l}_{2*}, \dots, \vec{l}_{n*}). \quad (3.5)$$

Graphically these labels will be attached to their vertices and used to represent the spreading of classical information. If a vertex v_i has no label, this is equivalent to setting $\vec{l}_{i*} = (0, 0)$.

The third additional bit l_{i3} occurs in the security of protocols, and is not relevant to the classical information transmitted. For the ease of graphical manipulation of the encoded information, we absorb this bit into the graph itself. Graphically the third bit l_{i3} is depicted as the vertex v_i being either a \circ (the set of which is denoted V°), for $l_{i3} = 0$, or a \square (the set of which is denoted V^\square), for $l_{i3} = 1$. The vertex set is thus a union of two types of vertices,

$$V = V^\circ \cup V^\square. \quad (3.6)$$

We thus have the extended graphs $\mathcal{G} = (V^\circ, V^\square, E)$.

These extra labels imply the action of local unitary operations (hence maintaining entanglement properties) via the following definition.

Definition 2. The ‘labeled graph state’, is obtained from the graph state $|\mathcal{G}\rangle$ by

$$\begin{aligned} |\mathcal{G}_{\vec{l}}\rangle &= \bigotimes_i (X_i^{l_{i1}} Z_i^{l_{i2}}) |\mathcal{G}\rangle \\ |\mathcal{G}\rangle &= \bigotimes_{j|v_j \in V^\square} S_j |\mathcal{G}\rangle \end{aligned} \quad (3.7)$$

for

$$\begin{aligned} X &= |0\rangle\langle 1| + |1\rangle\langle 0|, \\ Z &= |0\rangle\langle 0| - |1\rangle\langle 1|, \\ S &= |0\rangle\langle 0| - i|1\rangle\langle 1|. \end{aligned} \quad (3.8)$$

Remark. The partial phase shift gate S is used to perform an $X \leftrightarrow Y$ basis transformation for protection against eavesdropping, analogous to the BB84 strategy [8].

For encoding purposes, only local Z gates are required, so we introduce another kind of graph state.

Definition 3. The ‘encoded graph state’ is

$$|\mathcal{G}_{\vec{l}_{*2}}\rangle = \bigotimes_i Z_i^{l_{i2}} |\mathcal{G}\rangle. \quad (3.9)$$

Thus the encoded graph state is also a labeled graph state with $l_{1i} = 0$ for all i , $|\mathcal{G}_{\vec{l}_{*2}}\rangle = |\mathcal{G}_{\vec{l}=(0, l_{12}, 0, l_{22}, \dots, 0, l_{n2})}\rangle$. Encoded graph states exhibit the orthonormality property

$$\langle \mathcal{G}_{\vec{l}_{*2}} | \mathcal{G}_{\vec{l}'_{*2}} \rangle = \delta_{\vec{l}_{*2} \vec{l}'_{*2}}. \quad (3.10)$$

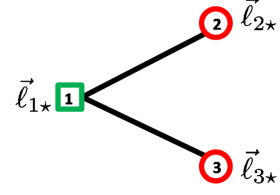


FIG. 1: (Color online) Labeled graph with vertex v_1 , depicted as 1 inside a \square , which indicates that S has been applied to this vertex, and vertices v_2 and v_3 , depicted as the numerals 2 and 3 inside \circ . The labels $\vec{l}_{i*} = (l_{i1}, l_{i2})$ indicate that operation $X^{\ell_{i1}} Z^{\ell_{i2}}$ have been applied to each qubit j , respectively. For $\vec{l}_{i*} \equiv (0, l_{i2}) \forall i$, this labeled graph state corresponds to the encoded state $|\mathcal{G}_{\vec{l}_{*2}}\rangle = Z_1^{\ell_{12}} \otimes Z_2^{\ell_{22}} \otimes Z_3^{\ell_{32}} (|0++\rangle + i|1--\rangle) / \sqrt{2}$ (Eqn. (3.13)).

Encoded graph states $|\mathcal{G}_{\vec{l}_{*2}}\rangle$ can be elegantly expressed in the stabilizer formalism. For $Y = iXZ$ and stabilizer operators for any i^{th} vertex denoted by

$$K_i^\circ = X_i \otimes_{e_{i,j} \in E} Z_j, \quad K_i^\square = Y_i \otimes_{e_{i,j} \in E} Z_j, \quad (3.11)$$

(for circular and square vertices respectively) the encoded state $|\mathcal{G}_{\vec{l}_{*2}}\rangle$ is completely specified by eigenequations

$$K_i^{\circ, \square} |\mathcal{G}_{\vec{l}_{*2}}\rangle = (-1)^{\ell_{i2}} |\mathcal{G}_{\vec{l}_{*2}}\rangle \forall i \in V. \quad (3.12)$$

The following two examples, for three and for four qubits, respectively, explain how the stabilizers define the encoded graph states.

Example 1. The three-qubit labeled graph state presented in Fig. 1 is the encoded graph state

$$|\mathcal{G}_{\vec{l}_{*2}}\rangle = Z_1^{\ell_{12}} \otimes Z_2^{\ell_{22}} \otimes Z_3^{\ell_{32}} \left(\frac{|0++\rangle + i|1--\rangle}{\sqrt{2}} \right), \quad (3.13)$$

and is the unique common eigenstate of

$$\begin{aligned} K_1^\square &= Y_1 \otimes Z_2 \otimes Z_3 \\ K_2^\circ &= Z_1 \otimes X_2 \otimes \mathbb{1}_3 \\ K_3^\circ &= Z_1 \otimes \mathbb{1}_2 \otimes X_3, \end{aligned} \quad (3.14)$$

with eigenvalues $\vec{l}_{*2} = (l_{12}, l_{22}, l_{32})$.

A four-qubit encoded graph state is given in the following example. First we define the n -qubit Greenberger-Horne-Zeilinger-Mermin (n GHZM) graph and corresponding n GHZM graph state.

Definition 4. The n GHZM graph for vertex v_i is the degree n graph

$$\mathcal{G}_{n\text{GHZM}} = (V = \{v_j\}, E = \{(v_1, v_{j \neq i})\}), \quad (3.15)$$

and the n GHZM graph state is the state corresponding to $|\mathcal{G}_{n\text{GHZM}}\rangle$.

Example 2. The 4GHZM graph is depicted in Fig. 2(a), and the corresponding encoded 4GHZM graph state is

$$\begin{aligned} |\mathcal{G}_{\vec{\ell}_{*2}}\rangle &= Z^{\ell_{12}} \otimes Z^{\ell_{22}} \otimes Z^{\ell_{32}} \otimes Z^{\ell_{42}} |\mathcal{G}\rangle, \\ |\mathcal{G}\rangle &= \frac{1}{\sqrt{2}} (|0+++ \rangle + |1--- \rangle), \end{aligned} \quad (3.16)$$

and is fully defined by the four stabilizers

$$\begin{aligned} K_1^\circ &= X \otimes Z \otimes Z \otimes Z, \quad K_2^\circ = Z \otimes X \otimes \mathbb{I} \otimes \mathbb{I}, \\ K_3^\circ &= Z \otimes \mathbb{I} \otimes X \otimes \mathbb{I}, \quad K_4^\circ = Z \otimes \mathbb{I} \otimes \mathbb{I} \otimes X, \end{aligned} \quad (3.17)$$

with eigenvalues $\vec{\ell}_{*2} = (\ell_{12}, \ell_{22}, \ell_{32}, \ell_{42})$.

B. Dependence and Access

We first consider sharing a classical secret; sharing quantum secrets follows from this as we will see later. Each qubit represented by a vertex in the graph is held by one player, and the classical secret is encoded into the label $\vec{\ell}_{*2}$. A subset of players is represented by a vertex subset $V' \subset V$.

For general labeled graph states, all accessible information for V' resides in the reduced state obtained from the labeled graph state (3.7):

$$\rho_{V', \vec{\ell}} = \text{Tr}_{V \setminus V'} |\mathcal{G}_{\vec{\ell}}\rangle \langle \mathcal{G}_{\vec{\ell}}|. \quad (3.18)$$

In the context of secret sharing, it is important to know what information about $\vec{\ell}$ is contained in $\rho_{V', \vec{\ell}}$. The information shared between $\rho_{V', \vec{\ell}}$ and $\vec{\ell}$ exhibits two important properties:

A1 *Bit dependence*:— $\rho_{V', \vec{\ell}}$ is dependent on bit k if $\rho_{V', \vec{\ell}}$ is not invariant under a flip of the k^{th} bit.

A2 *Bit access*:— Bit k is accessible if there exists a measurement protocol such that one copy of $\rho_{V', \vec{\ell}}$ reveals the value of bit k with certainty.

A2 \Rightarrow A1, but A1 $\not\Rightarrow$ A2. Given dependency on a bit, it is especially useful to know what information can be obtained by V' via local operations and classical communication (LOCC) or via quantum channels.

Graphically we ascertain the dependency of a set of players V' on the information by shuffling bits between neighbours: that is, exploiting equivalences between labeled graph states with different labels $\vec{\ell}$. If a label does not occur on one of the vertices in the set V' , that set has no dependency on it. This is obvious because the label would then represent a local unitary operation outside the set V' , which cannot affect the reduced density matrix $\rho_{V', \vec{\ell}}$. We thus look for equivalences between

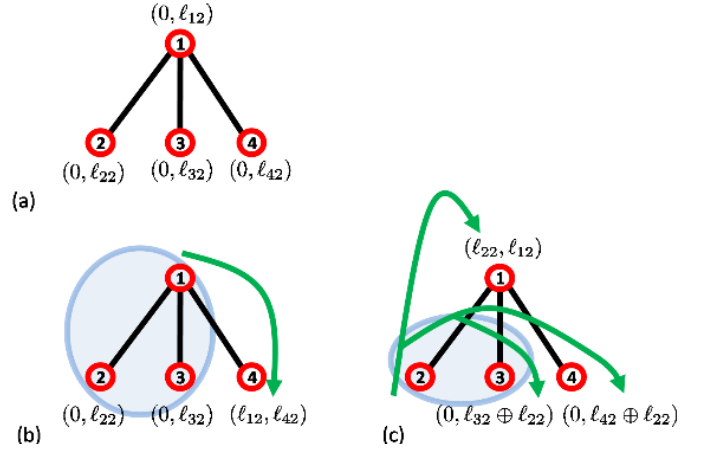


FIG. 2: (Color online) Equivalence of labeled graph states depicting bit dependence for four players. (a) The initial four party encoded graph state corresponds to $\vec{\ell}_{i*} = (0, \ell_{i2})$. (b) Equivalent state with $\vec{\ell}_{1*} = (0, 0)$, $\vec{\ell}_{2*} = (0, \ell_{22})$, $\vec{\ell}_{3*} = (0, \ell_{32})$, and $\vec{\ell}_{4*} = (\ell_{12}, \ell_{42})$ (see Eqn. (3.19)): bit ℓ_{12} has been shuffled from vertex 1 to vertex 4, which is indicated by the arrow in the figure. (c) Equivalent state with bit ℓ_{22} shuffled to the other parties: $\vec{\ell}_{1*} = (\ell_{22}, \ell_{12})$, $\vec{\ell}_{2*} = (0, 0)$, $\vec{\ell}_{3*} = (0, \ell_{22} \oplus \ell_{32})$, and $\vec{\ell}_{4*} = (0, \ell_{22} \oplus \ell_{42})$ as indicated by arrows and labels (see Eqn. (3.20)). NOTE: vertex v_i without label is equivalent to setting $\vec{\ell}_{i*} = (0, 0)$.

labeled graph states where labels can be shuffled outside V' as much as possible. Of course different $\vec{\ell}_{*2}$ -labeled graph states, equivalently encoded graph states, must be inequivalent because of the orthonormality relation (3.10); indeed this is why we need the $\vec{\ell}_{*1}$ labels.

Then the next step is to ascertain if the desired information can be accessed by V' , which is effected by a measurement protocol corresponding to appropriate combinations of K_i (3.11), then exploiting the eigenequation relations (3.12).

Fortunately the graph readily reveals the appropriate way to do this. Before giving the general rules, we begin with a four-qubit example.

Example 3. A dealer distributes the encoded graph state (3.16) to all four players $V = \{v_1, v_2, v_3, v_4\}$ depicted in Fig. 2(a). In this example we show that, if the three players in $V' = \{v_1, v_2, v_3\}$ collaborate, they learn two bits (ℓ_{22}, ℓ_{32}) of the four-bit encoding and are entirely denied knowledge of two other bits (ℓ_{12}, ℓ_{42}) , whether they use shared quantum channels or only LOCC. We also see that just two players $V'' = \{v_2, v_3\}$ can (and can only) acquire $\ell_{22} \oplus \ell_{32}$ via LOCC, where \oplus is summation mod 2.

Acting upon the encoded graph state (3.16) by the fourth stabilizer of Eq. (3.17) yields

$$\begin{aligned} K_4^{\circ \ell_{12}} |\mathcal{G}_{\vec{\ell}_{*2}}\rangle &= \mathbb{I}_1 \otimes Z_2^{\ell_{22}} \otimes Z_3^{\ell_{32}} \otimes X_4^{\ell_{12}} Z_4^{\ell_{42}} |\mathcal{G}\rangle \\ &= |\mathcal{G}_{\vec{\ell}=(0,0,0,\ell_{22},0,\ell_{32},\ell_{12},\ell_{42})}\rangle \\ &= (-1)^{\ell_{12}\ell_{42}} |\mathcal{G}_{\vec{\ell}_{*2}}\rangle. \end{aligned} \quad (3.19)$$

The player subset $V' = \{v_1, v_2, v_3\}$ is thus independent of ℓ_{12} because local unitary dependence on ℓ_{12} has been shuffled to

player v_4 's two-bit label $\vec{\ell}_{4\star}$. In Fig. 2(b), this ℓ_{12} bit shuffle is depicted as a green arrow from vertex v_1 to vertex v_4 . Vertex v_1 is unlabeled because its bit value is now zero, and vertex v_4 now has a two-bit label $\vec{\ell}_{4\star} = (\ell_{12}, \ell_{42})$. The graph states in Figs. 2(a) and 2(b) are thus equivalent up to (an irrelevant) global phase.

Players in V' share a reduced state that is dependent on bits ℓ_{22}, ℓ_{32} . In fact they can perform measurements corresponding to K_2° and K_3° to learn these two bits according to (3.12). With shared quantum channels, there is no problem in performing such a joint measurement as K_2° and K_3° commute and have support only on operations by players in V' . However quantum channels are not required: the players can learn (ℓ_{22}, ℓ_{32}) by LOCC because the stabilizers commute locally. In contradistinction a failure of local commutation would imply that these bits could not be learned by LOCC.

In fact a smaller set of players can access information. Consider the set of players $V'' = \{v_2, v_3\}$. Applying eigenoperator $K_1^{\circ\ell_{22}}$ yields

$$\begin{aligned} K_1^{\circ\ell_{22}} \left| \mathcal{G}_{\vec{\ell}_{\star 2}} \right\rangle &= X^{\ell_{22}} Z^{\ell_{12}} \otimes \mathbb{1} \\ &\quad \otimes Z^{\ell_{22} + \ell_{32}} \otimes Z^{\ell_{22} + \ell_{42}} \left| \mathcal{G} \right\rangle \\ &= \left| \mathcal{G}_{\vec{\ell} = (\ell_{22}, \ell_{12}, 0, 0, 0, \ell_{22} \oplus \ell_{32}, 0, \ell_{22} \oplus \ell_{42})} \right\rangle \\ &= (-1)^{\ell_{12}\ell_{22}} \left| \mathcal{G}_{\vec{\ell}_{\star 2}} \right\rangle \end{aligned} \quad (3.20)$$

This implies that the reduced density matrix only depends on $\ell_{22} \oplus \ell_{32}$. This information can be accessed by measuring

$$K_2^\circ K_3^\circ = \mathbb{1} \otimes X \otimes X \otimes \mathbb{1}. \quad (3.21)$$

This can be done by LOCC. This shuffling is illustrated in Fig. 2(c); hence all graph states in Figs. 2(a) to 2(c) are equivalent.

Remark. Stabilizer operators K_i° (and products thereof) are not directly measured by the players under LOCC; rather players locally measure in the $X_i, Y_i = iX_i Z_i$, or Z_i bases to obtain one-bit outcomes s_i^X, s_i^Y , and s_i^Z , respectively, where s_i^α is assigned the value 0 if the measurement outcome is 1, and 1 if the measurement outcome is -1 .

Then the bit value outcome for the measurement of K_2° and K_3° in Example 3 is

$$\ell_{22} = s_1^Z \oplus s_2^X, \ell_{32} = s_1^Z \oplus s_3^X, \quad (3.22)$$

respectively. Henceforth when we say players can locally measure an operator, we mean measurement in the sense that local Pauli measurements can be performed and resultant bit outcomes combined to learn the same as if nonlocal stabilizer measurements were performed.

For Example 3, each player's qubit corresponded to a \circ vertex. Extending to \square vertices is straightforward by using the K_i^\square stabilizers (3.11). Specifically if a vertex is modified by changing its graph representation from a \circ to a \square , in the stabilizers an X is changed to a Y and we have a corresponding change to the bit transfer.

Example 4. For Examples 2 and 3 let the \circ representation of vertex v_1 be changed to a \square in Fig. 2(a). Thus, in Fig. 2(c), the resultant bit pair on vertex v_1 is $\vec{\ell}_{1\star} = (\ell_{22}, \ell_{12} \oplus \ell_{22})$ instead of $\vec{\ell}_{1\star} = (\ell_{22}, \ell_{12})$ because modifying $X \mapsto Y = iXZ$ in the revised stabilizer $K_1^\circ \mapsto K_1^\square$ yields an extra Z operation leading to $\oplus 1$ on the second bit (via the appropriate change to Eq. (3.20)). The others remain the same $\vec{\ell}_{3\star} = (0, \ell_2 \oplus \ell_3)$, $\vec{\ell}_{4\star} = (0, \ell_2 \oplus \ell_4)$.

These examples for four qubits are generalizable to n qubits with \circ or \square vertices. Here are the general principles for accessibility and dependence of information in an encoded graph state.

Proposition 1. The following principles hold for encoded graphs states $|\mathcal{G}_{\vec{\ell}_{\star 2}}\rangle$.

P1 The encoded graph state $|\mathcal{G}_{\vec{\ell}_{\star 2}}\rangle$ with one-bit label ℓ_{i2} on vertex v_i is equivalent to the labeled graph state $|\mathcal{G}_{\vec{\ell}}\rangle$ where vertex v_i is relabeled 0 and a neighbouring vertex v_j is relabeled either $\vec{\ell}_{j\star} = (\ell_{i2}, \ell_{j2})$ or $\vec{\ell}_{j\star} = (\ell_{i2}, \ell_{j2} \oplus \ell_{i2})$, depending on whether vertex v_i is of the type \circ or \square , respectively. The remaining neighbours of $v_j, v_k \in N_i$ are relabeled $(0, \ell_{k2} \oplus \ell_{i2})$. In this way any neighbour of v_i can shuffle the dependency of ℓ_{i2} to itself and to its remaining neighbours. Bit shuffling is depicted as green arrows and shows how dependence of the reduced state on bit labels can be transferred from one player to another.

P2 The bit value ℓ_{i2} is accessible by players in set V' if and only if v_i and all its neighbours N_i are in the set V' .

P3 If the set V' comprises an even number of players, and all their external neighbours (outside the set V') are neighbours of each and every player in V' , then the sum (mod 2) of all their one-bit labels $\{\ell_{i2}\}$ is accessible, i.e. they can collaborate to find

$$\ell_{i2} \oplus \ell_{j2} \dots \oplus \ell_{m2}, \quad v_i, v_j, \dots, v_m \in V'.$$

P4 If P2 holds, and players in the set share quantum channels, all information encoded in one-bit labels is accessible. If the set shares only classical channels, and P2 holds, then information accessibility is limited because neighbours v_i and v_j in the set can only learn either ℓ_{i2} or ℓ_{j2} but not both, but v_i and v_j in the set can learn both ℓ_{i2} and ℓ_{j2} if they are not immediate neighbours.

NOTE: The bit shuffling in P1 is not active; rather it recognizes equivalence between labeled graph states.

Proof. All proofs are simply derived from eigenequations (3.11) and (3.12), which shuffles bits between players, thereby revealing actual dependence of reduced states on given bit labels $\{\ell_{i2}\}$.

For P1, suppose vertex v_i has a neighbouring vertex v_j which is either a \circ or a \square . Then

$$\begin{aligned}
|\mathcal{G}_{\bar{\ell}_{*2}}\rangle &= (-1)^{\ell_{i2}\ell_{j2}} K_j^{\circ\Box\ell_{i2}} |\mathcal{G}_{\bar{\ell}_{*2}}\rangle = (-1)^{\ell_{i2}\ell_{j2}} \mathbf{1}_i \otimes Z_j^{\ell_{j2}} X_j^{\ell_{i2}} \otimes_{(v_k, v_j) \in E} Z_k^{(\ell_{k2} + \ell_{j2})} \otimes_{m \neq i, j; (v_m, v_j) \notin E} Z_m^{\ell_{m2}} |\mathcal{G}\rangle, \\
|\mathcal{G}_{\bar{\ell}_{*2}}\rangle &= (-1)^{\ell_{i2}\ell_{j2}} K_j^{\Box\ell_{i2}} |\mathcal{G}_{\bar{\ell}_{*2}}\rangle = (-1)^{\ell_{i2}\ell_{j2}} i \mathbf{1}_i \otimes Z_j^{\ell_{i2} \oplus \ell_{j2}} X_j^{\ell_{i2}} \otimes_{(v_k, v_j) \in E} Z_k^{(\ell_{k2} + \ell_{j2})} \otimes_{m \neq i, j; (v_m, v_j) \notin E} Z_m^{\ell_{m2}} |\mathcal{G}\rangle, \quad (3.23)
\end{aligned}$$

respectively. Evidently dependency on ℓ_{i2} is shuffled from neighbour v_i to v_j , and v_j 's other neighbours are as described in P1.

For P2, players obtain ℓ_{i2} by measuring $K_i^{\circ\Box}$ of (3.11) and (3.12). Because $K_i^{\circ\Box}$ is nontrivial on i and also on N_i , by (3.11), player i and all of N_i must collaborate to measure ℓ_{i2} , and this collaboration is sufficient.

For P3 we start by looking at the case V' contains only two players. By (3.11) if all neighbours of pair $v_i, v_j \in V'$ are either in the set, or shared outside the set, $K_i^{\circ\Box} \cdot K_j^{\circ\Box}$ is nontrivial only inside the set, and thus can be measured by the members of the set. This is true since all the Z from the $K_i^{\circ\Box}$ cancel with the Z from $K_j^{\circ\Box}$ on their common neighbours. Applying $K_i^{\circ\Box} \cdot K_j^{\circ\Box}$ to (3.12), we see that this yields $\ell_{i2} \oplus \ell_{j2}$. Similarly this holds for any even number of players.

For the comparison of LOCC to the fully quantum case of P4, by the above logic if properties P2 and P3 hold, then the dependency on the associated observables are nontrivial only within the set. As all operators $K_i^{\circ\Box}$ commute, all observables commute in the nontrivial set, and hence can be measured by global operations.

For LOCC, it is clear from (3.11) that, if vertices v_i and v_j are neighbours, then $K_i^{\circ\Box}$ and $K_j^{\circ\Box}$ share different local Pauli operators on i and j hence cannot be simultaneously measured locally; therefore, even if P2 holds, one must choose one measurement or the other. If vertices v_i and v_j are not neighbours, they are indeed amenable to simultaneous local measurements. Similar statements can be made when P3 holds, but are more complicated graphically and must be taken case by case. \square

C. Local Z and Y measurements on encoded graph states

In our protocols encoded graph states with both \square and \circ vertices arise as a result of performing either Y or Z measurements on qubits identified by vertices of the labeled graph with only circular vertices. Local Pauli measurements on graph states are described by a simple set of rules, which readily yield the resultant states [6]. These rules were originally stated in terms of graph states up to local unitary operations. For our purposes we would like to incorporate also these local unitary operations into the labeled graph states. We now represent these rules exactly graphically for the Z and Y measurements, using the labeled graphs above, with no local unitary ambiguity.

If a Z measurement is made on vertex v_i of an encoded graph state with circular vertices, the resultant state corresponds to a labeled graph state of the original graph but with

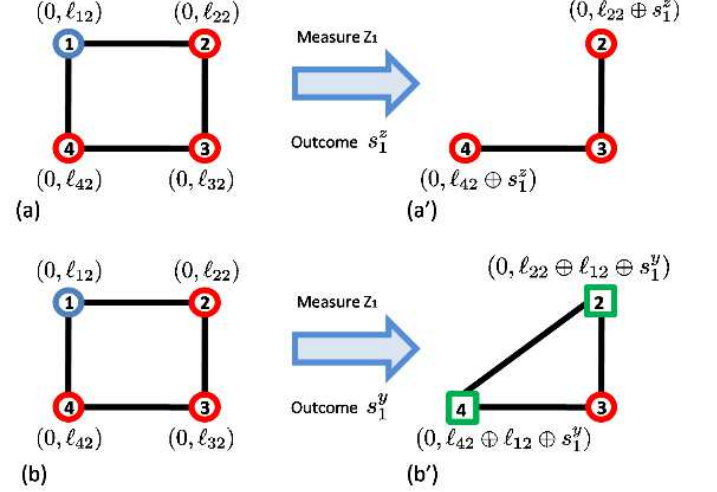


FIG. 3: (Color online) When Pauli Z and Y measurements are made on vertex v_1 , graphs (a) and (b) metamorphose into (a') and (b'), respectively. Outcomes $S_i^\alpha = 0, 1$ correspond to measurement eigenvalues $-1, +1$ respectively, and are incorporated into the labels in (a') and (b').

vertex v_i and its edges deleted. For outcome s_i^Z , the labels of all vertices in N_i change to $\bar{\ell}_{j\star} \mapsto (0, \ell_{j2} \oplus s_i^Z)$. We denote the resultant graph by g .

If a Y measurement is made on vertex v_i of an encoded graph state with circular vertices, the resultant state is a labeled graph state obtained by applying the following four steps to the original graph; the new graph is denoted g' .

- S1 Perform local complementation on v_i : all existing edges between elements in N_i are removed, and where they did not exist, they are added.
- S2 Each \circ vertex in N_i is changed to \square .
- S3 For outcome s_i^Y , the labels on the neighbours of i change to $\ell_{j\star} = (0, \ell_{j2}) \rightarrow (0, \ell_{j2} \oplus \ell_{i2} \oplus s_i^Y)$
- S4 Remove vertex i and all its edges.

Example 5. A Z and a Y measurement on vertex v_1 of a square graph state with circular vertices changes the graphs as depicted in Fig. 3.

These rules can easily be understood by the fact that any encoded graph state with labels $\ell_{i2} = 0 \forall i$ can be written in

the form

$$\begin{aligned}
|\mathcal{G}_{(\vec{0})}\rangle &= \frac{1}{\sqrt{2}} \left(|0\rangle_1 |g_{(0\dots 0)}\rangle_{2,\dots,n} + |1\rangle_1 |g_{(\underbrace{1\dots 1}_{\in N_1} 0\dots 0)}\rangle_{2,\dots,n} \right) \\
&= \frac{e^{i\pi/4}}{\sqrt{2}} \left(|0'\rangle_1 |g'_{(0\dots 0)}\rangle_{2,\dots,n} \right. \\
&\quad \left. - i |1'\rangle_1 |g'_{(\underbrace{1\dots 1}_{\in N_1} 0\dots 0)}\rangle_{2,\dots,n} \right), \tag{3.24}
\end{aligned}$$

with $\{|0\rangle, |1\rangle\}$ and

$$|0'\rangle = 1/\sqrt{2}(|0\rangle - i|1\rangle), |1'\rangle = 1/\sqrt{2}(|0\rangle + i|1\rangle)$$

the eigenstates of the Z and Y Pauli operators, and the corresponding eigenvalues are $+1$ and -1 , respectively. Adding labels $\vec{\ell}_{x_2}$ indicates the application of local Z s. This commutes with measuring Pauli Z , so the labels carry forward only with the addition of the correction from the measurement itself, e.g. Fig. 3(a),(a'). However, local Z does not commute with a Y measurement, hence the bit ℓ_{12} carries on to the measured graph (S3), e.g. Fig. 3(b),(b').

The following definition follows naturally.

Definition 5. *Given a graph \mathcal{G} with only circular vertices, and associated encoded graph state $|\mathcal{G}_{\vec{\ell}_{x_2}}\rangle$, the graph of the state given by measuring Pauli Y on vertex $i \in \{1, \dots, n\}$ is called the conjugate graph denoted g' , with conjugate graph state denoted $|g'\rangle_{1,\dots,n/i}$ and can be found explicitly by following the rules*

- R1 Perform local complementation on v_i .
- R2 Replace all neighbours of i with \square vertices.
- R3 Remove v_i and all its edges.

It can easily be shown that encoded conjugate graph states can be written as

$$\begin{aligned}
|g'_{(0\dots 0)}\rangle &= \frac{e^{-i\pi/4}}{\sqrt{2}} \left(|g_{(0\dots 0)}\rangle + |g_{(\underbrace{1\dots 1}_{\in N_1} 0\dots 0)}\rangle \right) \\
|g'_{(\underbrace{1\dots 1}_{\in N_1} 0\dots 0)}\rangle &= \frac{e^{-i\pi/4}}{\sqrt{2}} \left(|g_{(0\dots 0)}\rangle - i |g_{(\underbrace{1\dots 1}_{\in N_1} 0\dots 0)}\rangle \right) \tag{3.25}
\end{aligned}$$

so are effectively conjugate to the encoded graph states

$$\{|g_{(0\dots 0)}\rangle, |g_{(\underbrace{1\dots 1}_{\in N_1} 0\dots 0)}\rangle\}.$$

The following definitions are useful for Sec. V.

Definition 6. *The n GHZM graph $\mathcal{G}_{n\text{GHZM}_i}$ is embedded in \mathcal{G} if $\mathcal{G}_{n\text{GHZM}_i} \subset \mathcal{G}$ and $N_i \cap \mathcal{G} \setminus \mathcal{G}_{n\text{GHZM}_i} = \emptyset$.*

Definition 7. *The n GHZM graph state is embedded into state $|\mathcal{G}\rangle$ if $\mathcal{G}_{n\text{GHZM}_i}$ is embedded in \mathcal{G} .*

We now have the necessary formalism to develop the various secret sharing protocols.

IV. SECRET SHARING PROTOCOLS

In this section we introduce our three secret sharing protocols beginning with CC for sharing classical secrets in Subsec. IV A. Using our graph state approach, we construct solutions for each of (n, n) , $(3, 4)$ and $(3, 5)$ threshold secret sharing. These results provide a foundation for our subsequent protocols: CQ in Subsec. IV B and QQ in Subsec. IV C.

A. CC

In the CC protocol, classical information is directly encoded into the bit string $\vec{\ell}_{x_2}$, i.e. onto the encoded graph state $\{|\mathcal{G}_{\vec{\ell}_{x_2}}\rangle\}$ in a manner that enables certain sets of collaborating players to access concealed information according to the principles of the secret sharing protocol.

Mathematically our protocol is similar to Gottesman's [14] wherein stabilizers are used to share classical secrets in quantum states. A difference between our scheme and Gottesman's is that he uses mixed high-dimensional states whereas our graph state approach enables use of pure states on qubits. Another difference with Gottesman's approach is that our method is not as general: our scheme works for a limited number of (k, n) scenarios whereas Gottesman's method works for any (k, n) . Although our scheme is more restrictive, it is applicable to a restricted set of cases and importantly provides a foundation for the protocols discussed in subsequent subsections.

The CC protocol steps are as follows:

- CC1 The dealer encodes the secret bit string S into the classical information $\vec{\ell}_{x_2}$ and encodes this onto the n -qubit state $\{|\mathcal{G}_{\vec{\ell}_{x_2}}\rangle\}$.
- CC2 The dealer sends each player one qubit.
- CC3 An authorized set of players accesses the secret bit by measuring appropriate stabilizer operators (prescribed explicitly in each case).

Here we analyze the ability of sets of players to access this information for two cases: using LOCC and using full quantum communication (FQC). We will see that each graph represents a different sharing structure, and that the rules of access are simple in graph terms, and show that some graphs can be used as secret sharing schemes as set out in the introduction. In particular we present schemes for (n, n) , $(3, 4)$ and $(3, 5)$.

We now proceed to give explicit examples of how the dependence and access properties in Sec. III B can be applied to give secret sharing via the above protocol. We begin by looking at the case of $n\text{GHZM}_i$ states. Using Property P1, we can see in Fig. 4(a) that the player set $\{v_1, \dots, v_m\}$ depends only on bits $\ell_{22}, \dots, \ell_{m2}$; i.e., the dependency on ℓ_{12} has been removed. From P2 it is possible for the same player set to recover all $\ell_{22}, \dots, \ell_{m2}$, and, by P4, this can be done by LOCC.

Explicitly this would be done by player 1 measuring Z_1 and the remaining players $\{v_2, \dots, v_m\}$ measuring X_i and comparing results to measure $K_2^\circ, \dots, K_m^\circ$, yielding $\ell_{22}, \dots, \ell_{m2}$

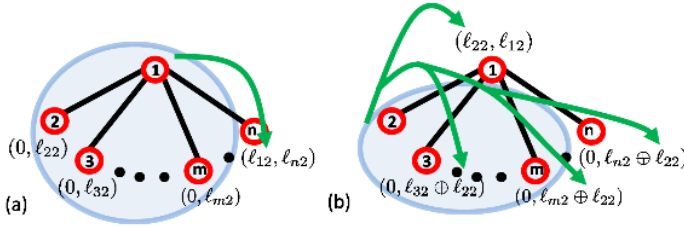


FIG. 4: (Color online) Distribution and access of information $\{l_{12}, \dots, l_{n2}\}$ for the n -GHZM state. The green arrows represent uses of dependency Property P1. In (a) the dependency on l_{12} is taken out of the set, and in (b) the dependency on l_{22} is shared across the whole set. This encoded graph state gives an (n, n) secret sharing scheme by setting $l_{12} = S$ and the other bits can be set arbitrarily.

via eigenequations (3.12). Hence, in this case, LOCC is sufficient for all possible information access.

Similarly Fig. 4(b) shows how P1 implies that the player subset $\{v_2, \dots, v_m\}$ depends on bits

$$l_{22} \oplus l_{32}, l_{22} \oplus l_{42}, \dots, l_{22} \oplus l_{m2}$$

only and, by P3 and P4, they can be accessed simultaneously by LOCC alone. Explicitly this would be done by all players measuring X_i . The players in this set then compare results to measure

$$K_2^\circ \cdot K_3^\circ, K_2^\circ \cdot K_4^\circ, \dots, K_2^\circ \cdot K_m^\circ. \quad (4.1)$$

Only in the case that all players collaborate would there be a difference between the LOCC and FQ cases; in this case P4 implies that, by LOCC, the players can either access l_{22}, \dots, l_{n2} or l_{12} . Obviously, for FQC, all information is simultaneously accessible.

We see above that bit l_{12} is only accessible when all players act together. By choosing the secret bit S as $S = l_{12}$ and fixing all other l_{i2} arbitrarily, we obtain the following proposition.

Proposition 2. *An encoded n GHZM state with $l_{12} = S$ and all other l_{i2} set to zero enables a (n, n) direct secret sharing scheme that can be accessed via LOCC.*

This case is depicted in Fig. 4.

Now we see that $(3, 4)$ threshold secret sharing is attainable with encoded graph states.

Proposition 3. *The 4-qubit ring encoded graph state with $l_{12} = l_{22} = l_{32} = l_{42} = S$ enables a $(3, 4)$ direct secret sharing scheme, and LOCC between players suffices for decoding.*

Proof. The 4-qubit ring state is depicted in Fig. 5. We see in Fig. 5(a) that P1 shows that pairs $\{v_1, v_2\}$, $\{v_2, v_3\}$, $\{v_3, v_4\}$ and $\{v_1, v_4\}$ are denied any information whatsoever.

Figure 5(b) shows that the player pair $\{v_1, v_3\}$ can obtain, and moreover can only obtain, $l_{12} \oplus l_{32}$. Similarly $\{v_2, v_4\}$

obtain, and only obtain, $l_{22} \oplus l_{42}$. Fig. 5(c) reveals that players $\{v_1, v_2, v_3\}$ obtain, and only obtain, l_{22} and/or (by using FQC/LOCC) $l_{12} \oplus l_{32}$.

Similarly, players $\{v_2, v_3, v_4\}$ obtain, and only obtain, l_{32} and/or (via FQC/LOCC) $l_{22} \oplus l_{42}$. The remaining triplets obtain, and only obtain, l_{12} and/or (via FQC/LOCC) $l_{22} \oplus l_{42}$ in the case of $\{v_1, v_2, v_4\}$, and l_{42} and/or (FQC/LOCC) $l_{12} \oplus l_{32}$ in the case of $\{v_1, v_3, v_4\}$.

We see that this graph gives a $(3, 4)$ threshold scheme by setting

$$l_{12} = l_{22} = l_{32} = l_{42} = S. \quad (4.2)$$

□

Our final result in this subsection concerns the $(3, 5)$ threshold scheme, given by a 5-qubit ring depicted in Fig. 6.

Proposition 4. *The five-qubit encoded RING graph state enables $(3, 5)$ threshold secret sharing for the CC protocol provided that $l_{12} = l_{22} = l_{32} = l_{42} = l_{52} = S$, with LOCC between players being sufficient for decoding.*

Proof. Fig. 6(a) shows how P1 implies that players 1 and 2 cannot access any information because the dependency can be taken away from them. Similarly it is easy to see that no pair of players can access any information by application of P1. On the other hand if three cyclic neighbours $\{v_i, v_j, v_k\}$ form a set, P1 implies the set only depends on l_{j2} ; this is clear from the case for the player set $\{v_1, v_2, v_3\}$ in Fig. 6(b). P2 implies the bit can be accessed, and P4 says this access can be achieved via LOCC. Accessing would be accomplished by measuring K_j° , which is done by locally measuring Z_i, X_j, Z_k .

The remaining possible sets of three players are all similar to the T shape in Fig. 6(c); in this case the set $\{v_i, v_j, v_k\}$ depends only on $l_{i2} \oplus l_{j2} \oplus l_{k2}$ by property P1. This is seen for the example $\{v_1, v_2, v_4\}$ in Fig. 6(c). By properties P2 and P4 the players can access the secret by LOCC. Their procedure is effected by measuring $K_i^\circ \cdot K_j^\circ \cdot K_k^\circ$, which is accomplished locally by measuring Y_i, Y_j, X_k .

Any set of more than three players contains at least one of these possibilities, and the players can therefore access the same information. By choosing to encode the bit secret S as

$$l_{12} = l_{22} = l_{32} = l_{42} = l_{52} = S, \quad (4.3)$$

the proposition is proved. □

Here we established three examples that use graph states for secret sharing. These three examples demonstrate the simple properties of our approach, and more examples of graph states for secret sharing could be found. In the next two subsections, we extend these results and techniques to secret key distillation and to sharing a quantum secret.

B. CQ

In this subsection we address case CQ, which corresponds to the protocol expounded by Hillery, Bužek, and Berthiaume

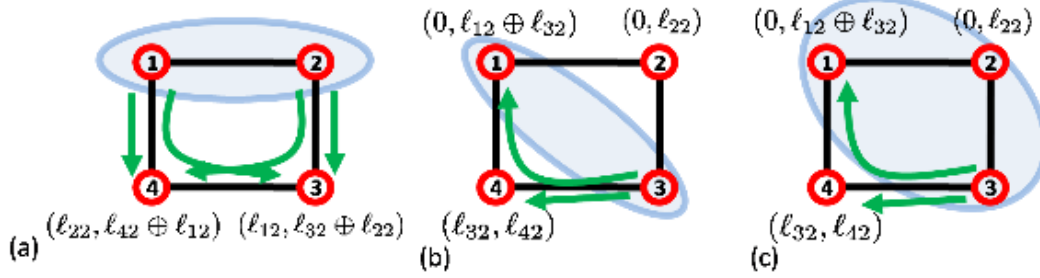


FIG. 5: (Color online) Application of P1 to the square encoded graph state. This graph gives a (3, 4) secret sharing scheme setting $\ell_1 = \ell_2 = \ell_3 = \ell_4 = S$ (see proposition 3).

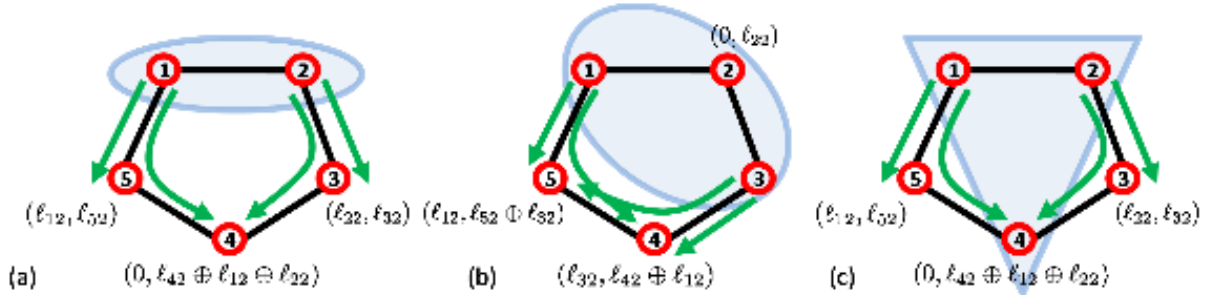


FIG. 6: (Color online) Application of P1 to the 5-qubit ring encoded graph state to obtain a (3, 5) direct secret sharing scheme by setting $\ell_{12} = \ell_{22} = \ell_{32} = \ell_{42} = \ell_{52} = S$.

(HBB) for sending a classical secret with insecure quantum channels between the dealer and players [2]. Actually this problem can instead be solved by combining the classical secret sharing protocol of Shamir [1] via standard quantum key distribution (QKD) [8] to assure secure classical channels between the dealer and each of the players. In the QKD approach, the dealer would first establish a random key with each of the players individually by using QKD. This would enable perfectly secure classical communication between the dealer and each player (as a one time pad), which can then be used to perform the Shamir protocol safely. However, QKD may not afford the most efficient approach hence the interest in alternative schemes.

HBB [2] combine secret sharing protocols with QKD: the dealer distributes multipartite states to share a secret key, which can only be distilled by or shared with authorized sets of players. This key can then be used to send any classical message the dealer would wish to send to the authorized players, without any unauthorized parties having access to it. The HBB approach can be more efficient in the number of uses of quantum channels between dealer and players, which is comparable to the greater efficiency achieved by direct distillation of multipartite entanglement rather than distillation of pairs of maximally entangled states and complicated sequences of teleportations [15]).

Another benefit is that the HBB approach can be extended to sharing quantum secrets (QQ) as we see in the next subsection. HBB [2] created a classical threshold scheme for (2, 2)

and (3, 3) cases, and this has been extended to the (n, n) case in [11].

We note that, as an extension of HBB, our protocol shares the same drawbacks. The HBB protocol, hence ours, protects against intercept-resend attacks but is not guaranteed to be secure against other attacks [9]. Second, it only works for a noiseless channel: In the case of a noisy channel, the HBB protocol can not establish a key (as the noise will be mistaken for an eavesdropper). This problem is likely not fatal, as approaches involving entanglement distillation or alternatives could help to overcome the effects of noise in the channel [10].

Our protocol employs graph states to generalize the HBB scheme [2]. By using graph states our scheme could build on current experimental research for generating graph states for measurement-based quantum computing [12]. Further, encoding onto graph states allows us to use the properties developed Sec. III to generalize to other access structures.

As an example we show how this approach generalizes HBB's protocol to the (3, 5) case, together with the (n, n) case. Although other examples are not provided here, the properties given in Sec. III B allow further exploration. In addition, our graph state shows how the HBB protocol can be thought of as an extension to Gottesman's results [14], in the sense that HBB's protocol can be regarded as a purification of Gottesman's.

The underlying concept for the protocol is simple. We use an entangled state as the channel between the dealer D and n

players. This will be a graph state; hence we can always write in the following way (c.f. Sec. III C)

$$\begin{aligned} |\mathcal{G}_{(\vec{0})}\rangle &= \frac{1}{\sqrt{2}} \left(|0\rangle_D |g_{(0\dots 0)}\rangle_{1,\dots,n} \right. \\ &\quad \left. + |1\rangle_D |g_{(\underbrace{1\dots 1}_{\in N_D} 0\dots 0)}\rangle_{1,\dots,n} \right) \\ &= \frac{e^{i\pi/4}}{\sqrt{2}} \left(|0'\rangle_D |g'_{(0\dots 0)}\rangle_{1,\dots,n} \right. \\ &\quad \left. - i |1'\rangle_D |g'_{(\underbrace{1\dots 1}_{\in N_D} 0\dots 0)}\rangle_{1,\dots,n} \right). \end{aligned} \quad (4.4)$$

The dealer measures randomly in either the $\{|0\rangle_D, |1\rangle_D\}$ or the $\{|0'\rangle_D, |1'\rangle_D\}$ basis. The dealer's measurement outcomes provide the random key.

Through the entanglement, the players can access the key by making the correct measurement. If the dealer measures in $\{|0\rangle_D, |1\rangle_D\}$, the results are then correlated to the states

$$\{|g_{(0\dots 0)}\rangle_{1,\dots,n}, |g_{(\underbrace{1\dots 1}_{\in N_D} 0\dots 0)}\rangle_{1,\dots,n}\}$$

held by the players. If any set of players can discriminate these states perfectly, they can find out what the measurement result of the dealer was, and thereby obtain the random key.

The dealer may instead choose to measure in the $\{|0'\rangle_D, |1'\rangle_D\}$ basis, and then the player's qubits will end up in either of the associated conjugate states

$$\{|g'_{(0\dots 0)}\rangle_{1,\dots,n}, |g'_{(\underbrace{1\dots 1}_{\in N_D} 0\dots 0)}\rangle_{1,\dots,n}\}$$

correlated to the measurement result. The ability to discriminate (or in other words, to access the information $\vec{\ell}_{\star 2}$ and hence get the key) is then determined by the conjugate graph g' , which must be checked to have the correct access structure also (if we want to do secret sharing). We see that this works for the GHZ and the 5-qubit ring encoded graph states, but it does not work for the 4-qubit ring encoded graph state. This is why we cannot extend the (3, 4) CC protocol to key distribution in this way.

In the case of only one player, this corresponds to Ekert's protocol [16]. In our case there is the added structure given by the graph g . Discriminating these states is the same as accessing either the information $\vec{\ell}_{\star 2} = \vec{0}$ or $\vec{\ell}_{\star 2} = (1, \dots, 1, 0, \dots, 0)$. By choosing the right graph, only the authorized players can access the information, or discriminate the states and access this key. In this first instance we use exactly the graphs of the last protocols to do this. In this way these entangled states (4.4) are a purification of the protocols of the last section - taking a random choice of the two graph states (which can be viewed as a mixed state) to an entangled pure state by adding an auxiliary system, which is the dealer in this case.

The players also measure randomly to either discriminate states

$$\{|g_{(0\dots 0)}\rangle_{1,\dots,n}, |g_{(\underbrace{1\dots 1}_{\in N_D} 0\dots 0)}\rangle_{1,\dots,n}\},$$

or the conjugate states

$$\{|g'_{(0\dots 0)}\rangle_{1,\dots,n}, |g'_{(\underbrace{1\dots 1}_{\in N_D} 0\dots 0)}\rangle_{1,\dots,n}\}.$$

As seen in Sec. III C these states are conjugate in the sense that discriminating the states

$$\{|g_{(0\dots 0)}\rangle_{1,\dots,n}, |g_{(\underbrace{1\dots 1}_{\in N_D} 0\dots 0)}\rangle_{1,\dots,n}\}$$

provides no information about whether we have

$$|g'_{(0\dots 0)}\rangle_{1,\dots,n}$$

or

$$|g'_{(\underbrace{1\dots 1}_{\in N_D} 0\dots 0)}\rangle_{1,\dots,n}.$$

Thus, the players cannot discriminate both bases simultaneously, so even if a set of players is authorized and can discriminate perfectly, 50% of the time they will measure in a basis in which they gain no information about the dealer's measurement result, hence will not access the key. To accommodate this at some point in the protocol, the dealer or players must announce which basis they measure. Results where the bases match are kept, and those that do not match are discarded. The remaining results should be perfectly correlated and provide a random key, often referred to as the 'sifted key'. By standard classical security protocols [3], this can be distilled to a secret key by the dealer and authorised players sacrificing part of the sifted key.

In this way our protocols are protected against a large class of attacks, namely the so-called intercept-resend attacks. For such attacks we imagine an eavesdropper (traditionally called Eve) who tries to gain information about the secret key by intercepting the qubits before they reach the players, and either measuring them directly or entangling them to some ancilla 'spy'-qubits of her own and then sending them on to the players. (In fact, this eavesdropper could instead be some unauthorized players.) At any point in the protocol Eve may measure her entangled ancilla spy-qubits to attempt access to the key. She will try to do this in a way that is not detectable by the dealer and authorized players.

Measuring in two conjugate bases serves two complementary purposes to counter this particular class of attacks. First the measurements in conjugate bases is decided randomly, which protects against any intercept-resend eavesdropping strategy: if Eve knows which measurement the players will make, she can make the same measurement herself and thus be undetected, but, if she does not know the measurement basis, then any intrusion by her will affect the statistics of subsequent measurements and thus be detectable. Second, measurement in conjugate bases allows checking of correlations

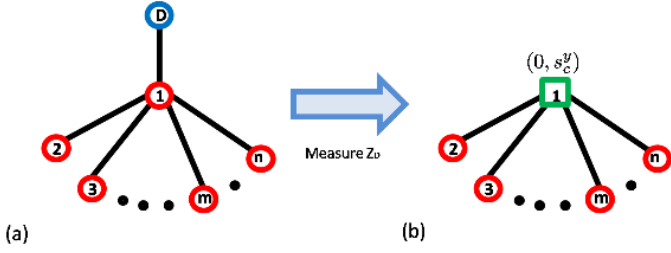


FIG. 7: (Color online) CQ for (n,n) . The dealer's qubit is attached so as to encode on the first qubit in the (n, n) scheme. As Eqs. (3.24) and (4.5) indicate, if the authority measures the control qubit in X the resulting graphs are those of Fig. 4. In the case of Y measurements, the graphs transform to the right graph (b) (see text for explanation).

to verify that the global state indeed corresponds to the correct form (3.24), which proves that Eve has not entangled the state to ancilla during its transit.

If the measurements are truly random, we can view them as a kind of tomography of the state shared between the dealer and players, and suppose that all results represent this state faithfully. In fact these two purposes are not independent and are related to the long history of using entanglement distillation to prove security for key distribution (e.g. [3]). In both cases, the appropriate measurements are the stabilisers of the state.

Our protocol runs as follows

- CQ1 the dealer first prepares the state $|g_{(0\dots 0)}\rangle_{1\dots n}$ associated to the corresponding CC secret sharing protocol, then entangles extra qubits (known as the dealer's qubits) to each of the qubits upon which the secret is independently distributed (see Figs. 7a) and 8a)).
- CQ2 The dealer distributes to the players their qubits (and keeps the dealer's qubits).
- CQ3 The dealer and the set of authorized players V' measure randomly one of a set of conjugate bases on their qubits and announce they have measured on a public classical channel.
- CQ4 The set of players V' trying to access the secret announce their measurement basis.
- CQ5 The dealer announces her measurement basis.
- CQ6 Classical security protocols follow establishing a secret key between dealer and authorized set of players.
- CQ7 The secret key is used to send the secret message.

Now we see how this works for the (n, n) case. The state prepared by the dealer is that of the n GHZM state with an extra vertex attached to player 1's qubit (CQ1); this extra vertex corresponds to a qubit that is retained by the dealer as shown

in Fig. 7(a).

$$\begin{aligned}
 |\mathcal{G}_{(\bar{0})}\rangle_{D,1,\dots,n} &= (|0\rangle_D |g_{(0\dots 0)}\rangle_{1,\dots,n} \\
 &\quad + |1\rangle_D |g_{(10\dots 0)}\rangle_{1,\dots,n})/\sqrt{2} \\
 &= (|0'\rangle_D |g'_{(0\dots 0)}\rangle_{1,\dots,n} \\
 &\quad - i|1'\rangle_D |g'_{(10\dots 0)}\rangle_{1,\dots,n})/\sqrt{2}. \quad (4.5)
 \end{aligned}$$

The stabilizers for state (4.5) are

$$\begin{aligned}
 K_D^\circ &= X_D \otimes Z_1 \otimes \mathbb{1}_2 \otimes \mathbb{1}_3 \cdots \otimes \mathbb{1}_n, \\
 K_1^\circ &= Z_D \otimes X_1 \otimes Z_2 \otimes Z_3 \cdots \otimes Z_n, \\
 K_2^\circ &= \mathbb{1}_D \otimes Z_1 \otimes X_2 \otimes \mathbb{1}_3 \cdots \otimes \mathbb{1}_n, \\
 K_3^\circ &= \mathbb{1}_D \otimes Z_1 \otimes \mathbb{1}_2 \otimes X_3 \cdots \otimes \mathbb{1}_n, \\
 &\vdots \\
 K_n^\circ &= \mathbb{1}_D \otimes Z_1 \otimes \mathbb{1}_2 \otimes \mathbb{1}_3 \cdots \otimes X_n. \quad (4.6)
 \end{aligned}$$

The qubit corresponding to vertex D is retained by the dealer, and the others qubits are sent to the players (CQ2). As prescribed by the protocol, the dealer measures in the Z basis $\{|0\rangle_D, |1\rangle_D\}$ or in the Y basis $\{|0'\rangle_D, |1'\rangle_D\}$, and the players perform appropriate measurements to distinguish $|g_{(0\dots 0)}\rangle_{1,\dots,n}$ from $|g_{(10\dots 0)}\rangle_{1,\dots,n}$, or $|g'_{(0\dots 0)}\rangle_{1,\dots,n}$ from $|g'_{(10\dots 0)}\rangle_{1,\dots,n}$, respectively. Our arguments from the CC case show that discriminating $|g_{(0\dots 0)}\rangle_{1,\dots,n}$ from $|g_{(10\dots 0)}\rangle_{1,\dots,n}$ cannot be done by a subset of fewer than n players.

Similarly, we can apply properties P1-P4 from Sec. III B to the conjugate graphs as shown in Fig. 7(b), to see that the same holds trying to discriminate $|g'_{(0\dots 0)}\rangle_{1,\dots,n}$ from $|g'_{(10\dots 0)}\rangle_{1,\dots,n}$. The players have various choices of how to perform both sets of discriminating measurements. Importantly, the measurements for g will be conjugate to those for g' .

We choose the following measurement strategy. The dealer chooses Z_D or Y_D randomly, player one chooses X_1 or Y_1 randomly and the other players choose Z_i or Y_i randomly. We will see that 50% of the time their measurements will coincide to allow a shared key. That is, on half of the cases the randomly chosen combination will be equivalent to performing a suitable stabilizer measurement for which the dealer and players will share a perfect key, and also be able to check statistics for security (CQ3). After the announcements of the measurement bases, the dealer and the players can discard any results where the bases do not match and are left with the sifted key (CQ4,5).

To see this, first suppose that the dealer measures in the Z_D basis. The players can then obtain a secret key (i.e. discriminate $|g_{(0\dots 0)}\rangle_{1,\dots,n}$ from $|g_{(10\dots 0)}\rangle_{1,\dots,n}$) by measuring any combination of a product of stabilizers for the subgraph g as long as they include that of player 1's vertex, which we denote k_1° (with lowercase for k indicating a stabilizer for the subgraph rather than the graph).

As we can see by comparing the global state's stabilizers (4.6) and the stabilizers of the subgraph (which can be imagined by extending those of Eq. (3.17) to n parties), including the Z_D measurement of the dealer, the dealer plus

the players are effectively measuring K_1° or any combination of the total graph's stabilizers, including K_1° such as $K_1^\circ \cdot K_i^\circ \cdots K_n^\circ$. Such stabilizer products corresponds to local measurements where player 1 measures X_1 and the remaining players measure Z_i or Y_i with an even number of those who measure Y_i ; or player 1 measures Y_1 and the remaining players measure Z_i or Y_i with an odd number measuring Y_i .

Similarly, if the dealer measures in the Y_D basis, the players can obtain a secret key by measuring the stabilizers of the conjugate graph depicted in Fig. 7(b), k_1^\square , or any product including this stabilizer: $k_1^\square \cdot k_i^\circ \cdots k_n^\circ$ (discriminating $|g'_{(0\dots 0)}\rangle_{1,\dots,n}$ from $|g'_{(10\dots 0)}\rangle_{1,\dots,n}$). Including the measurement by the dealer in the Y basis, this set of measurements corresponds to the dealer plus the players measuring stabilizers $K_D^\circ \cdot K_1^\circ$ or any combination of the graph's stabilizers including $K_D^\circ \cdot K_1^\circ$, such as $K_D^\circ \cdot K_1^\circ \cdot K_i^\circ \cdots K_n^\circ$. This set of stabilizer measurements corresponds to local measurements where player 1 measures X_1 and the remaining players measure Z_i or Y_i , as long as there is an odd number of those who measure Y_i , or where player 1 measures Y_1 and the remaining players measure Z_i or Y_i with an even number of those who measure Y_i .

Thus each combination of measurements X_1 or Y_1 by player one, and Z_i or Y_i by the other players corresponds to the correct measurement to discriminate the appropriate encoded graph states either for the dealer measuring Z_D or Y_D . The dealer chooses randomly so, 50% of the time the measurements will coincide and results be correlated. After checking the bases match they throw away the cases they don't to give a sifted key.

As discussed above, the randomness of the measurement bases ensures that any eavesdropper cannot know which measurement to make, and so any interference she introduces will be noticed by standard security checks (step CQ4,5,6) of the protocol. In this case, the dealer and authorized players should randomly choose a part of the sifted key (for example the dealer picks randomly and announces to all the players), and both the dealer and the authorized players announce their results.

They can then check that the results match those expected. If they do, they are sure there has been no eavesdropper, and that the key is secure. If the correlations do not match, they are forced to throw away the key and start again. As in HBB [2] the players announce their measurement results (CQ4) before the dealer (CQ5) to prevent the players from cheating.

That matching results imply security is evident from the fact that the random measurements can be seen as checking the state as mentioned above. In this case, if measurements are made randomly as described, each choice measures a different set of stabilizers. Doing this asymptotically builds statistics that give the expectation of all the stabilizer operators. If we obtain the expected results, i.e. that the state is a $+1$ eigenstate of operators $K_D^\circ \cdots K_n^\circ$ in (4.6), then the state is by definition that of (4.5) and hence not entangled to any possible eavesdropper so an eavesdropper is denied any information about the key. We thus have the following proposition.

Proposition 5. *The CC (n, n) scheme can be extended as*

above to give secure distribution of shared random keys with the same secrecy access structure. The secret key can be accessed by LOCC.

Let us now see how the (3, 5) can be extended to a secret key distribution protocol. In this case, the state prepared by the dealer is that of Fig. 8(a):

$$\begin{aligned} |\mathcal{G}_{(0)}\rangle_{D12345} &= (|0\rangle_D |g_{(00000)}\rangle_{12345} \\ &\quad + |1\rangle_D |g_{(11111)}\rangle_{12345})/\sqrt{2} \\ &= (|0'\rangle_D |g'_{(00000)}\rangle_{12345} \\ &\quad - i|1'\rangle_D |g'_{(11111)}\rangle_{12345})/\sqrt{2}. \end{aligned} \quad (4.7)$$

The stabilizers of this total state are

$$\begin{aligned} K_D^\circ &= X_D \otimes Z_1 \otimes Z_2 \otimes Z_3 \otimes Z_4 \otimes Z_5, \\ K_1^\circ &= Z_D \otimes X_1 \otimes Z_2 \otimes \mathbb{1}_3 \otimes \mathbb{1}_4 \otimes Z_5, \\ K_2^\circ &= Z_D \otimes Z_1 \otimes X_2 \otimes Z_3 \otimes \mathbb{1}_4 \otimes \mathbb{1}_5, \\ K_3^\circ &= Z_D \otimes \mathbb{1}_1 \otimes Z_2 \otimes X_3 \otimes Z_4 \otimes \mathbb{1}_5, \\ K_4^\circ &= Z_D \otimes \mathbb{1}_1 \otimes \mathbb{1}_2 \otimes Z_3 \otimes X_4 \otimes Z_5, \\ K_5^\circ &= Z_D \otimes Z_1 \otimes \mathbb{1}_2 \otimes \mathbb{1}_3 \otimes Z_4 \otimes X_5. \end{aligned} \quad (4.8)$$

As before, when the dealer measures in the Z basis, the fact that the graph g is a (3, 5) direct threshold scheme means that any pair of players cannot reveal the dealer's results, hence cannot access the key; in contrast any three collaborating players can reveal the key. As the conjugate g' graph given by the dealer measuring in the Y basis (see Fig. 8(b)) is just a re-ordering of the original ring and replacing $\circ \rightarrow \square$ vertices, it is also a (3, 5) direct threshold scheme, so the same conclusions hold.

Consider first the subset $\{v_1, v_2, v_3\}$: as the dealer measures Z_D , the players' appropriate measurements correspond to the direct (3, 5) protocol of the previous subsection. That is, player 1 measures Z_1 , player 2 measures X_2 , and player 3 measures Z_3 . This protocol corresponds to players measuring stabilizer k_2° of the induced subgraph (which is the ring of Fig. 6), or the dealer plus the players measuring K_2° of the total graph (Fig. 8(a)). If the dealer measures Y_D , the players' appropriate measurements correspond to the direct (3, 5) protocol of the previous section, but changed slightly for the fact that it is the conjugate graph.

By applying the properties of Sec. III B, we can see this can be done by player 1 measuring X_1 , player 2 measuring Y_2 , and player 3 measuring X_3 . This corresponds to measuring stabilizer $k_1^\square \cdot k_2^\square \cdot k_3^\square$ of the induced conjugate graph, which is the ring of Fig. 8(b), or the dealer plus the players measuring $K_D^\circ \cdot K_1^\circ \cdot K_2^\circ \cdot K_3^\circ$ of the total graph shown in Fig. 8(a).

We then have the dealer randomly measuring Z_D or Y_D , and the players randomly measuring in Z_1, X_2, Z_3 or X_1, Y_2, X_3 . As before, they communicate to get the sifted key first (steps CQ4 and CQ5) in the protocol, and then follow the security steps after that.

To observe that the protocol is secure, we study what these measurements imply about the total state of the dealer and the players $\{v_1, v_2, v_3\}$. In step CQ5 of the protocol, some of the

sifted key is sacrificed to verify that the measurement results are those we expected, and if not we throw the key away. If the expectation value of K_2° is $+1$, and of $K_D^\circ \cdot K_1^\circ \cdot K_2^\circ \cdot K_3^\circ$ is also $+1$, as can be verified by the players, this means that the state of $\{v_D, v_1, v_2, v_3\}$ is in the subspace of graph states

$$\{|g(0000)\rangle_{D123}, |g(1100)\rangle_{D123}, |g(1001)\rangle_{D123}, |g(0101)\rangle_{D123}\},$$

of the subgraph $\{v_D, v_1, v_2, v_3\}$ given by erasing all other vertices and edges. This also means that there are no correlations between the dealer and any possible eavesdropper. This can be seen as follows.

Given the established subspace, any global state of $\{v_D, v_1, v_2, v_3\}$ and the environment E (which may include any eavesdropper) can be written

$$\begin{aligned} & \alpha|0\rangle_E |g(0000)\rangle_{D123} + \beta|1\rangle_E |g(1100)\rangle_{D123} \\ & + \delta|2\rangle_E |g(1001)\rangle_{D123} + \gamma|3\rangle_E |g(0101)\rangle_{D123}. \end{aligned} \quad (4.9)$$

The reduced density matrix of the environment and the dealer can be easily calculated, using Eq. (3.24), thereby giving

$$\rho_E \otimes \mathbb{1}/2_D, \quad (4.10)$$

where ρ_E is the reduced density matrix of the environment. Thus we see that the mutual information between the environment and the dealer is zero; hence any environment, including a possible eavesdropper, can have no information about the key.

Now consider players $\{v_1, v_3, v_4\}$. If the dealer measures Z_D , the direct $(3, 5)$ protocol tells us that the players should measure X_1, Y_3, Y_4 , which corresponds to the players measuring the stabilizer product $k_1^\circ \cdot k_3^\circ \cdot k_4^\circ$ of the subgraph (Fig. 6), or the dealer plus the players measuring $K_1^\circ \cdot K_3^\circ \cdot K_4^\circ$ of the total graph Fig. 8(a). If the dealer measures in the Y_D basis, by considering the discrimination of the conjugate graph states Fig. 8(b), the players should measure Y_1, Z_3, Z_4 . Such a measurement protocol corresponds to measuring the stabilizer k_1^\square of the conjugate graph Fig. 8(b), for the dealer plus the players measuring $K_D^\circ \cdot K_1^\circ$ of the total graph Fig. 8(a).

Again the players and the dealer should follow steps CQ4 and CQ5 to obtain the sifted key and then compare some results for the security analysis in step CQ6. If the expectation value of $K_1^\circ \cdot K_D^\circ$ is $+1$, and of $K_1^\circ \cdot K_3^\circ \cdot K_4^\circ$ is $+1$, the state of $\{v_D, v_1, v_3, v_4\}$ is in the subspace

$$\{|g(0000)\rangle_{D134}, |g(0011)\rangle_{D134}, |g(1110)\rangle_{D134}, |g(1101)\rangle_{D134}\}$$

of the subgraph $\{v_D, v_1, v_3, v_4\}$ given by erasing all other vertices and edges. Again, any state between the environment and the dealer and players $\{v_1, v_3, v_4\}$, which has support only in this subspace, necessarily has no correlations between the dealer and the environment. Thus again the environment can not get any information about the secret key.

Any set of three players can be covered by these two cases, simply by relabeling the players. We thus have the following proposition.

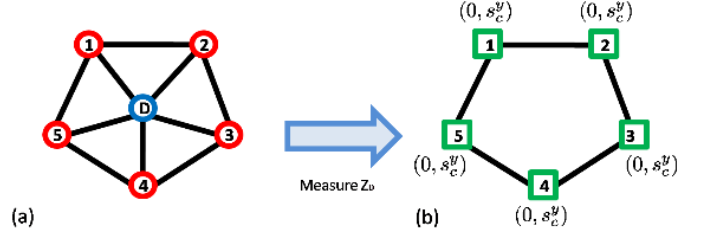


FIG. 8: (Color online) CQ for $(3, 5)$. The dealer's qubit is attached so as to encode on all five qubits correlated for the $(3, 5)$ scheme. As Eq. (4.7) indicates, if the dealer measures her qubit in X the resulting graph is that of Fig. 6(a). In the case of Y measurements the graph transform to the right graph (b).

Proposition 6. *The CC $(3, 5)$ scheme can be extended as above to give secure distribution of shared random keys with the same secrecy access structure. The secret key can be accessed by LOCC.*

Remark. *As it stands, this protocol is not resilient to noise. Since noise (for example in the channel between the dealer and players) could interfere with the results of the measurement results in the sifted key, any noise would be seen as a potential eavesdropper and so the sifted key would be discarded. In fact this is a problem of the original HBB protocol also, and was resolved in [10] by relating the problem to the distillation of the initial entangled state between the dealer and the players. We expect that the same approach would work for our generalized protocol. In the case of (n, n) this seems a simple extension. However, for the $(3, 5)$ case and possible further graph state bases secret sharing schemes, it would be more subtle and the distillation would be to subspaces with guaranteed security rather than to specific states, reflecting the more complicated security analysis. The large body of work on distilling graph states should prove very useful to this aim (see for example [6] and references therein). This is a topic of ongoing work.*

C. QQ

We now see how one more extension can be made to allow for the sharing of quantum secrets. Here we are addressing the third scenario presented in the introduction QQ, namely sending a quantum secret in the possible presence of an eavesdropper. Our approach will be to use the same entangled state as for the key distribution protocol to teleport the secret quantum state across from the dealer to the set of players, where the structure of the graph will again imply the secrecy structure. This teleportation extension is also that used in [2], but here we extend it to general graph state protocols and explicitly show it for the (n, n) and the $(3, 5)$ threshold schemes.

Although we do not present as general a result as those in [4], where any (k, n) scheme is shown to be possible, our graph state cases are nevertheless interesting for several reasons. First, they represent a unification of secret sharing schemes of [2, 4, 14] via the graph state formalism, second

they use only qubits rather than higher dimensional systems as in [4], which has advantages in that they are more easily implementable at present. Third the schemes here are explicitly written and easy to understand and finally they are written in terms of graph states which are of particular practical interest across quantum information and will be extendible to the embedded protocols of the next section.

Here we should note that because we are sending a quantum secret (that is, a secret quantum state), all players cannot simultaneously obtain the secret if only one is provided, since this would violate no-cloning [4]. We say a set of players can access the secret if it sits coherently within the space of their qubits, in a way they know. In this way with access to full quantum channels it can be localised to wherever they choose.

In the case of only classical channels between the players, it may not be possible to localise information at all, and if it is we must choose a site to which they will localise the secret. In each case we discuss where it can be localised if possible by LOCC only.

The protocol operates as follows

QQ1 The dealer prepares a secrecy graph state as in the CQ key distribution protocol.

QQ2 The dealer performs a Bell measurement on the qubit

D and her input secret qubit $|S\rangle_{in}$, and performs the appropriate correction operation.

QQ3 The dealer distributes to the players their qubits.

QQ4 Authorised sets of players access the secret by making prescribed measurements and corrections to focus down the information to one of the authorized parties. This may require global operations by authorized players (requiring quantum channels).

Let us see how this works. After step QQ1 the dealer possesses the encoded graph state $|\mathcal{G}_{(\bar{0})}\rangle_{D,1,\dots,n}$ and the input quantum secret $|S\rangle_{in} = \alpha|0\rangle_{in} + \beta|1\rangle_{in}$. We can see what the resultant state of the players will be after step QQ2 by rewriting the state in the Bell basis

$$\begin{aligned} |B_{00}\rangle &:= (|00\rangle + |11\rangle)/\sqrt{2}, \\ |B_{01}\rangle &:= (|00\rangle - |11\rangle)/\sqrt{2}, \\ |B_{10}\rangle &:= (|01\rangle + |10\rangle)/\sqrt{2}, \\ |B_{11}\rangle &:= (|01\rangle - |10\rangle)/\sqrt{2}, \end{aligned} \quad (4.11)$$

as follows.

$$\begin{aligned} |S\rangle_{in} |\mathcal{G}_{(\bar{0})}\rangle_{D,1,\dots,n} &= 1/4 (|B_{00}\rangle_{in,D} (\alpha |g_{(0\dots 0)}\rangle_{1,\dots,n} + \beta |g_{(\underbrace{1\dots 1}_{\in N_D} 0\dots 0)}\rangle_{1,\dots,n} \\ &+ |B_{01}\rangle_{in,D} (\alpha |g_{(0\dots 0)}\rangle_{1,\dots,n} - \beta |g_{(\underbrace{1\dots 1}_{\in N_D} 0\dots 0)}\rangle_{1,\dots,n} \\ &+ |B_{10}\rangle_{in,D} (\alpha |g_{(\underbrace{1\dots 1}_{\in N_D} 0\dots 0)}\rangle_{1,\dots,n} + \beta |g_{(0\dots 0)}\rangle_{1,\dots,n} \\ &+ |B_{11}\rangle_{in,D} (\alpha |g_{(\underbrace{1\dots 1}_{\in N_D} 0\dots 0)}\rangle_{1,\dots,n} - \beta |g_{(0\dots 0)}\rangle_{1,\dots,n}). \end{aligned} \quad (4.12)$$

This can be seen using Eq. (3.24). After obtaining result B_{ij} corresponding to Bell state $|B_{ij}\rangle$, the correction operator

$$U(i, j)_{1,\dots,n} := \otimes_{a \in N_c} Z_a^i \cdot K_{a \in N_c}^{Oj}, \quad (4.13)$$

brings the resultant state to the desired encoded secret state

$$|S_g\rangle = \alpha |g_{(0\dots 0)}\rangle_{1,\dots,n} + \beta |g_{(\underbrace{1\dots 1}_{\in N_C} 0\dots 0)}\rangle_{1,\dots,n}. \quad (4.14)$$

In fact, Eq. (4.14) is analogous to the direct encoding approach of [4, 14], where a state is encoded directly onto a stabilizer space, or codespace. Again [4, 14] is more general than ours in that it covers all (k, n) , but again our scheme has the advantage of being set on qubits and explicitly and simply written down (where as in [4, 14] it is done with high dimensional stabilizer codes via error correction codes and is not readily understandable in terms of states).

From Eq. (4.14), it is clear that our dependency property (c.f. Sec. III B) can be used to show whether subsets of users have any dependence on the secret qubit $|S\rangle$ (if the two graph states in the equation are identical for some set of users, obviously there is no chance they could extract the quantum secret). However, the access properties now fails, and we have to check if the subset of players can access the quantum secret. In other words, we have to check whether the quantum secret state is coherently placed within the reduced density matrix, and if it is, whether it can be localised by LOCC.

This illustrates the difference between sharing classical and quantum secrets as discussed in detail in [14]. Although we do not have a general method at present to decide when a quantum secret can be extracted also, for the (n, n) and $(3, 5)$ threshold schemes we can see that the access structure remains the same. For a more general approach, links to the flow conditions for determinism in measurement based quantum com-

putation [17] seem very useful, as we see in our example below. We leave this to later work and for now concentrate on these two examples.

In the (n, n) case the initial state prepared by the dealer is the same as that for the key distillation protocol, shown in Fig. 7(a). After the teleportation steps QQ2 and QQ3, the players share the state

$$|S_g\rangle_{1,\dots,n} = \alpha|g_{(0\dots0)}\rangle_{1,\dots,n} + \beta|g_{(10\dots0)}\rangle_{1,\dots,n}, \quad (4.15)$$

encoding the quantum secret. The fact that any set of $n - 1$ players has no dependency on the secret follows from the dependency property from Sec. III B applied to the graph g , which, as in the case of the key distribution protocol, means the states $|g_{(\bar{0})}\rangle$ and $|g_{(10\dots0)}\rangle$ appear locally identical to any such set, and thus implies they cannot read the secret.

On the other hand by teleportation the secret state is coherently shared by all players, hence if acting all together, the

players can access the secret perfectly, and can certainly localise it to any chosen player by using quantum channels. If restricted to LOCC, they can in fact, also localise the secret onto any player. First we consider localising it to any player other than player 1. We can see this explicitly if rewrite the corresponding state (4.14) using (3.24) in the following way

$$\begin{aligned} |S_g\rangle_{1,\dots,n} &= \alpha|g_{(0\dots0)}\rangle_{1,\dots,n} + \beta|g_{(10\dots0)}\rangle_{1,\dots,n} \\ &= |g_{(0\dots0)}\rangle_{1,\dots,n/i}(\alpha|0\rangle_i + \beta|1\rangle_i) \\ &\quad + |g_{(10\dots0)}\rangle_{1,\dots,n/i}(\beta|0\rangle_i + \alpha|1\rangle_i); \end{aligned} \quad (4.16)$$

thus if player 1 measures X and the remaining players except player i measure Z , they can push the quantum state onto player i 's qubit. To push the secret state onto player 1, it is enough for the remaining players to measure in the Z basis (and of course communicate their result to player 1), as can be seen by rewriting the state as

$$\begin{aligned} |S_g\rangle_{1,\dots,n} &= \alpha|g_{(0\dots0)}\rangle_{1,\dots,n} + \beta|g_{(10\dots0)}\rangle_{1,\dots,n} \\ &= \sum_{m_2 \oplus \dots \oplus m_n = 0} |m_2 \dots m_n\rangle_{2,\dots,n}(\alpha|+\rangle_1 + \beta|-\rangle_1) + \sum_{m_2 \oplus \dots \oplus m_n = 1} |m_2 \dots m_n\rangle_{2,\dots,n}(\alpha|-\rangle_1 + \beta|+\rangle_1), \end{aligned} \quad (4.17)$$

where m_i is a bit and $|m_2 \dots m_n\rangle_{2,\dots,n}$ is a product of Pauli Z eigenstates.

We can see this another way, which may give hints of a possible way to check accessibility in more general cases. This starts from noting that Eq. (4.14) as having arisen from another scheme, not teleportation, analogous to the error correcting schemes in [18], uniting these approaches. To do this the dealer entangles the secret state $|S\rangle$ onto vertex 1 of the n GHZM state directly and measures it in the Z basis. By making the appropriate correction (based on the measurement outcome), the resultant state is that of (4.14).

Incidentally, we notice that our five party scheme is the same graph as the 5-qubit code in [18], which is perhaps not so surprising, since sharing a threshold scheme for quantum secrets is necessarily an error correcting scheme (though not the other way round) as pointed out in [4, 14]. Indeed this example appears in [4, 14] (although established in a different way).

Viewing Eq. (4.15) as having arisen in this way, we can imagine the state of the secret qubit entangled to the n GHZM state as the start of a measurement based computation with the secret qubit as the input. We then choose any one player as an output and application of the Flow conditions [17, 19] give an explicit way to direct the secret onto any one of the players' qubits by LOCC.

We thus have the following proposition.

Proposition 7. *The direct (n, n) scheme can be extended as above to give quantum secret sharing schemes with the same secrecy access structure. The secret can be localised onto any one of the authorized players by LOCC.*

In the $(3, 5)$ threshold case, the dealer starts with the state of Fig. 8(a). After teleportation steps ii) and iii) in the protocol, the players have the state

$$|S_g\rangle_{12345} = \alpha|g_{(00000)}\rangle_{12345} + \beta|g_{(11111)}\rangle_{12345}. \quad (4.18)$$

Again, the dependency property applied to the states $|g_{(00000)}\rangle$ and $|g_{(11111)}\rangle$ for the pentagon graph as in Fig. 6 imply that to any two players these states are identical, hence they have no dependency on the quantum secret, and so cannot access it.

The ability for three users to access the secret qubit can be seen to follow from the fact that it is also a two qubit erasure error correcting scheme [18]. In general this is not LOCC. We can see how this works explicitly writing the state,

$$\begin{aligned} |S_g\rangle_{12345} &= \alpha|g_{(00000)}\rangle_{12345} + \beta|g_{(11111)}\rangle_{12345} \\ &= 1/4(|B_{00}\rangle_{13}(\alpha|+\rangle_2 + \beta|-\rangle_2)|B_{01}\rangle_{45} \\ &\quad + |B_{01}\rangle_{13}(\alpha|+\rangle_2 - \beta|-\rangle_2)|B_{10}\rangle_{45} \\ &\quad + |B_{10}\rangle_{13}(\alpha|-\rangle_2 - \beta|+\rangle_2)|B_{00}\rangle_{45} \\ &\quad + |B_{11}\rangle_{13}(\alpha|-\rangle_2 + \beta|+\rangle_2)|B_{11}\rangle_{45}), \end{aligned} \quad (4.19)$$

where $|\pm\rangle = 1/\sqrt{2}(|0\rangle \pm |1\rangle)$. It is clear that if either pair, $\{v_1, v_3\}$ or $\{v_4, v_5\}$ measure in the Bell basis, they can localise the quantum secret onto player 2's qubit by telling her the result. After the Bell measurements, player 2's qubit will be projected into one of four possible states as seen above, which can be brought to $|S\rangle_2$ by the appropriate correction operation depending on the result (this will consist of a local Hadamard and possibly local X and Z flips). Similarly any set of three players can localise the secret onto one of their number by two

getting together and performing a Bell measure. This leads to the following proposition.

Proposition 8. *The direct (3, 5) scheme can be extended as above to give quantum secret sharing schemes with the same secrecy access structure. The secret can be localised onto one of the players in an authorized set using quantum channels.*

In [4] it is shown that there can exist no (3,4) QSS scheme using pure states - hence it is clear there is no way to extend the (3, 4) scheme in this way. This intriguingly coincides with the fact that we cannot see how to do a CQ for (3, 4) and may indicate a more fundamental connection.

V. EMBEDDED PROTOCOLS

We now present an example of an embedded protocol. That is, we embed the (n, n) protocols of the previous section into a larger graph, taking advantage of the fact that graph states are extremely useful for various quantum information tasks. The setting we imagine is where a quantum network is envisaged comprising of graph states, and we would like to do secret sharing on some sub-network of the total network. This may occur as a protocol in its own right or as part of a more involved protocol, possibly involving error correction and or MBQC.

We do this via a simple extension of a n -party GHZ states, which we call a n -GHZ tree state, depicted in Fig. 9.

Definition 8. *A n -GHZ tree state is any state where there is an n GHZM state embedded inside another graph, attached by any of the vertices except v_1 .*

We now imagine a situation where the dealer hands out this state to be shared by the players $\{v_1, \dots, v_n\}$ and the rest of the network, in this case the neighbours $\mathcal{N}_2, \dots, \mathcal{N}_n$ (which may overlap). We then ask, can we still use this state to do the secret sharing protocols of the last three sections. We find that we can, starting with the following proposition.

Proposition 9. *For all n -GHZ trees of (see Fig. 9), the bit $S = l_{12}$ forms an embedded (n, n) direct CC classical secret sharing scheme (within the subgroup of players $\{v_1, \dots, v_n\}$). This is true independent of the form of all possible sets of neighbours \mathcal{N}_i (including overlapping).*

The protocol would run as in the case of Sec. IV A, with the secret being encoded onto the bit $S = l_{12}$ on the n -GHZ tree. The validity of the proposition above can be seen since l_{12} can, and only can, be read by all n of the subset of $\{1, \dots, n\}$ players together. This requirement is implied by simple application of the dependency and access properties, which are unaffected by the addition of neighbours in this case. However, there is a subtlety introduced if the neighbours of one of the players may help.

For example, if a neighbour of player 2, say $v_j \in \mathcal{N}_2$, who, for simplicity's sake we say only neighbours 2 and no one else, the secret $S = l_{12}$ can be read by the players

$$\{v_1, v_3, v_4, \dots, v_n, v_j\}$$

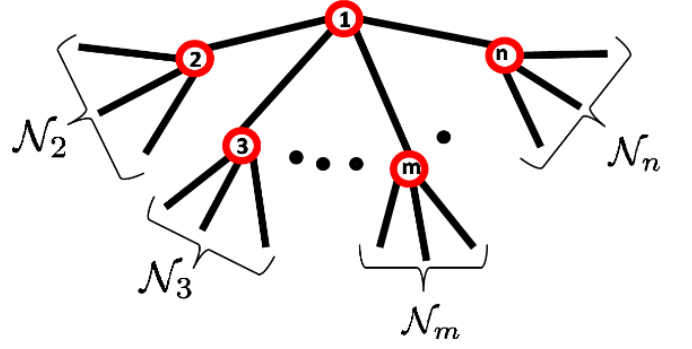


FIG. 9: (Color online) n -GHZ tree state. \mathcal{N}_i represents the neighbours of qubit v_i (minus v_1), and they are allowed to overlap. This state gives a (n, n) secret sharing schemes for qubits 1 to n (see propositions 9, 10 and 11).

since they can measure $K_1^\circ \cdot K_{j \in \mathcal{N}_2}^\circ$ (as it is nontrivial only on those players' systems). Thus they can find $l_{12} \oplus l_{j2} = S$ without player 2. However, when not allowing for the help of the neighbours, and only allowing players in the set $\{v_1, \dots, v_n\}$ to act together, all n must co-operate to find the secret, hence it acts as an (n, n) threshold scheme.

This would not work for the square (3, 4) or (3, 5) schemes since the secret is shared amongst all the players, so attaching neighbours to any would spread it out and hence it could not be found without measuring the neighbours also, by P2.

This embedded structure can also be extended to key distribution and quantum secret sharing. As in the (n, n) key distribution case the total state is made by taking the CC case and attaching a vertex to player 1, which is kept by the dealer. In the case of the n -GHZ tree state, the total state of dealer, players and neighbours is given by

$$\begin{aligned} |\mathcal{G}_{(\bar{0})}\rangle_{D,1,\dots,n,\mathcal{N}_2,\dots,\mathcal{N}_n} &= (|0\rangle_D |g_{(0\dots 0)}\rangle_{1,\dots,n,\mathcal{N}_2,\dots,\mathcal{N}_n} \\ &\quad + |1\rangle_D |g_{(10\dots 0)}\rangle_{1,\dots,n,\mathcal{N}_2,\dots,\mathcal{N}_n}) \\ &= \frac{e^{i\pi/4}}{\sqrt{2}} (|0'\rangle_D |g'_{(0\dots 0)}\rangle_{1,\dots,n,\mathcal{N}_2,\dots,\mathcal{N}_n} \\ &\quad - i|1'\rangle_D |g'_{(10\dots 0)}\rangle_{1,\dots,n,\mathcal{N}_2,\dots,\mathcal{N}_n}). \end{aligned} \quad (5.1)$$

The protocol would then run as in Sec. IV B, using this state. As explained above, if players $\{v_1, \dots, v_n\}$ work together, they can discriminate

$$|g_{(0\dots 0)}^{(\prime)}\rangle_{1,\dots,n,\mathcal{N}_2,\dots,\mathcal{N}_n}$$

and

$$|g_{(10\dots 0)}^{(\prime)}\rangle_{1,\dots,n,\mathcal{N}_2,\dots,\mathcal{N}_n}$$

because they can measure $k_1^{\circ,\square}$ as they only have support on $\{v_1, \dots, v_n\}$. Hence they can access the key. With the dealer and the players these measurements correspond to measuring stabilizers K_1° and $K_D^\circ \cdot K_1^\circ$ of the total graph (that of Fig. 9

with the dealer attached to vertex 1). Again, from the dependency arguments P1 any subset of $\{v_1, \dots, v_n\}$ cannot, though again, the same subtleties hold regarding the help of the neighbours.

With regards to security against an eavesdropper, unfortunately we cannot check all stabilizers in here as we did in the (n, n) case, since the remaining stabilizers have support outside qubits $\{1, \dots, n\}$. However, we can check that it remains in a secure subspace, as for the $(3, 5)$ case in Sec. IV B.

Let h denote the subgraph induced by removing all neighbouring sets $\{\mathcal{N}_i\}$ from Fig. 9 plus a dealer vertex attached to v_1 (giving the graph as in Fig. 7(a)), and $|h_{\vec{\eta}_{*2}}\rangle$ the associated encoded graph state. If the expectation values of K_1° and $K_D^\circ \cdot K_1^\circ$ are both $+1$ (as can be checked by sacrificing part of the sifted key), then we can be sure that the state of the dealer and players $\{v_1 \dots v_n\}$ are in the subspace

$$\{|h_{00\vec{\eta}_{*2}^{(2, \dots, n)}}\rangle_{D1, \dots, n}\}.$$

That is, in the subspace such that the first two entries of the bit string are zero, and the remaining $n - 1$ elements are free, which we denote with bit string

$$\vec{\eta}_{*2}^{(2, \dots, n)}$$

(i.e., the subspace spanned by all such bit strings).

If we now call p the graph after also removing the dealer's qubit (i.e. the $nGHZM$ graph), the complete state of the dealer, players $\{v_1 \dots v_n\}$, and any environment E (including the neighbours and possible eavesdropper) can therefore be

written as

$$\begin{aligned} |\Psi\rangle_{ED1, \dots, n} = & 2^{-1/2} \sum_{\vec{\eta}_{*2}^{(2, \dots, n)}} \alpha_{\vec{\eta}_{*2}^{(2, \dots, n)}} (|0\rangle_D |p_{0\vec{\eta}_{*2}^{(2, \dots, n)}}\rangle_{1, \dots, n} \\ & + |1\rangle_D |p_{1\vec{\eta}_{*2}^{(2, \dots, n)}}\rangle_{1, \dots, n}) |\vec{\eta}_{*2}^{(2, \dots, n)}\rangle_E, \end{aligned} \quad (5.2)$$

where the summation is over the bit string $\vec{\eta}_{*2}^{(2, \dots, n)}$. Tracing out all the players, we have that the state of the dealer and the environment is $\rho_E \otimes \mathbb{1}/2_D$; thus we see that the mutual information between the environment and the dealer is zero.

Hence, on the condition that the value of K_1° and $K_D^\circ \cdot K_1^\circ$ are both found to be $+1$, any environment, including a possible eavesdropper, can have no information about the key. If the measurement results do not satisfy this condition, they should be discarded as in Sec. IV B. Thus, we thus have the following proposition.

Proposition 10. *For all n -GHZ trees of n qubits (see Fig. 9), the bit l_1 forms an embedded (n, n) key distribution QC secret sharing scheme (within the subgroup of players $\{v_1, \dots, v_n\}$). This is true independent of the form of all possible sets of neighbours \mathcal{N}_i (including overlapping).*

We can also see how to extend this embedded protocol to sharing a quantum secret. As in Sec. IV C, the dealer uses the state of the key distillation protocol, in this case (5.1), to teleport the secret qubit onto the player's qubits giving the encoded state dealt to the players and their neighbours

$$\begin{aligned} |S_g\rangle_{1, \dots, n, \mathcal{N}_2 \dots \mathcal{N}_n} &= \alpha |g(0 \dots 0)\rangle_{1, \dots, n, \mathcal{N}_2, \dots, \mathcal{N}_n} + \beta |g(10 \dots 0)\rangle_{1, \dots, n, \mathcal{N}_2, \dots, \mathcal{N}_n} \\ &= \sum_{m_2 \oplus \dots \oplus m_n = 0} |m_2 \dots m_n\rangle_{2, \dots, n} |\mathcal{N}_{\vec{m}_{*2}}\rangle_{\mathcal{N}_2 \dots \mathcal{N}_n} (\alpha |+\rangle_1 + \beta |-\rangle_1) \\ &\quad + \sum_{m_2 \oplus \dots \oplus m_n = 1} |m_2 \dots m_n\rangle_{2, \dots, n} |\mathcal{N}_{\vec{m}_{*2}}\rangle_{\mathcal{N}_2 \dots \mathcal{N}_n} (\alpha |-\rangle_1 + \beta |+\rangle_1), \end{aligned} \quad (5.3)$$

with \mathcal{N} the subgraph of the set $\{\mathcal{N}_2 \dots \mathcal{N}_n\}$, $|\mathcal{N}_{\vec{m}_{*2}}\rangle_{\mathcal{N}_2 \dots \mathcal{N}_n}$ the associated encoded graph state, and bit string \vec{m}_{*2} is a function of bit values $\{m_2, \dots, m_n\}$.

From this it is clear that if players $\{v_2, \dots, v_n\}$ measure in the Z basis, they project the state of player 1's qubit onto either $\alpha |+\rangle_1 + \beta |-\rangle_1$ or $\alpha |-\rangle_1 + \beta |+\rangle_1$ if the total parity is odd or even respectively. These can be taken to the original secret state $|S\rangle_1$ by the action of correction operator $U_1^{\text{even}} = H_1$ for even parity, and $U_1^{\text{odd}} = H_1 Z_1$ for odd parity. Again the dependency rules used in the CC mean that any less than complete set in the set of players v_1, \dots, v_n can not access the secret. Thus we have the following proposition.

Proposition 11. *For all n -GHZ trees of n qubits (see Fig. 9), the bit l_1 forms an embedded (n, n) QQ quantum secret sharing scheme (within the subgroup of players $\{v_1, \dots, v_n\}$).*

This is true independent of the form of all possible sets of neighbours \mathcal{N}_i (including overlapping).

The QQ is perhaps the most useful of the embedded protocols as it could readily be seen as part of an extended network, for example, the input to our protocol could occur as an output of some previous MBQC, and the output of our protocol could be the input to a subsequent computation.

VI. CONCLUSIONS

We have seen that graph states are a good resource giving a unified approach to secret sharing of both quantum and classical secrets, in the presence of an eavesdropper. The protocols presented can be clearly understood from simple properties of

classical information on graph states we have showed. In particular this gives a new way to generate protocols of addressing the second situation, that of sharing a quantum secret in the presence of eavesdropper, beyond (n, n) for the first time. Explicitly we have presented the case of a $(3, 5)$ secret sharing protocol for such a setting. Further we have introduced so-called embedded secret sharing protocols as a first step to integrated quantum networks.

A natural question to ask next is how far can these ideas be pushed and which (k, n) can be covered. This then becomes a graph theoretic relabeling problem - where the labels are the secrets (more precisely the encoding of the secrets), and their access given by our rules. We expect that this way will result in many cases. However, we know that directly not all (k, n) cases can be solved. We can see for example that it is impossible to do a $(3, 2)$ direct secret sharing scheme with a graph state using our protocol. This can be seen easily, firstly by noticing that demanding single individuals get no information means all three must be entangled. Then we have two options, either the 3-GHZM, or the fully connected graph. In both cases it is easy to see that there is no way to choose an encoding of secret S onto the ℓ_{i2} such that all three pairings depend on it simultaneously (thus, they cannot all access it). The application of the graphical properties presented to this problem is an ongoing area of investigation.

We can also ask is it possible to extend the protocols in this work somehow to cover these cases which currently cause difficulty. One such extension may be possible via the connection between the sharing of quantum and classical secrets we have seen in our protocols. In [4] solutions to the general (k, n) sharing of a quantum secret were provided via connections made to error correction.

Although we arrived at our QQ from a different approach, not related to error correction, they can be thought of as stabilizer codes, so relating to those of [4], since all stabilizer codes can be thought of as graph codes [18]. A benefit of our approach is that we have been able to use intuitive graphical ideas to prove which players can access which information. Perhaps extending to higher dimensional graph states, we would be able to recapture the results of [4] for the most

general case seems likely to be possible for sharing quantum secrets. The next step would be to translate this to the key distribution protocol, which would be possible via the connections shown here.

As we have mentioned, there is also the outstanding questions of security for these protocols. Here we have seen security against certain classes of attacks, as in HBB [2]. The question of security for secret sharing is a large problem of current interest [20, 21, 22]. Another problem raised was that of noisy channels as it stands our protocol is not resilient to noise. This was also a problem for HBB, and it seems likely that the same approach used in [10] can be used to address both these problems, that is via connection with entanglement distillation. To this end the wealth of results on entanglement distillation for graph states [6] will help push this direction further.

We hope that this work will enable the integration of different quantum information protocols, for example secret computing. Perhaps the most interesting property of these schemes is their integratability. As quantum technologies become more accessible in the real world, it is likely that in a real network setting we would like to do combinations of tasks, without having to change and swap hardware. The embedded protocols here are a first step towards this goal, and we hope these ideas can pave the way for more integrated schemes.

Acknowledgments

DM acknowledges financial support from QICS, and BCS acknowledges financial support from CIFAR, MITACS, iCORE, and NSERC. BCS appreciates valuable, seminal discussions with Anirban Roy and Somshubhro Bandyopadhyay in the early stages of this work and recent discussions with Vlad Gheorghiu and Robert B. Griffiths, who are engaged in related research. DM acknowledges enlightening discussions with Francesco Buscemi, Peter van Loock, Mehdi Mhalla, and Elham Kashefi.

-
- [1] A. Shamir, *Commun. ACM* **22**, 612 (1979).
 [2] M. Hillery, V. Bužek, and A. Berthiaume, *Phys. Rev. A* **59**, 1829 (1999).
 [3] N. Gisin, G. Ribordy, W. Tittel, and H. Zbinden. *Rev. Mod. Phys.* **74**, 145 (2002).
 [4] R. Cleve, D. Gottesman, and H-K. Lo, *Phys. Rev. Lett.* **83**, 648 (1999).
 [5] T. Tyc and B. C. Sanders, *Phys. Rev. A* **65**, 042310 (2002); T. Tyc, D. J. Rowe and B. C. Sanders, *J. Phys A: Math. Gen.* **36**, 7625 (2003); A. M. Lance, T. Symul, W. P. Bowen, T. Tyc, B. C. Sanders and P. K. Lam, *New J. Phys.* **5**, 4 (2003); A. M. Lance, T. Symul, W. Bowen, B. C. Sanders, and P. K. Lam. *Phys. Rev. Lett.* **92**, 177903 (2004); A. M. Lance, T. Symul, W. P. Bowen, B. C. Sanders T. Tyc, T. C. Ralph, and P. K. Lam, *Phys. Rev. A* **71**, 033814 (2005).
 [6] M. Hein, W. Dür, J. Eisert, R. Raussendorf, M. van den Nest, and H. J. Briegel, *quant-ph/0602096* (2006).
 [7] R. Raussendorf and H. J. Briegel, *Phys. Rev. Lett.* **86**, 5188 (2001).
 [8] C. H. Bennett and G. Brassard, in *Proc. IEEE International Conference on Computers, Systems, and Signal Processing*, Bangalore, India (IEEE, New York, 1984), 175.
 [9] A. Karlsson, M. Koashi, and N. Imoto, *Phys. Rev. A* **59**, 162 (1999).
 [10] K. Chen and H-K. Lo, *Quant. Info. Comp.* **7**, 689 (2007).
 [11] L. Xiao, G. L. Long, F-G. Deng, and J-W. Pan, *Phys. Rev. A* **69**, 052307 (2004).
 [12] P. Walther, K. J. Resch, T. Rudolph, E. Schenk, H. Weinfurter, V. Vedral, M. Aspelmeyer, and A. Zeilinger, *Nature (Lond.)* **434**, 169 (2005).
 [13] C.-Y. Lu, O. Ghune X.-Q. Zhang, W.-B. Gao, J. Zhang, Z. S. Yuan, A. Goebel, T. Yang, and J.-W. Pan, *Nature Phys.* **3**, 91

- (2007).
- [14] D. Gottesman, Phys. Rev. A **61**, 042311 (2000).
- [15] M. Murao, D. Jonathan, M. B. Plenio, and V. Vedral, Phys. Rev. A **59**, 156 (1999).
- [16] A. Ekert, Phys. Rev. Lett. **67**, 661 (1991).
- [17] V. Danos and E. Kashefi, Phys. Rev. A **74**, 052310 (2006).
- [18] D. Schlingemann and R. F. Werner, Phys. Rev. A **65**, 012308 (2001).
- [19] D. E. Browne, E. Kashefi, M. Mhalla, and S. Perdix, New J. Phys. **9**, 250 (2007).
- [20] R. Demkowicz-Dobrzanski, A. Sen De, U. Sen, M. Lewenstein quant-ph/0802.1811 (2008).
- [21] R. Matsumoto, Phys. Rev. A **76**, 062316 (2007).
- [22] S. K. Singh and R. Srikanth, Phys. Rev. A **71**, 012328 (2005).