

Influence of primordial magnetic fields on 21 cm emission

Dominik R. G. Schleicher, Robi Banerjee, Ralf S. Klessen
*Institute of Theoretical Astrophysics / ZAH,
 Albert-Ueberle-Str. 2,
 D-69120 Heidelberg,
 Germany*

dschleic@ita.uni-heidelberg.de, banerjee@ita.uni-heidelberg.de,
 rklessen@ita.uni-heidelberg.de

ABSTRACT

Magnetic fields in the early universe can significantly alter the thermal evolution and the ionization history during the dark ages. This is reflected in the 21 cm line of atomic hydrogen, which is coupled to the gas temperature through collisions at high redshifts, and through the Wouthuysen-Field effect at low redshifts. We present a semi-analytic model for star formation and the build-up of a Lyman α background in the presence of magnetic fields, and calculate the evolution of the mean 21 cm brightness temperature and its frequency gradient as a function of redshift. We further discuss the evolution of linear fluctuations in temperature and ionization in the presence of magnetic fields and calculate the effect on the 21 cm power spectrum. At high redshifts, the signal is increased compared to the non-magnetic case due to the additional heat input into the IGM from ambipolar diffusion and the decay of MHD turbulence. At lower redshifts, the formation of luminous objects and the build-up of a Lyman α background can be delayed by a redshift interval of 10 due to the strong increase of the filtering mass scale in the presence of magnetic fields. This tends to decrease the 21 cm signal compared to the zero-field case. In summary, we find that 21 cm observations may become a promising tool to constrain primordial magnetic fields.

Subject headings: atomic processes — magnetic fields — turbulence — cosmology: theory — cosmology: early universe

1. Introduction

21 cm observations are a promising tool to observe the universe at early times, during and even before the epoch of reionization. This possibility was suggested originally by Purcell & Field (1956), and significant progress in instrumentation and the development of radio telescopes has brought us close to the first observations from radio telescopes like LOFAR¹. While one of the main purposes is to increase our understanding of cosmological reionization (de Bruyn et al. 2002), a number of further exciting applications have been suggested in the mean time. Loeb & Zaldarriaga

(2004) demonstrated how 21 cm measurements can probe the thermal evolution of the IGM at a much earlier time, at redshifts of $z \sim 200$. Barkana & Loeb (2005) suggested a method that separates physical and astrophysical effects and thus allows to probe the physics of the early universe. Furlanetto, Oh & Pierpaoli (2006) showed how the effect of dark matter annihilation and decay would be reflected in the 21 cm line, and effects of primordial magnetic fields have been considered by Tashiro & Sugiyama (2006).

Indeed, primordial magnetic fields can affect the early universe in various ways. The ther-

¹<http://www.lofar.org>

mal evolution is significantly altered by ambipolar diffusion heating and decaying MHD turbulence (Sethi & Subramanian 2005; Sethi, Nath & Subramanian 2008; Schleicher, Banerjee & Klessen 2008). Kim, Olindo & Riccio (1996) calculated the effect of the Lorentz force on structure formation and showed that additional power is present on small scales in the presence of primordial magnetic fields. It was thus suggested that reionization occurs earlier in the presence of primordial magnetic fields (Sethi & Subramanian 2005; Tashiro & Sugiyama 2006). However, as pointed out by Gnedin (2005), the characteristic mass scale of star forming halos, the so-called filtering mass, increases significantly when the temperature is increased. For comoving field strengths of ~ 1 nG, we found that the filtering mass scale is shifted to scales where the power spectrum is essentially independent of the magnetic field (Schleicher, Banerjee & Klessen 2008). Reionization is thus delayed in the presence of primordial magnetic fields. We further found upper limits of the order 1 nG, based on the Thomson scattering optical depth measured by WMAP 5 (Komatsu et al. 2008; Nolte et al. 2008) and the requirement that reionization ends at $z \sim 6$ (Becker et al. 2001).

The presence of primordial magnetic fields can have interesting implications on first star formation as well. In the absence of magnetic fields, Abel, Bryan & Norman (2002) and Bromm & Larson (2004) suggested that the first stars should be very massive, perhaps with ~ 100 solar masses. Clark, Glover & Klessen (2008) and Omukai, Schneider & Haiman (2008) argued that in more massive and perhaps metal-enriched galaxies, fragmentation should be a lot more effective and lead to the formation of rather low-mass stars, due to a stage of efficient cooling (Omukai, Schneider & Haiman 2008). Magnetic fields may change this picture, as they may cause outflows and jets (Machida et al. 2006) and possibly reduce the final stellar mass (Silk & Langer 2006). Thus, stronger observational constraints on the environmental conditions are necessary for our understanding of star formation during the dark ages of the universe.

21 cm measurements can try to address this question in two ways: During the dark ages of

the universe, at redshifts $z \sim 200$ well before the formation of the first stars, the spin temperature of hydrogen is coupled to the gas temperature via collisional de-excitation by hydrogen atoms (Allison & Dalgarno 1969; Zygelman 2005) and free electrons (Smith 1966; Furlanetto & Furlanetto 2007), constituting a probe at very early times. While collisional de-excitation becomes inefficient due to the expansion of the universe, the first stars will build up a Lyman α background that will cause a deviation of the spin temperature from the radiation temperature by the Wouthuysen-Field effect (Wouthuysen 1952; Field 1958). As primordial magnetic fields may shift the onset of reionization, the onset of this coupling constitutes an important probe on the presence of such fields. We address these possibilities in the following way: In §2, we review our treatment of the IGM in the presence of primordial magnetic fields. The evolution of the 21 cm background and the role of Lyman α photons is discussed in §3. The evolution of linear perturbations in temperature and ionization is calculated in §4. The results for the power spectrum are given in §5, and the results are further discussed in §6.

2. The evolution of the IGM

As indicated in the introduction, primordial magnetic fields can have a strong impact on the evolution of the IGM before reionization. Once the first luminous objects form, their feedback must also be taken into account. In this section, we review the basic ingredients of our treatment of the IGM between recombination and reionization. We refer the interested reader to Schleicher, Banerjee & Klessen (2008) for more details.

2.1. The RECFAST code

Our calculation is based on a modified version of the RECFAST code² (Seager, Sasselov & Scott 2000, 1999) that calculates recombination and the freeze-out of electrons. The calculation of helium recombination was recently updated by Wong, Moss & Scott (2007). We have extended this code by including a model for reionization in the context of primordial magnetic fields

²<http://www.astro.ubc.ca/people/scott/recfast.html>

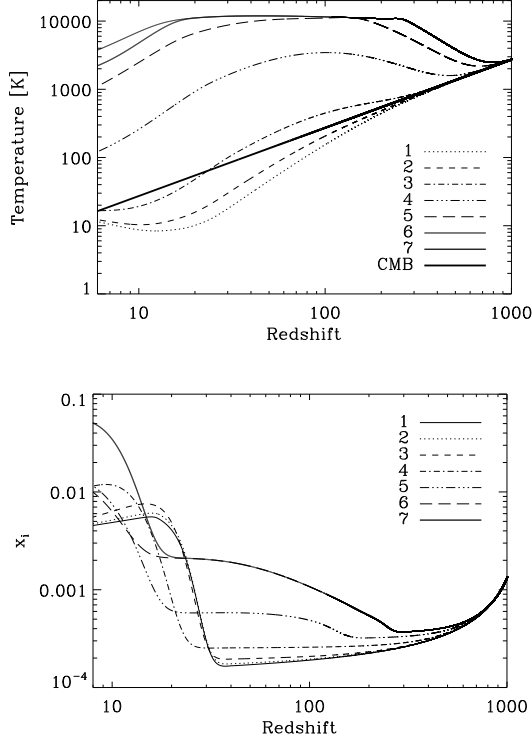


Fig. 1.— Evolution of gas temperature (upper panel) and ionized fraction (lower panel) in the medium that was not yet affected by UV feedback. The details of the models are given in Table 1.

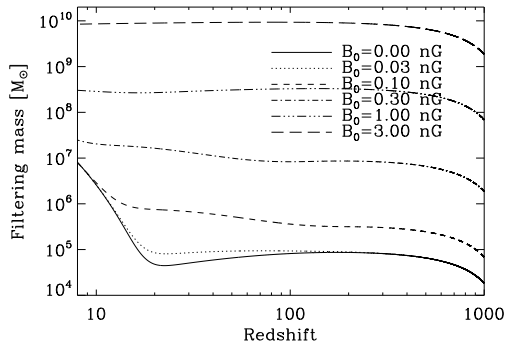


Fig. 2.— Evolution of the filtering mass scale for different comoving magnetic field strengths.

Schleicher, Banerjee & Klessen (2008). The equation for the temperature evolution is given as

$$\frac{dT}{dz} = \frac{8\sigma_T a_R T_r^4}{3H(z)(1+z)m_e c} \frac{x_e}{1+f_{\text{He}}+x_e} (T - T_r) + \frac{2T}{1+z} - \frac{2(L_{\text{heat}} - L_{\text{cool}})}{3nk_B H(z)(1+z)}, \quad (1)$$

where L_{heat} is the new heating term (see §2.2, §2.3 and §3.2), L_{cool} the cooling by Lyman α emission, bremsstrahlung and recombinations, σ_T is the Thomson scattering cross section, a_R the Stefan-Boltzmann radiation constant, m_e the electron mass, c the speed of light, k_B Boltzmann's constant, n the total number density, $x_e = n_e/n_H$ the electron fraction per hydrogen atom, $H(z)$ is the Hubble factor and f_{He} is the number ratio of He and H nuclei, which can be obtained as $f_{\text{He}} = Y_p/4(1 - Y_p)$ from the mass fraction Y_p of He with respect to the total baryonic mass. The evolution of the ionized fraction of hydrogen, x_p , is given as

$$\frac{dx_p}{dz} = \frac{[x_e x_p n_H \alpha_H - \beta_H (1 - x_p) e^{-h_p \nu_{H,2s}/k_B T}]}{H(z)(1+z)[1 + K_H(\Lambda_H + \beta_H)n_H(1 - x_p)]} \times [1 + K_H \Lambda_H n_H(1 - x_p)] - f_{\text{ion}}. \quad (2)$$

In this equation, n_H is the number density of hydrogen atoms and ions, h_p Planck's constant, f_{ion} describes ionization from X-rays and UV photons (see §2.3), and the parametrized case B recombination coefficient for atomic hydrogen α_H is given by

$$\alpha_H = F \times 10^{-13} \frac{at^b}{1+ct^d} \text{ cm}^3 \text{ s}^{-1} \quad (3)$$

with $a = 4.309$, $b = -0.6166$, $c = 0.6703$, $d = 0.5300$ and $t = T/10^4 \text{ K}$, which is a fit by Péquignot et al. (1991) to the coefficient of Hummer (1994). This coefficient takes into account that direct recombination into the ground state does not lead to a net increase of neutral hydrogen atoms, since the photon emitted in the recombination process can ionize other hydrogen atoms in the neighbourhood.

The fudge factor $F = 1.14$ serves to speed up recombination and is determined from comparison with the multilevel-code. The photoionization coefficient β_H is calculated from detailed balance at high redshifts as described by Seager, Sasselov & Scott (2000, 1999). Once the

ionized fraction drops below 98%, it is instead calculated from the photoionization cross section given by Sasaki & Takahara (1993), as detailed balance may considerably overestimate the photoionization coefficient in case of additional energy input at low redshift. The wavelength $\lambda_{\text{H},2p}$ corresponds to the Lyman- α transition from the $2p$ state to the $1s$ state of the hydrogen atom. The frequency for the two-photon transition between the states $2s$ and $1s$ is close to Lyman- α and is thus approximated by $\nu_{\text{H},2s} = c/\lambda_{\text{H},2p}$ (i.e., the same averaged wavelength is used). Finally, $\Lambda_{\text{H}} = 8.22458 \text{ s}^{-1}$ is the two-photon rate for the transition $2s$ - $1s$ according to Goldman (1989) and $K_{\text{H}} \equiv \lambda_{\text{H},2p}^3/[8\pi H(z)]$ the cosmological redshifting of Lyman α photons. To take into account UV feedback, which can not be treated as a background but creates locally ionized bubbles, we further calculate the volume-filling factor Q_{HII} of ionized hydrogen according to the prescriptions of (Shapiro & Giroux 1987; Haiman & Loeb 1997; Barkana & Loeb 2001; Loeb & Barkana 2001; Choudhury & Ferrara 2005; Schneider et al. 2006). We assume that the temperature in the ionized medium is the maximum between 10^4 K and the temperature in the overall neutral gas. The latter is only relevant if primordial magnetic fields have heated the medium to temperatures above 10^4 K before it was ionized.

2.2. Heating due to primordial magnetic fields

The presence of magnetic fields leads to two different contributions to the heating rate, one coming from ambipolar diffusion and one resulting from the decay of MHD turbulence. In the first case, the contribution can be calculated as (Sethi & Subramanian 2005; Cowling 1956; Schleicher, Banerjee & Klessen 2008):

$$L_{\text{ambi}} \sim \frac{\rho_n}{16\pi^2\gamma\rho_b^2\rho_i} \frac{B^4}{L^2}. \quad (4)$$

Here, ρ_n , ρ_i and ρ_b are the mass densities of neutral hydrogen, ionized hydrogen and all baryons. The ion-neutral coupling coefficient is calculated using the updated zero drift velocity momentum transfer coefficients of Pinto & Galli (2008) for collisions of H^+ with H and He . The coherence length L is estimated as the inverse of the Alfvén damping wavelength k_{max}^{-1}

given by (Jedamzik, Katalinić & Olinto 1998; Subramanian & Barrow 1998; Seshadri & Subramanian 2001) as

$$k_{\text{max}} \sim 234 \text{ Mpc}^{-1} \left(\frac{B_0}{10^{-9} \text{ G}}\right)^{-1} \left(\frac{\Omega_m}{0.3}\right)^{1/4} \times \left(\frac{\Omega_b h^2}{0.02}\right)^{1/2} \left(\frac{h}{0.7}\right)^{1/4}, \quad (5)$$

which is the scale on which fluctuations in the magnetic field are damped out during recombination. The comoving magnetic field is denoted as $B_0 = B/(1+z)^2$.

For decaying MHD turbulence, we adopt the prescription of Sethi & Subramanian (2005),

$$L_{\text{decay}} = \frac{B_0(t)^2}{8\pi} \frac{3\tilde{\alpha}}{2} \frac{[\ln(1+t_d/t_i)]^{\tilde{\alpha}} H(t)}{[\ln(1+t_d/t_i) + \ln(t/t_i)]^{\tilde{\alpha}+1}}, \quad (6)$$

where t is the cosmological time at redshift z , t_d is the dynamical timescale, t_i the time where decay starts, i. e. after the recombination epoch when velocity perturbations are no longer damped by the large radiative viscosity, z_i is the corresponding redshift. For a power spectrum of the magnetic field with power-law index α , the parameter $\tilde{\alpha}$ is given as $\tilde{\alpha} = 2(\alpha + 3)/(\alpha + 5)$ (Olesen 1997; Shiromizu 1998; Christensson, Hindmarsh & Brandenburg 2001; Banerjee & Jedamzik 2003). In the generic case, we expect the power spectrum of the magnetic field to have a maximum at the scale of the coherence length, and the heat input by MHD decay should be determined from the positive slope corresponding to larger scales (Müller & Biskamp 2000; Christensson, Hindmarsh & Brandenburg 2001; Banerjee & Jedamzik 2003, 2004). We thus adopt $\alpha = 3$ for the calculation. We estimate the dynamical timescale as $t_d = L/v_A$, where $v_A = B/\sqrt{4\pi\rho_b}$ is the Alfvén velocity and ρ_b the baryon mass density. The evolution of the magnetic field as a function of redshift can be determined from the magnetic field energy density $E_B = B^2/8\pi$, which evolves as (Sethi & Subramanian 2005)

$$\frac{dE_B}{dt} = -4H(t)E_B - L_{\text{ambi}} - L_{\text{decay}}. \quad (7)$$

For the models given in Table 1, the evolution of temperature and ionization in the overall neutral

medium, i. e. the gas that was not yet affected by UV photons from reionization, is given in Fig. 1.

2.3. The filtering mass scale and stellar feedback

The universe becomes reionized due to stellar feedback. We assume here that the star formation rate (SFR) is proportional to the change in the collapsed fraction f_{coll} , i. e. the fraction of mass in halos more massive than m_{min} . This fraction is given by the formalism of Press & Schechter (1974). In Schleicher, Banerjee & Klessen (2008), we have introduced the generalized filtering mass $m_{F,B}$, given as

$$M_{F,B}^{2/3} = \frac{3}{a} \int_0^a da' M_g^{2/3}(a') \left[1 - \left(\frac{a'}{a} \right)^{1/2} \right], \quad (8)$$

where $a = 1/(1+z)$ is the scale factor and M_g is the maximum of the thermal Jeans mass M_J and the magnetic Jeans mass $M_{J,m}$, the mass scale below which magnetic pressure gradients can counteract gravitational collapse (Sethi & Subramanian 2005; Subramanian & Barrow 1998). The concept of the filtering mass, i. e. the halo mass for which the baryonic and dark matter evolution can decouple, goes back to Gnedin & Hui (1998), see also Gnedin (2005). To take into account the back reaction of the photo-heated gas on structure formation, the Jeans mass is calculated from the effective temperature $T_{eff} = Q_{HII} T_{max} + (1 - Q_{HII}) T$, where $T_{max} = \max(10^4 \text{ K}, T)$ (Schneider et al. 2006). The evolution of the filtering mass for different magnetic field strengths is given in Fig. 2.1.

We define $m_{\text{min}} = \max(M_{F,B}, 10^5 M_{\odot})$, where $10^5 M_{\odot}$ is the minimal mass scale for which baryons can cool efficiently, as found in simulations of Greif et al. (2008). We take into account X-ray feedback that can penetrate into the IGM due to its long mean-free path, as well as feedback from UV photons produced in the star forming regions. As we showed in Paper I, Population II stars can not reionize the universe efficiently. It is thus reasonable to assume that the first luminous sources were indeed massive Pop. III stars. While this may no longer be true once chemical and radiative feedback becomes efficient and leads to a different mode of star formation, such a transition seems not important for the main purpose of this work, which is to demonstrate how pri-

mordial magnetic fields shift the onset of reionization and the epoch where a Lyman α background builds up initially. We thus adopt model B of Schleicher, Banerjee & Klessen (2008), which uses an escape fraction of 100% if the virial temperature is below 10^4 K , and 10% otherwise, and which assumes that 4×10^4 UV photons are emitted per stellar baryon during the lifetime of the star.

3. The 21 cm background

The 21 cm brightness temperature depends on the hyperfinestructure level populations of neutral hydrogen, which is described by the spin temperature T_{spin} . In this section, we review the physical processes that determine the spin temperature, discuss the build-up of a Lyman- α background that can couple the spin temperature to the gas temperature at low redshift, and discuss various sources of 21 cm brightness fluctuations.

3.1. The spin temperature

The observed 21 cm brightness temperature fluctuation can then be conveniently expressed as (Furlanetto, Oh & Briggs 2006)

$$\begin{aligned} \delta T_b &= 27 x_H (1 + \delta) \left(\frac{\Omega_b h^2}{0.023} \right) \left(\frac{0.15}{\Omega_m h^2} \frac{1+z}{10} \right)^{1/2} \\ &\times \left(\frac{T_S - T_r}{T_S} \right) \left(\frac{H(z)/(1+z)}{dv_{||}/dr_{||}} \right) \text{ mK}, \quad (9) \end{aligned}$$

where δ is the fractional overdensity, x_H the neutral fraction, Ω_b and Ω_m the cosmological density parameters for baryonic and total mass, and $dv_{||}/dr_{||}$ the gradient of the proper velocity along the line of sight, including the Hubble expansion. The spin temperature T_{spin} is given as.

$$T_{spin}^{-1} = \frac{T_r^{-1} + x_c T^{-1} + x_{\alpha} T_c^{-1}}{1 + x_c + x_{\alpha}}, \quad (10)$$

where T_c is the colour temperature, $x_c = x_c^{HH} + x_c^{eH}$ the collisional coupling coefficient, given as the sum of the coupling coefficient with respect to hydrogen atoms, $x_c^{HH} = \kappa_{1-0}^H n_H T_*/A_{10} T_r$, and the coupling coefficient with respect to electrons, $x_c^{eH} = \kappa_{1-0}^e n_e T_*/A_{10} T_r$. Further, n_H denotes the number density of hydrogen atoms, $T_* = 0.068 \text{ K}$ the temperature corresponding to the 21 cm transition and $A_{10} = 2.85 \times 10^{-15} \text{ s}^{-1}$ the Einstein coefficient for radiative de-excitation.

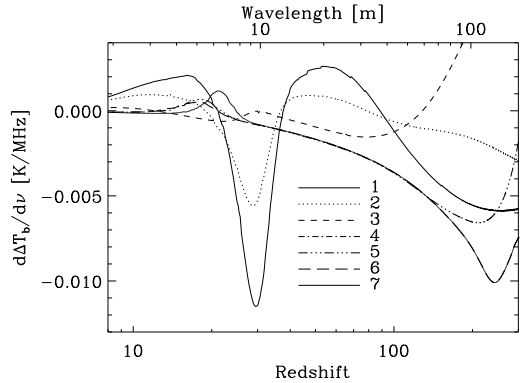
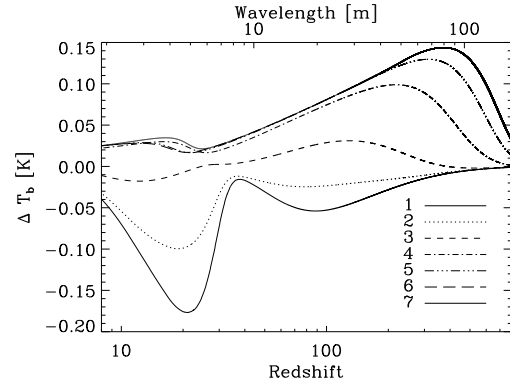
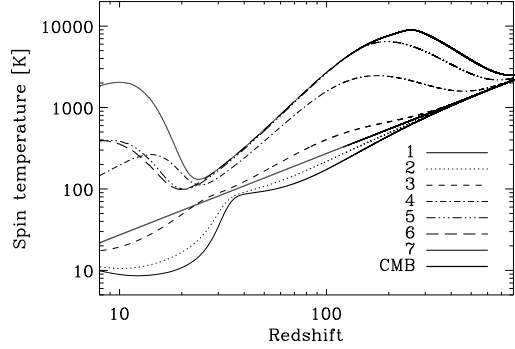
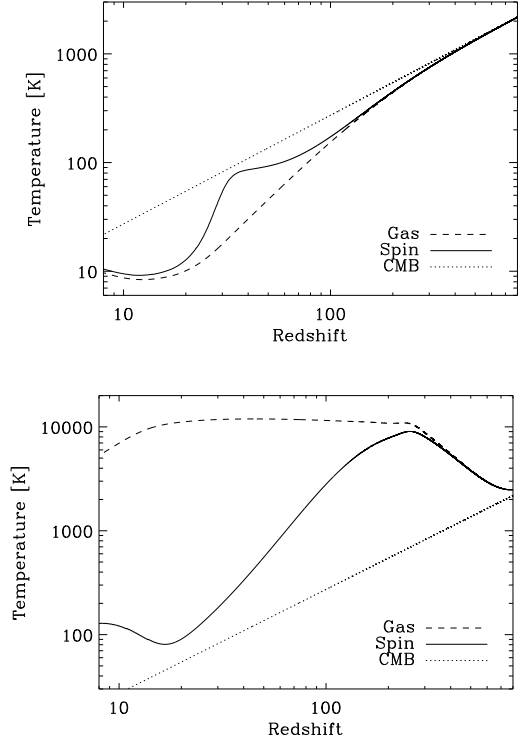


Fig. 3.— CMB, gas and spin temperature in the gas unaffected by reionization, for a star formation efficiency $f_* = 10^{-3}$, in the zero field case (upper panel) and for a field strength of 0.8 nG (lower panel). In the absence of magnetic fields, gas and CMB are strongly coupled due to efficient Compton scattering of CMB photons. At about redshift 200, the gas temperature decouples and evolves adiabatically, until it is reheated due to X-ray feedback. The spin temperature follows the gas temperature until redshift ~ 100 . Collisional coupling then becomes less effective, but is replaced by the Wouthuysen-Field coupling at $z \sim 25$. In the presence of magnetic fields, additional heat goes into the gas, it thus decouples earlier and its temperature rises above the CMB. Wouthuysen-Field coupling becomes effective only at $z \sim 15$, as the high magnetic Jeans mass delays the formation of luminous sources significantly.

Fig. 4.— The mean evolution in the overall neutral gas, calculated for the models described in Table 1. Top: The spin temperature. Middle: The mean brightness temperature fluctuation. Bottom: The frequency gradient of the mean brightness temperature fluctuation.

For the collisional de-excitation rate through hydrogen, κ_{1-0}^H , we use the recent calculation of Zygelman (2005), and we use the new rate of Furlanetto & Furlanetto (2007) for the collisional de-excitation rate through electrons, κ_{1-0}^H . When both the spin and gas temperature are significantly larger than the spin exchange temperature $T_{se} = 0.4$ K, as it is usually the case, the colour temperature is given as

$$T_c = T \left(\frac{1 + T_{se}/T}{1 + T_{se}/T_{spin}} \right). \quad (11)$$

Spin and colour temperature thus depend on each other and need to be solved for simultaneously. The Wouthuysen-Field coupling coefficient is given as

$$x_\alpha = S_\alpha \frac{J_\alpha}{J_c}, \quad (12)$$

where $J_c = 1.165 \times 10^{-10} (1+z)/20 \text{ cm}^{-2} \text{ s}^{-1} \text{ Hz}^{-1} \text{ sr}^{-1}$ and J_α is the proper Lyman α photon intensity, given as

$$J_\alpha(z) = \sum_{n=2}^{n_{\max}} f_{\text{rec}}(n) \int_z^{z_{\max}} dz' \frac{(1+z')^2}{4\pi} \frac{c}{H(z')} \epsilon(\nu'_n, z') \quad (13)$$

(see also Barkana & Loeb 2005). f_{rec} is the recycling probability of Lyman n photons (Pritchard & Furlanetto 2006; Hirata 2006), $H(z)$ the Hubble function at redshift z , c the speed of light, n_{\max} the highest considered Lyman n resonance, z_{\max} the highest redshift at which star formation might occur and $\epsilon(\nu, z)$ the comoving emissivity. We adopt $n_{\max} = 30$ and $z_{\max} = 40$. The suppression factor S_α can be calculated as (Chuzhoy & Shapiro 2006; Furlanetto & Pritchard 2006)

$$S_\alpha = \exp \left(-0.803 T^{-2/3} (10^{-6} \tau_{\text{GP}})^{1/3} \right) \quad (14)$$

from the optical depth for Lyman α photons,

$$\tau_{\text{GP}} \sim 3 \times 10^5 x_{\text{HI}} \left(\frac{1+z}{7} \right)^{3/2}. \quad (15)$$

Examples for the evolution of the gas, spin and CMB temperature in the zero-field case and for a magnetic field of 0.8 nG are given in Fig. 3.

3.2. The build-up of a Lyman- α background

In the dark ages, the universe is transparent to photons between the Lyman α line and the

Lyman limit. Luminous sources can thus create a radiation background between these frequencies that is redshifted during the expansion of the universe. When a photon is shifted into a Lyman line, it is scattered and can couple the spin temperature to the gas temperature as described above. As shown by Hirata (2006) and Barkana & Loeb (2005), a population of Pop. III stars can already produce a significant amount of Lyman α radiation around redshift 25. We assume that emission is proportional to the star formation rate, which is assumed to be proportional to the change in the collapsed fraction f_{coll} . It thus depends on the evolution of the generalized filtering mass in the presence of magnetic fields. As discussed in Furlanetto, Oh & Briggs (2006) and Barkana & Loeb (2005), the comoving emissivity is given as

$$\epsilon(\nu, z) = f_* n_b \epsilon_b(\nu) \frac{df_{\text{coll}}}{dt}, \quad (16)$$

where n_b is the comoving baryonic number density and $\epsilon_b(\nu)$ the number of photons produced in the frequency interval $\nu \pm d\nu/2$ per baryon incorporated in stars. The emissivity is approximated as a power law $\epsilon_b(\nu) \propto \nu^{\alpha_s - 1}$, and the parameters must be chosen according to the model for the stellar population. As discussed above, we assume that the first stars are massive Pop. III stars, and adopt the model of Barkana & Loeb (2005) with $N_\alpha = 2670$ photons per stellar baryon between the Lyman α and the Lyman β line and a spectral index $\alpha_s = 1.29$

In addition, secondary effects from X-ray photons may lead to excitation of hydrogen atoms and the production of further Lyman α photons. We calculate the production of Lyman α photons from the X-ray background for consistency. The contribution from the X-rays is then given as (Chen & Miralda-Escudé 2006; Chuzhoy, Alvarez & Shapiro 2006; Furlanetto, Oh & Briggs 2006)

$$\begin{aligned} \Delta x_\alpha^{X\text{-ray}} &= 0.05 S_\alpha f_X \left(\frac{f_{X,\text{coll}}}{1/3} \frac{f_*}{0.1} \frac{df_{\text{coll}}/dz}{0.01} \right) \\ &\times \left(\frac{1+z}{10} \right)^3. \end{aligned} \quad (17)$$

We adopt $f_X = 0.5$, and calculate $f_{X,\text{coll}}$ from the fit-formulae of Shull & Steenberg (1985). For

the models described in Table 1, we have calculated the evolution of the spin temperature and the mean 21 cm brightness fluctuation. From an observational point of view, it might be more reasonable to focus on the frequency gradient of the mean 21 cm brightness (Schneider et al. 2008). As the frequency dependence of the foreground is known, such an analysis may help to distinguish between the foreground and the actual signal. Results for the spin temperature, the mean 21 cm brightness fluctuation and its frequency gradient are shown in Fig. 4.

Scattering of Lyman α photons in the IGM does not only couple the spin temperature to the gas temperature, but it is also a potential source of heat. Its effect on the mean temperature evolution has been studied by a number of authors (Madau, Meiksin & Rees 1997; Chen & Miralda-Escudé 2006; Chen & Miralda-Escudé 2004; Chuzhoy & Shapiro 2006; Ciardi, Bianchi & Ferrara 2002). While a detailed treatment requires to separately follow the mean temperature of hydrogen and deuterium, a good estimate can be obtained using the approach of Furlanetto, Oh & Briggs (2006); Furlanetto & Pritachard (2006), i. e.

$$\frac{2}{3} \frac{L_{\text{heat, Ly}\alpha}}{n_{\text{H}} k_B T H(z)} \sim \frac{0.8}{T^{4/3}} \frac{x_{\alpha}}{S_{\alpha}} \left(\frac{10}{1+z} \right). \quad (18)$$

For star formation efficiencies of the order 0.1%, as they are adopted throughout most of this work, Lyman α heating leads to a negligible temperature change of the order 1 K.

3.3. 21 cm fluctuations

Fluctuations in the 21 cm brightness temperature can be caused by the relative density fluctuations δ , relative temperature fluctuations δ_T and relative fluctuations in the neutral fraction δ_H . Fluctuations in the Lyman α background can be an additional source of 21 cm fluctuations (Barkana & Loeb 2005), but a detailed treatment of these fluctuations is beyond the scope of this work. These fluctuations are only important in the early stage of the build-up of such a background. Once x_{α} is significantly larger than unity, the spin temperature is coupled closely to the gas temperature, and small fluctuations in the background will not affect the coupling. We adopt the treatment

Model	B_0 [nG]	f_*
1	0	0.1%
2	0.02	0.1%
3	0.05	0.1%
4	0.2	0.1%
5	0.5	0.1%
6	0.8	0.1%
7	0.8	1%

Table 1: A list of models for different co-moving magnetic fields and star formation efficiencies, which are used in several figures for illustrational purposes. We give the comoving magnetic field B_0 and the star formation efficiency f_* . All models assume a population of massive Pop. III stars, which is a rather conservative assumption regarding the production of Lyman α photons.

of Loeb & Zaldarriaga (2004) to calculate the fractional 21 cm brightness temperature perturbation, given as

$$\delta_{21}(\vec{k}) = (\beta + \mu^2)\delta + \beta_H \delta_H + \beta_T \delta_T, \quad (19)$$

where μ is the cosine of the angle between the wavevector \vec{k} and the line of sight, with the expansion coefficients (Barkana & Loeb 2005; Furlanetto, Oh & Briggs 2006)

$$\beta = 1 + \frac{x_c}{x_{\text{tot}}(1 + x_{\text{tot}})}, \quad (20)$$

$$\beta_H = 1 + \frac{x_c^{HH} - x_c^{eH}}{x_{\text{tot}}(1 + x_{\text{tot}})}, \quad (21)$$

$$\beta_T = \frac{T_r}{T - T_r} + \frac{x_c}{x_{\text{tot}}(1 + x_{\text{tot}})} \frac{d \ln x_c}{d \ln T}. \quad (22)$$

The coefficient x_{tot} is given as the sum of the collisional coupling coefficient x_c and the Wouthuysen-Field coupling coefficient x_{α} .

4. The evolution of linear perturbations in the dark ages

To determine the fluctuations in the 21 cm line, we need to calculate the evolution of linear perturbations during the dark ages. We introduce the relative perturbation of the magnetic field, δ_B , and the relative perturbation to the ionized fraction, δ_i , which is related to the relative perturbation in the neutral fraction by $\delta_i = -\delta_H(1 - x_i)/x_i$. In

the general case, different density modes trigger independent temperature and ionization fluctuations. This introduces a non-trivial scale dependence (Barkana & Loeb 2005; Naoz & Barkana 2005). However, on the large scales which might ultimately be observable, the growing density mode dominates (Bharadwaj & Ali 2004). The temperature and ionization fluctuations are thus related to the density fluctuations by $\delta_T = g_T(z)\delta$ and $\delta_i = g_i(z)\delta$. The time evolution of g_T and g_i is well-known in the absence of magnetic fields (Naoz & Barkana 2005; Bharadwaj & Ali 2004) and has also been studied for the case of dark matter annihilation and decay (Furlanetto, Oh & Pierpaoli 2006). We further introduce $\delta_B = g_B\delta$. To extend the previous analysis to the situation considered here, we must consider the effect of the new terms due to ambipolar diffusion heating and decaying MHD turbulence in eq. (1). As it has a complicated dependence on different quantities, we will keep this discussion rather generic, so that it can also be applied to other situations as well.

Let us consider a source term of the form

$$\left(\frac{\delta T}{\delta z}\right)_{\text{source}} = f(\rho, T, x_i, B). \quad (23)$$

When the quantities ρ , T , x_i and B are perturbed, it is straightforward to show that this introduces further terms for the evolution of the temperature perturbation, which are of the form

$$\begin{aligned} \frac{\delta\delta_T}{\delta z} &= T^{-1}(\delta\rho\frac{\partial f}{\partial\rho} + T\delta_T\frac{\partial f}{\partial T} + \delta_i x_i\frac{\partial f}{\partial x_i} \\ &+ \delta_B B\frac{\partial f}{\partial B} - f\delta_T). \end{aligned} \quad (24)$$

The time evolution of g_T and g_i is thus given as

$$\begin{aligned} \frac{dg_T}{dz} &= \frac{g_T - 2/3}{1+z} + \frac{x_i}{\eta_1 t_\gamma} \frac{g_T T_r - g_i(T_r - T)}{T(1+z)H(z)} \\ &+ T^{-1}(\rho\frac{\partial f}{\partial\rho} + Tg_T\frac{\partial f}{\partial T} + g_i x_i\frac{\partial f}{\partial x_i} \\ &+ g_B B\frac{\partial f}{\partial B} - fg_T), \end{aligned} \quad (25)$$

$$\frac{dg_i}{dz} = \frac{g_i}{1+z} + \frac{\alpha_H x_i n_H (1 + g_i + \alpha'_H g_T)}{(1+z)H(z)} \quad (26)$$

where f must be identified with the new term in eq. (1). This system must be closed with an additional assumption for the fluctuation in the magnetic field.

The dominant mechanism for energy loss is ambipolar diffusion, which scales with ρ_b^{-2} . It seems thus unlikely that the magnetic field will be dissipated in regions of enhanced density. We rather assume that the magnetic flux is approximately conserved. In the case of dynamically weak field strength, the corresponding surface scales as $\rho^{-2/3}$, so the magnetic field scales as $\rho^{2/3}$, thus $g_B \sim 2/3$. Ambipolar diffusion, the dominant new heating term, scales as ρ^{-2} . To relate the change in energy to the change in temperature, it is further multiplied by $3/(2nk_B)$, such that in this case $f \propto \rho^{-3}$. This behavior is not fully compensated by the other terms, thus heating is less effective in overdense regions, and g_T tends to drop below the adiabatic value of $2/3$. For the models given in Table 1, the evolution of g_T and g_i is given in Fig. 5.

5. The 21 cm power spectrum

We can now calculate the 21 cm power spectrum in the presence of primordial magnetic fields from eq. (19), leading to

$$P_{21}(k, \mu) = \delta T_b^2 (\beta' + \mu^2)^2 P_{\delta\delta}(k), \quad (27)$$

where $P_{\delta\delta}(k)$ is the baryonic power spectrum and

$$\beta' = \beta + \beta_T g_T - \beta_H x_i g_i / (1 - x_i). \quad (28)$$

For simplicity, we average over the μ dependence and define $P_{\delta\delta} = P_0/(1+z)^2$, such that

$$P_{21}(k) = \delta T_b^2 \left(\beta'^2 + \frac{2}{3}\beta' + \frac{1}{5} \right) \frac{P_0(k)}{(1+z)^2}. \quad (29)$$

On the large scales considered here, the power spectrum of the 21 cm line is proportional to the baryonic power spectrum $P_0(k)$ for a given redshift, but the proportionality constant will evolve with redshift. The ratio P_{21}/P_0 is shown in Fig. 5. At high redshifts $z > 50$, the additional heat increases the difference between gas and radiation temperature, and the gas decouples earlier from radiation. All that tends to increase the 21 cm signal at high redshift. For redshifts $z < 40$, the situation is more complicated. The altered evolution of the fluctuations and the delay in the formation of luminous objects decrease the amplitude of the power spectrum in total, but also the onset of efficient coupling via the Wouthuysen-Field effect can be shifted significantly.

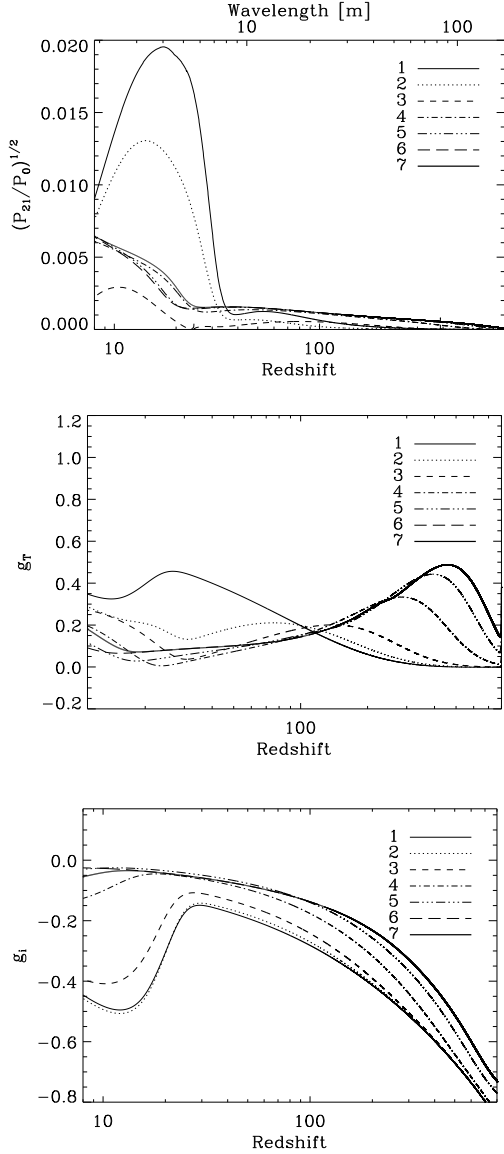


Fig. 5.— The evolution of the 21 cm large-scale power spectrum and the growth of large-scale fluctuations in temperature and ionization for the models given in Table 1. Top: The evolution of the 21 cm power spectrum, normalized with respect to the baryonic power spectrum at redshift 0. Middle: The evolution of the ratio $g_T = \delta_T / \delta$. Bottom: The evolution of the ratio $g_i = \delta_{x_i} / \delta$.

In this context, one might wonder whether 21 cm observations can actually probe additional small-scale power, which is predicted in the context of primordial magnetic fields (Kim, Olindo & Rosner 1996; Sethi & Subramanian 2005; Tashiro & Sugiyama 2006). However, as discussed for instance by Furlanetto, Oh & Pierpaoli (2006), the first 21 cm telescopes will focus on rather larger scales of the order 1 Mpc. The contribution to the power spectrum from primordial magnetic fields depends on the assumed power spectrum for the magnetic field. Regarding the formation of additional structures, the most significant case is a single-scale power spectrum. In this case, the contribution to the matter power spectrum can be evaluated analytically, yielding (Kim, Olindo & Rosner 1996; Sethi & Subramanian 2005)

$$P(k) = \frac{B_0^4 k^3 H_0^{-4}}{(8\pi)^3 \Omega_m^4 \rho_c^2 k_{max}^2} \quad (30)$$

for $k \leq 2k_{max}$, where k_{max} is given in Eq. 5. For interesting field strengths of the order of 1 nG, we thus expect modifications on scales of the order 1 kpc. For weaker fields, k_{max}^{-1} is shifted to larger scales, but the power spectrum decreases with B_0^4 . Detection such changes in the matter power spectrum is thus certainly challenging.

6. Discussion and outlook

In the previous sections, we have presented a semi-analytic model describing the post-reionization universe and reionization in the context of primordial magnetic fields, and calculated the consequences for the mean 21 cm brightness fluctuation and the large-scale power spectrum. We identify two regimes in which primordial magnetic fields can influence effects measured with 21 cm telescopes: At low redshifts, primordial magnetic fields tend to delay reionization and the build-up of a Lyman α background, thus shifting the point where the signal is at its maximum, and changing the amplitude of the 21 cm power spectrum. The first 21 cm telescopes like LOFAR and others will focus mainly on the redshift of reionization and can thus probe the epoch when a significant Lyman α background builds up. As our understanding of the first stars increases due to advances in theoretical modeling or due to better observational constraints, this may allow us

to determine whether primordial magnetic fields are needed to delay the build-up of Lyman α photons or not. As demonstrated above, comoving field strengths of the order 1 nG can delay the build-up of a Lyman α background by $\Delta z \sim 10$, which is significantly stronger than other mechanisms that might delay the formation of luminous objects. Lyman Werner feedback is essentially self-regulated and never leads to a significant suppression of star formation (Johnson et al. 2007, 2008), X-ray feedback from miniquasars is strongly constrained from the observed soft X-ray background (Salvaterra, Haardt & Ferrara 2005), and significant heating from dark matter decay or annihilation would be accompanied by a significant amount of secondary ionization, resulting in a too large optical depth. On the other hand, an important issue is the question regarding the first sources of light. As shown in Schleicher, Banerjee & Klessen (2008), massive Pop. III stars are needed to provide the correct reionization optical depth. On the other hand, an additional population of less massive stars with an IMF according to (Scalo 1998; Kroupa 2002; Chabrier 2003) might be present. Such a population would emit more photons between the Lyman α and β line per stellar baryon (Leitherer et al. 1999), and could thus shift the build-up of a Lyman α background to an earlier epoch. The onset of efficient coupling via the Wouthuysen-Field effect thus translates into a combined constraint on the stellar population and the strength of primordial magnetic fields.

A further effect occurs at high redshifts, where the additional heat input from magnetic fields due to ambipolar diffusion and the decay of MHD turbulence increases the 21 cm signal. As gas decouples earlier from the radiation field, the difference between gas and radiation temperature is larger and collisions are more effective in coupling the spin temperature to the gas temperature. The determination of the 21 cm signal from this epoch is certainly challenging, as the foreground emission corresponds to temperatures which are higher than the expected 21 cm brightness temperature by several orders of magnitude. However, as pointed out in other works (Di Matteo et al. 2002; Oh & Mack 2003;

Zaldarriaga, Furlanetto & Hernquist 2004; Sethi 2005; Shchekinov & Vasiliev 2007), the foreground emission is expected to be featureless in frequency, which may allow for a sufficiently accurate subtraction. In this context, it may also help to focus on the frequency gradient of the mean brightness temperature, rather than the 21 cm brightness temperature itself. Upcoming long-wavelength experiments such as LOFAR, 21CMA (former PAST)³, MWA⁴, LWA⁵ and SKA⁶ may thus detect the additional heat from primordial magnetic fields in the neutral gas, or otherwise set new upper limits on primordial magnetic fields, perhaps down to $B_0 \sim 0.1$ nG. Like the 21 cm transition of hydrogen, rotational and ro-vibrational transitions of primordial molecules may create interesting signatures in the CMB as well (Schleicher et al. 2008), which may provide a further test of the thermal evolution during the dark ages.

We thank Benedetta Ciardi, Paul Clark, Christoph Federrath, Andrea Ferrara, Daniele Galli, Simon Glover, Thomas Greif, Antonella Maselli and Francesco Palla for many interesting discussions on the topic. DRGS thanks the Heidelberg Graduate School of Fundamental Physics (HGSFP) and the LGFG for financial support. DRGS further thanks the MPA Garching for financial support during a research visit, and especially Benedetta Ciardi and Antonella Maselli for being very kind host researchers. The HGSFP is funded by the Excellence Initiative of the German Government (grant number GSC 129/1). RB is funded by the Emmy Noether grant (DFG) BA 3607/1. RSK thanks for support from the Emmy Noether grant KL 1358/1. All authors also acknowledge subsidies from the DFG SFB 439 *Galaxies in the Early Universe*.

REFERENCES

- Abel, T., Bryan, G. L., Norman, M. L., 2002, *Science*, 295, 93
- Allison, A. C., Dalgarno, A., 1969, *AJ*, 158, 423

³<http://web.phys.cmu.edu/past>

⁴<http://web.haystack.mit.edu/arrays/MWA/index.html>

⁵<http://lwa.unm.edu>

⁶<http://www.skatelescope.org>

- Banerjee, R., Jedamzik, K., 2003, Phys. Rev. Lett., 91, 251301-1
- Banerjee, R., Jedamzik, K., 2004, Phys. Rev. D, 70, 123003
- Barkana, R., Loeb, A., 2001, Phys. Rep., 349, 125
- Barkana, R., Loeb, A., 2005, MNRAS, 363, L36
- Barkana, R., Loeb, A., 2005, ApJ, 624, L65
- Barkana, R., Loeb, A., 2005, ApJ, 626, 1
- Becker, R. H. et al., 2001, AJ, 122, 2850
- Bharadwaj, S., Ali, S. S., 2004, MNRAS, 352, 142
- Bland-Hawthorn, J., Maloney, P. R., 1999, ApJ, 510, L33
- Bland-Hawthorn, J., Maloney, P. R., 2001, ApJ, 550, L231
- Bromm, V., Kudritzki, R. P., Loeb, A., 2001, ApJ, 552, 464
- Bromm, V., Larson, R., 2004, ARA&A, 42, 79
- de Bruyn, A. G., Fender, R. P., Kuijpers, J. M. E., Miley, G. K., Ramachandran, R., Rttgering, H. J. A., Stappers, B. W., van de Weygaert, M. A. M., van Haarlem, M. P., 2002, Exploring the Universe with the Low Frequency Array. A scientific case.
- Chen X., Miralda-Escudé J., 2004, ApJ, 602, 1
- Chen, X., Miralda-Escudé, J., 2006, eprint arXiv:astro-ph/0605439
- Chabrier, G., 2003, PASP, 115, 763
- Choudhury, T. R., Ferrara, A., 2005, MNRAS, 361, 577
- Christensson, M., Hindmarsh, M., Brandenburg, A., 2001, Phys. Rev. E, 64, 56405
- Chuzhoy, L., Alvarez, M. A., Shapiro, P. R., 2006, ApJ, 648, L1
- Chuzhoy, L., Shapiro, P. R., 2006, ApJ, 651, 1C
- Ciardi, B., Bianchi, S., Ferrara, A., 2002, MNRAS, 331, 463
- Ciardi B., Salvaterra R., 2007, MNRAS, 381, 1137
- Clark, P. C., Glover, S. C. O., Klessen, R. S., 2008, ApJ, 672, 757
- Cowling, T. G., 1956, MNRAS, 116, 114
- Deharveng, J.-M., Buat, V., Le Brun, V., Millard, B., Kunth, D., Shull, J. M., Gry, C. A&A, 375, 805
- Di Matteo, T., Perna, R., Abel, T., Rees, M. J., 2002, ApJ, 564, 576
- Dove, J. B., Shull, J. M., Ferrara, A., 2000, ApJ, 531, 846
- Fernández-Soto, A., Lanzetta, K. M., Chen, H.-W., 2003, MNRAS, 342, 1215
- Field, G. B., 1958, Proc. I.R.E., 46, 240
- Fujita, A., Martin, C. L., Mac Low, M.-M., Abel, T., 2003, ApJ, 599, 50
- Furlanetto, S. R., Oh, S. P., Briggs, F. H., 2006, Physics Reports, 433, 181
- Furlanetto, S., Oh, S. P., Pierpaoli, E., 2006, Phys. Rev. D, 74, 103502
- Furlanetto, S. R., Pritchard, J. R., 2006, MNRAS, 372, 1093
- Furlanetto, S. R., Furlanetto, M. R., 2007, MNRAS, 374, 547
- Giallongo, E., Cristiani, S., D'Odorico, S., Fontana, A., 2002, ApJ, 568, L9
- Gnedin, N. Y., Hui, L., 1998, MNRAS, 296, 44
- Gnedin, N. Y., 2005, ApJ, 542, 535
- Goldman, S. P., 1989, Phys. Rev. A., 40, 1185
- Greif, T. H., Johnson, J. L., Klessen, R. S., Bromm, V., 2008, MNRAS, in press
- Haiman, Z., Loeb, A., 1997, ApJ, 483, 21
- Heckman, T. M., Sembach, K. R., Meurer, G. R., Leitherer, C., Calzetti, D., Martin, C. L., 2001, ApJ, 558, 56
- Hirata, C. M., 2006, MNRAS, 367, 259
- Hummer, D. G., 1994, MNRAS, 268, 109

- Hurwitz, M., Jelinsky, P., Dixon, W. V. D., 1997, *ApJ*, 481, L31
- Inoue, A. K., Iwata, I., Deharveng, J.-M., Buat, V., Burgarella, D., 2005, *A&A*, 435, 471
- Jedamzik, K., Katalinić, V., Olinto, A. V., 1998, *Phys. Rev. D*, 57, 3264
- Johnson, J. L., Greif, T. H., Bromm, V., 2007, *ApJ*, 665, 85
- Johnson, J. L., Greif, T. H., Bromm, V., 2008, *MNRAS*, 388, 26
- Kim, E.-J., Olinto, A. V., Rosner, R., 1996, *ApJ*, 468, 28
- Komatsu, E., et al., 2008, *ApJS*, submitted
- Kroupa, P., 2002, *Science*, 295, 82
- Leitherer, C., et al., 1999, *ApJS*, 123, 3
- Loeb, A, Barkana, R., 2001, *ARA&A*, 39, 19L
- Loeb, A., Zaldarriaga, M., 2004, *Phys. Rev. Lett.*, 92, 211301
- Machida, M. N., Omukai, K., Matsumoto, T., Inutsuka, S.-i., 2006, *ApJ*, 647, L1
- Madau P., Meiksin A., Rees M. J., 1997, *ApJ*, 475, 429
- Malkan, M., Webb, W., Konopacky, Q., 2003, *ApJ*, 598, 878
- Müller, W., Biskamp, D., 2000, *Phys. Rev. Lett.*, 84, 475
- Naoz, S., Barkana, R., 2005, *MNRAS*, 362, 1047
- Nolta, M., et al., 2008, *ApJS*, submitted
- Oh, S. P., Haiman, Z., 2002, *ApJ*, 569, 558
- Oh, S. P., Mack, K. J., 2003, *MNRAS*, 346, 871
- Olesen, P., 1997, *Phys. Lett. B*, 398, 321
- Omukai, K., Tsuribe, T., Schneider, R., & Ferrara, A. 2005, *ApJ*, 626, 627
- Omukai, K., Schneider, R., Haiman, Z., 2008, submitted to *ApJ*
- Péquignot, D., Petitjean, P., Boisson, C., 1991, *A&A*, 251, 680
- Pinto, C., Galli, D., 2008, *A&A*, submitted
- Press, W. H., Schechter, P., 1974, *ApJ*, 187, 425
- Pritchard, J. R., Furlanetto, S. R., 2006, *MNRAS*, 367, 1057
- Purcell, E. M., Field, G. B., 1956, *ApJ*, 124, 542
- Salvatterra, R., Haardt, F., Ferrara, A., 2005, *Monthly Notices of the Royal Astronomical Society: Letters*, 362, L50
- Sasaki, S., Takahara, F., 1993, *PASJ*, 45, 655
- Scalo, J., 1998, in *ASP Conf. Ser. 142, The Stellar Initial Mass Function*, ed. G. Gilmore & D. Howell (San Francisco: ASP), 201
- Schleicher, D. R. G., Banerjee, R., Klessen, R. S., *Phys. Rev. D*, submitted (eprint arXiv:0807.3802)
- Schleicher, D. R. G., Galli, D., Palla, F., Camenzind, M., Klessen, R., Bartelmann, M., Glover, S. C. O., 2008, *A&A*, accepted
- Schneider, R., Salvatterra, R., Ferrara, A., Ciardi, B., 2006, *MNRAS*, 369, 825
- Schneider, R., Salvatterra, R., Choudhury, T. R., Ferrara, A., Burigana, C., Popa, L. A., 2008, *MNRAS*, 384, 1525
- Seager, S., Sasselov, D., Scott, D., 1999, *ApJ*, 523, L1
- Seager, S., Sasselov, D., Scott, D., 2000, *ApJ*, 128, 407
- Seshadri, T. R., Subramanian, K., 2001, *Phys. Rev. Lett.*, 87, 101301
- Sethi, S. K., Nath, B. B., Subramanian, K., 2008, *MNRAS*, accepted
- Sethi, S. K., Subramanian, K., 2005, *MNRAS*, 356, 778
- Sethi, S. K., 2005, *MNRAS*, 363, 818
- Shapiro, P. R., Giroux, M. L., 1987, *ApJ*, 321, L107
- Shchekinov, Yu. A., Vasiliev, E. O., 2007, *MNRAS*, 379, 1003S

Shiromizu, T., 1998, Phys. Lett. B, 443, 127

Shull, J. M., van Steenberg, M. E., 1985, ApJ, 298, 268

Silk, J., Langer, M., 2006, MNRAS, 371, 444

Smith, F. J., 1966, Planet. Space Sci., 14, 929

Steidel, C. C., Pettini, M., Adelberger, K. L., 2001, ApJ, 546, 665

Subramanian, K., Barrow, J. D., 1998, Phys. Rev. D, 58, 83502

Tashiro, H., Sugiyama, N., 2006, MNRAS, 372, 1060

Tashiro, H., Sugiyama, N., 2006, MNRAS, 368, 965

Whalen, D., Abel, T., Norman, M. L., 2004, ApJ, 610, 14

Wong, W. Y., Moss, A., Scott, D, 2007, MNRAS, 386, 1023

Wood, K., Loeb, A., 2000, ApJ, 545, 86

Wouthuysen, S. A., 1952, AJ, 57, 31

Zaldarriaga, M., Furlanetto, S. R., Hernquist, L., 2004, ApJ, 608, 622

Zygelman, B., 2005, ApJ, 622, 1356